

JAN 2017 LIST PRICER

Supersedes
JULY 2016



 **OFFICE STAR®
PRODUCTS**
Furniture for Your World®

SPACE® ★ OSP FURNITURE® ★ PRO•LINE II® ★ WORK SMART®

Table of Contents

Chair Finder	4-5	Space® Seating Warranty Information.....	197
Fabrics and Finishes	183-194	Pro-Line II Warranty Information	197
General Information	195	Work Smart and General Warranty Information.....	198
OSP Furniture Lounge, Office Seating and Casegoods Warranty Information.....	196	Multi Purpose Table and Chair Warranty Information	198
		Seating Feature Information	199



13 Series	7-9
15 Series (includes 1587C).....	9-10
23 and 24 Series (New)	10-11
25 and 27 Series	11
32 Series	12
36 Series (3680 series).....	13
37 Series (3700 series).....	14
52 Series	26
55 Series (Includes 5500 series) (New)	15-18
57 Series/5700 Series (New)	18
62 Series (6216, 6236)	20-21
63 Series	21
67 Series	21-22
68 Series	22
75 Series (Big and Tall)	22-23
86 Series (REVV®)	23-24
86W Series	25
88 Series (EPICC)	25
Pulsar Series	25-27
93 Series (9333E Deluxe Conference)	27
213 Series (New)	9, 19-20
215 Series	27
317 Series	27-28
317W Series	27
327 Series	13-14
335 Series	28
525 Series (New - Includes 525W).....	7, 15, 26
529 Series	28-30
818 and 818A Series	30
829 Series	31
839 Big and Tall	31
842 Series (842W New)	25
848 Series (848W New)	25
9370 Series	31
Options	32
Fabrics and Backs	33
Space Arms	34



Custom Upholstery Lounge Seating (New)	36-39
Lounge Seating (New)	40-43
Office Seating (New).....	44-45
Wood Guest Seating	46-48
Mendocino	50-53
Townsend	54-56
Kenwood	57-59
Sonoma	60-62
Intelligent Tables	63-64
Tuxedo (New)	65-68
Napa	69-74
Lodi	75-77
Multipurpose (matches Napa & Lodi laminates)	78-80
Wood Occasional Tables	81
P.H.A.T. (Pneumatic Height Adjustable Tables) (New)	81-83
Multipurpose Desk Riser (New)	84
Ascend Adjustable Height Table/Desk	85-87
Folding/Nesting Training Tables	89-90
Pace	91-93
Metal Desk (New)	94-95

Metal Files, Storage & Pedestals	96-98
Casegood Details	100-102

pro·line II

30180 Executive Chair (New)	104
39200's Big and Tall (New)	104
69220 Series (New)	104-105
6000's & 7270's Leather Executive Series.	105
8200's & 8500's Leather Executive Series.	106
Executive Ergonomic	107
ProGrid® Mesh Back (New)	107-112
Deluxe Stacking Chair	112-114
Deluxe Folding/Training Chairs	115
ProGrid Mesh Folding Chairs (New)	116
Options	116
Laptop Tables	116-117
Height Adjustable Table (New)	117-118
Desks, Bookcase, & File: Horizon and Prado (New)	118-120

work smart

Ergonomic Fabric	122-124
Ergonomic Leather	124
Pneumatic Task Chairs	124-125
Specialty Seating (New)	126
Executive Seating - Fabric	127-128
Bariatric Seating	128
Executive Seating - Big Man's	129
Executive Seating - Bonded Leather	129-130
Executive Seating - Bonded Leather & Coated Base (New)	131-133
Executive Seating - Leather	133
Executive Seating - Faux Leather (New)	134-136
Reception Tables (New)	137
Reception Seating (New)	139-142
Reception Seating - Wood (New)	143-144
Reception Seating - Wood Modular	145-147
Reception Tables - Merge	148-149
Inspired by Bassett® Traditional Seating (New)	149-150
Traditional Executive/Reception Seating	150-152
Drafting Chairs (New)	153-156
Visitor's Chairs	156-157
Stack Chairs (New)	157-160
Rental Chairs (New)	160
Folding Chairs (New)	160-164
Ventilated Seating (New)	164-169
Self-Skinned Urethane Seating	169-170
Arm Kits, Floor Glides, Casters and Stool Kit Options	170
Breakroom Collection (New)	171-176
Multi Purpose Tables and Chairs (New)	177-180
Caddies and Dollies	180-181

FABRICS

A Grade Fabrics (New)	183-186
B Grade Fabrics (New)	187-190
C Grade Fabrics (New)	191
R Grade Fabrics (New)	192
Other Fabrics and Finishes	193
Metals Frames/Finishes (New)	194

All natural wood products are subject to variations in color finishes from different manufacturers and may not exactly match with each other.

Items marked with "★" are New Jersey stocking items. Items marked with "●" are Georgia stocking items.

Items marked with "◆" denotes general chair warranty.

Note: Marked items may only be available in a limited fabric selection. Any fabric or item can be ordered with additional delivery time.

Additional Notes:

1. Most chairs without oversized casters will accept SW70 soft wheel casters from our Work Smart™ catalog or SW392 Soft wheel casters. Both have a List Price of \$30.00 for a set of 5.
2. Space Drafting chairs will accept CG50 glides from our Work Smart® catalog. List Price \$25.00 for a set of 5.

** All Measurements and Weights are nominal * Prices subject to change without notice

BRW29A4.....	172, 173	EC4300	124	EX3301	128	MST52	144	TEX220	150
BRW293A2	173	EC4350	124	EX3302	128	MST53	144	TEX228	151
BRW293A4	173	EC6582	130	EX5161	133	MST55	143	TEX232	151
BRW299A2	174	EC6583	130	EX5162	133	NAT51	140	TEX234	151
BRW299A4	174	EC8124	130	FC8000NB	162	NCL3126	176	TND940A	126
BRW432	172	EC9230	129	FC8000NBG	162	NVA51	141	TND941A	126
BRW432U	172	EC9231	130	FC8000NP	162	OD2918A2	176	TND945A	127
BRW831A4	172	EC9235	130	FC8000NS	162	OLY424	176	TSX1121	152
BRW2910A2	174	EC22070	129	FC8000NW	162	OPH61601-EC1	133	TSX1122	152
BRW2910A4	174	ECH8967K5-EC1	130	FC8100NBG	163	OPH61601-EC6	133	TSX1123	152
BRW2911A2	173	ECH8967R5-EC3	130	FC8100NP	163	OPH61606-EC3	133	TV230-3	151
BRW2911A4	173	ECH12801-EC1	129	FC8100NS	163	OPH61607-EC3	133	TV230-JT4	151
BRW2918A2	174	ECH30621-EC1	131	FC8105NP	163	OPH62606-EC3	133	TV231-3	151
BRW2918A4	174	ECH30627-EC3	131	FC8105NS	164	OXT43211	176	TV231-JT4	151
BRW3026A2	173	ECH31826-EC3	131	FC8423-231	160	PAC51	142	TV233	151
BRW3026A4	173	ECH31827-EC3	131	FC8427-231	160	PAC52	142	V3460	157
BRW3030A2	173	ECH31827-EC6	131	FC8433-231	161	PAC53	142	V4410	157
BRW3030A4	173	ECH37811-EC1	131	FC8480-231	161	PC-02	179	V4420	157
BRW3226	175	ECH37816-EC3	131	FC8481-231	161	PC-03	179	VVN	143
BRW3230	175	ECH37817-EC3	131	FC8482-2	162	PC-15F	180	WA383	145
BRW31263A2	174	ECH38615A-EC1	131	FC8483-231	161	PC-54	179	WA387	145
BRW31263A4	174	ECH38665A-EC3	131	FC8487-231	161	PCT-05	179	WA388	146
BRW31303A2	175	ECH38675A-EC3	131	FF-22124M	163	PTR432	172	WC7287	160
BRW31303A4	175	ECH52661-EC1	131	FF-22324M	163	PTR2830A2	171	WD380	144
BRW312611A2	174	ECH52666-EC3	131	FF-223012	164	PTR2830A4	171	WD383	145
BRW312611A4	174	ECH68801-EC1	132	FF-227012	164	PTR3018A2	171	WD387	145
BRW313011A2	174	ECH68807-EC3	132	FL605	135	PTR3018A4	171	WD388	146
BRW313011A4	174	ECH70531-EC1	132	FL660	135	PTR3024A2	171	WD1353	146
BT04FA	177	ECH70536-EC3	132	FL1033	137	PTR3024A4	171	WD1357	146
BT04Q	177	ECH70537-EC3	132	FL1055	136	PTR3030A2	172	WD1358	146
BT04W	177	ECH70751-EC31	131	FL1327C	134	PTR3030A4	172	WD1643	146
BT5FQW	178	ECH70756-EC3	131	FL2604C	135	QT3965	180	WD1647	147
BT05Q	178	ECH83501-EC1	132	FL5380C	135	QT6173-05	179	WD1648	147
BT06A	178	ECH83507-EC3	132	FL5388C	135	QT7205-05	179	WST07	137
BT6FQ	178	ECH85801-EC1	132	FL7480	136	QT7302-03	179	WST07-BK	137
BT6FQW	178	ECH85806-EC3	132	FL7481	136	RC88	160	WST07-WH	137
BT06Q	178	ECH85807-EC3	132	FL7485	136	RLY26-WH	166	WST09	138
BT08Q	178	ECH85807-EC3	132	FL9097	135	S2721	167	WST09-BK	138
BT22	179	ECH89181-EC1	133	FL27513C	134	SC59	125	WST09-WH	138
BT36	178	ECH89181-EC6	133	FL89675	136	SC66	125	WST12	138
BT48F	178	ECH89186-EC3	132	FL90071C	134	SC117	124	WST12-BK	138
BT48Q	178	ECH89187-EC3	132	FL92017C	134	SK1	170	WST12-WH	138
BT60Q	179	ECH89301-EC1	133	FLH24981-U1	136	SK5	170	WST16-BK	138
BT71Q	179	ECH89307-EC3	133	FLH24987-U6	136	ST203	153	WST16-ESP	138
BT244	177	EM2910	165	FT6634	177	ST205	153	WST16-WH	138
CG50	170	EM2910V	165	FT6635	177	ST215	152	WST17	138
DC420V-3	154	EM5972V-3	168	HMM9426D	175	ST217	153	WST17-BK	138
DC430	154	EM5972V-EC3	169	HMM9426L	175	ST235V-3.....	154	WST17-WH	138
DC517	154	EM20200	164	HMM9430D	176	ST428V-3.....	154	WST51A	139
DC517V	154	EM20222	165	HMM9430L	175	STC18A2	158	WST51C	140
DC550	155	EM20522	165	KCM1420	126	STC18A4	158	WST51LF	139
DC630	155	EM20522-3U	165	KCM1425	126	STC865	159	WST51N	139
DC640	155	EM20600	164	KCW773	126	STC866	160	WST51RF	139
DC800	155	EM22800	164	KCW778	126	STC2020A2	157	YLD07	138
DC940	155	EM22822	164	KH206	169	STC2020A4	157	YLD09	138
DC2990.....	155	EM32009C	166	KH503	169	STC3030	158	YLD12	139
DC2990V	156	EM35201-EC1	165	KH507	169	STC3030C30	158	YLD17	139
DC6900WH	156	EM35206-EC3	165	KH520	169	STC3230	158	YLD5130	141
DC8309C	159	EM35207-3	166	KH540	170	STC3410	158	YLD5141	141
DC8658C	159	EM50727	167	KH550	170	STC3440	159		
DC51000N	156	EM51022N	167	KH570	170	STC8300	159		
DC51000NV	156	EM59722	168	KH580	169	STC8302	159		
DCY69006	156	EM59722-EC3	168	MG0920R-NB	137	STX8310AC2	160		
DH3400	125	EMH6918T	166	MG0922S-NB	137	STX8310AC4	160		
DOL865	180	EMH69096-3	166	MG1230R-NB	137	STX8310AC14	160		
DOL8000	180	EMH69176	166	MG1242S-NB	137	SW70	170		
DOL8300	180	ETN	143	MRG07R1	149	TBB2020	152		
DOL8302	181	EX31	156	MRG09	148	TBB4020	152		
DOR26	126	EX35	157	MRG09S	149	TC102	180		
DVS51	144	EX1098-3M	129	MRG12	148	TC103	180		
DVS52	144	EX2651	127	MRG12R	149	TC104	180		
EC1283C-EC3	129	EX2654	127	MRG12SR1	148	TC106	180		
EC3393	129	EX2655	128	MST51	144	TC8815	160		

SPACE[®]
SEATING
solutions for every atmosphere[®]



-J88N1W Salmon



-J11N1W Latte



-J44N1W Teal



-J77N1W Sand



-J99N1W Steel





525-3G3N11 CHX Dark Breathable Mesh Back and Padded Mesh Seat Manager's Chair with Adjustable Lumbar Support, Height Adjustable Arms and Nylon Base

Overall Size: 25.5W x 25D x 38.5-42.75H
Seat: 20.75W x 19.5D x 3.5T **Back:** 20.5W x 27H **Seat Range:** 18-22.25
Arms to Floor: 25 **Carton Wt:** 42 **UPS Wt:** 55 **COM:** .75 yds.
Carton: 32L x 27W x 13H **Cube:** 6.5
Options: CG50, SW70 **Features:** 1, 4, 7, 8, 9 **Control:** 2-to-1 Synchro Tilt
Notes:



Fabric	List Price
CHX Dark Breathable Mesh Back and Padded Mesh Seat	
A	600.00
B	630.00
C	665.00
R	735.00



13-7N1P3 Deluxe Air Grid® Back Chair with Custom Fabric Seat, Cantilever Arms and Angled Nylon Base

Overall Size: 27W x 24D x 41.25H
Seat: 19.5W x 20D x 4T **Back:** 20W x 19H **Seat Range:** 19 - 23.5
Arms to Floor: 25.5 **Carton Wt:** 41 **UPS Wt:** 50 **COM:** N/A
Carton: 29L x 27W x 13H **Cube:** 5.89
Options: SW392 **Features:** 1, 4, 7, 8, 9 **Control:** 2-to-1 Synchro Tilt
Notes:



Fabric	List Price
Dark Air Grid® Back and Custom Fabric Seat	
A	450.00
B	470.00
C	495.00
R	525.00

Has achieved GREENGUARD Certification



13-7N9WA Deluxe Air Grid® Back Chair with Custom Fabric Seat, 2-Way Adjustable Arms, Seat Slider and Angled Nylon Base

Overall Size: 27W x 24D x 41.25H
Seat: 19.5W x 20D x 4T **Back:** 20W x 19H **Seat Range:** 19 - 23.5
Arms to Floor: 25.5 **Carton Wt:** 43 **UPS Wt:** 50 **COM:** 1 yd
Carton: 29L x 27W x 13H **Cube:** 5.89
Options: SW392 **Features:** 1, 3, 4, 9, 13, 15 **Control:** Multi-Function w/Seat Slider
Notes: No Ratchet Back



Fabric	List Price
Dark Air Grid® Back and Custom Fabric Seat	
A	510.00
B	530.00
C	555.00
R	595.00

Has achieved GREENGUARD Certification

Seat Slider



13-7N20D Deluxe Air Grid® Back Drafting Chair with Custom Fabric Seat, Adjustable Footring and Nylon Base

Overall Size: 21.25W x 25.5D x 51H
Seat: 19.5W x 20D x 4T **Back:** 20W x 19H **Seat Range:** 27.5 - 32.5
Arms to Floor: N/A **Carton Wt:** 37 **UPS Wt:** 52 **COM:** 1 yd
Carton: 28L x 27W x 14H **Cube:** 6.12
Options: A15 Arms, CG50, SW70 **Features:** 1, 4 **Control:** Pneumatic Seat Height
Notes:



Fabric	Updated List Price
Dark Air Grid® Back and Custom Fabric Seat	
A	515.00
B	535.00
C	560.00
R	600.00

Has achieved GREENGUARD Certification



★ **13-37N1P3** Deluxe Air Grid® Back Chair with Mesh Seat, Cantilever Arms and Angled Nylon Base

Overall Size: 27W x 24D x 41.25H
Seat: 19.5W x 20D x 4T **Back:** 20W x 19H **Seat Range:** 19 - 23.5
Arms to Floor: 25.5 **Carton Wt:** 41 **UPS Wt:** 50 **COM:** 1 yd.
Carton: 29L x 27W x 13H **Cube:** 5.89
Options: SW392 **Features:** 1, 4, 7, 8, 9 **Control:** 2-to-1 Synchro Tilt
Notes: Available in Fun Colors - see page 26.

Has achieved GREENGUARD Certification

Fabric	List Price
Dark Air Grid® Back & Black Mesh Seat	435.00
Fun Colors Fabric Program	455.00



★ **13-37N9WA** Deluxe Air Grid® Back Chair with Mesh Seat, 2-Way Adjustable Arms, Seat Slider and Angled Nylon Base

Overall Size: 27W x 24D x 41.25H
Seat: 19.5W x 20D x 4T **Back:** 20W x 19H **Seat Range:** 19 - 23.5
Arms to Floor: 25.5 **Carton Wt:** 43 **UPS Wt:** 50 **COM:** 1 yd.
Carton: 29L x 27W x 13H **Cube:** 5.89
Options: SW392 **Features:** 1, 3, 4, 9, 13, 15 **Control:** Multi-Function w/Seat Slider
Notes: No Ratchet Back. Available in Fun Colors - see page 26.

Has achieved GREENGUARD Certification

Seat Slider


Fabric	List Price
Dark Air Grid® Back & Black Mesh Seat	495.00
Fun Colors Fabric Program (Seat only)	515.00

13 Series



★ **13-37N20D** Deluxe Air Grid[®] Back Drafting Chair with Black Mesh Seat, Adjustable Footring and Nylon Base

Overall Size: 21.25W x 25.5D x 51H
Seat: 19.5W x 20D x 4T **Back:** 20W x 19H **Seat Range:** 27.5 - 32.5
Arms to Floor: N/A **Carton Wt:** 37 **UPS Wt:** 52 **COM:** 1 yd.
Carton: 28L x 27W x 14H **Cube:** 6.12
Options: A15 Arms, CG50, SW70 **Features:** 1, 4 **Control:** Pneumatic Seat Height
Notes: Available in Fun Colors - see page 26.
 Has achieved GREENGUARD Certification

Fabric	List Price
Dark Air Grid [®] Back & Black Mesh Seat	495.00
 (Seat only)	515.00



★ **13-37N30D** Deluxe Air Grid[®] Back Drafting Chair with Black Mesh Seat, Dual Function Control, Adjustable Footring and Angled Nylon Base

Overall Size: 20W x 26D x 45H
Seat: 19.5W x 20D x 4T **Back:** 20W x 19H **Seat Range:** 19.75-27.25
Arms to Floor: N/A **Carton Wt:** 40 **UPS Wt:** 52 **COM:** N/A
Carton: 28L x 27W x 14H **Cube:** 6.12
Options: A15 Arms, CG50, SW70 **Features:** 1, 4, 11 **Control:** Dual Function
Notes:
 Has achieved GREENGUARD Certification

Fabric	List Price
Dark Air Grid [®] Back and Black Mesh Seat	550.00



★ **13-37P500D** Deluxe Air Grid[®] Back Drafting Chair with Black Mesh Seat, Adjustable Footring, Chrome Finish Base and Accents

Overall Size: 21.25W x 25.5D x 51H
Seat: 19.5W x 20D x 4T **Back:** 20W x 19H **Seat Range:** 27.5 - 32.5
Arms to Floor: N/A **Carton Wt:** 37 **UPS Wt:** 52 **COM:** N/A
Carton: 28L x 27W x 14H **Cube:** 6.13
Options: A15 Arms, SW392 **Features:** 1, 4 **Control:** Pneumatic Seat Height
Notes:
 Has achieved GREENGUARD Certification

Fabric	List Price
Dark Air Grid [®] Back and Black Mesh Seat	550.00



13-77N1P3 Deluxe Air Grid[®] Seat and Back Chair with Cantilever Arms

Overall Size: 27W x 24D x 41.25H
Seat: 20W x 20D **Back:** 20W x 19H **Seat Range:** 19 - 23.5
Arms to Floor: 25.5 **Carton Wt:** 43 **UPS Wt:** 50 **COM:** N/A
Carton: 29L x 27W x 13H **Cube:** 5.89
Options: SW392 **Features:** 1, 4, 7, 8, 9 **Control:** 2-to-1 Synchro Tilt
Notes:
 Has achieved GREENGUARD Certification

Fabric	List Price
Dark Air Grid [®] Seat and Back	465.00



★ **13-77N9WA** Deluxe Air Grid[®] Seat and Back Chair with Dual-Function Control, Seat Slider and 2-Way Adjustable Arms

Overall Size: 26.5W x 28.25D x 42.5H
Seat: 20W x 20D **Back:** 20W x 19H **Seat Range:** 19 - 23.5
Arms to Floor: 26.25 **Carton Wt:** 43 **UPS Wt:** 50 **COM:** N/A
Carton: 29L x 27W x 13H **Cube:** 5.89
Options: SW392 **Features:** 1, 4, 9, 11, 15 **Control:** Dual Function w/Seat Slider
Notes:
 Has achieved GREENGUARD Certification **Seat Slider**

Fabric	List Price
Dark Air Grid [®] Seat and Back	595.00



★ **13-77N30D** Deluxe Ergonomic Air Grid[®] Seat and Back Drafting Chair with Dual Function Control, Adjustable Footring and Nylon Base

Overall Size: 20W x 26D x 45H
Seat: 20W x 20D **Back:** 20W x 19H **Seat Range:** 19.5 - 27
Arms to Floor: N/A **Carton Wt:** 40 **UPS Wt:** 52 **COM:** N/A
Carton: 28L x 27W x 14H **Cube:** 6.12
Options: A15 Arms, CG50, SW70 **Features:** 1, 4, 9, 11 **Control:** Dual Function
Notes:
 Has achieved GREENGUARD Certification

Fabric	List Price
Dark Air Grid [®] Seat and Back	595.00



★ **213-37N2F3D** Deluxe Air Grid® Back and Padded Mesh Seat Chair with 4-Way Adjustable Flip Arms **Included**

Overall Size: 27.5W x 23.75D x 48.25H
Seat: 20.5W x 19.25D x 3.5T **Back:** 21.25W x 21.25H **Seat Range:** 20 - 27.5
Arms to Floor: 27.75 **Carton Wt:** 46 **UPS Wt:** 50 **COM:** N/A
Carton: 30L x 26W x 13H **Cube:** 5.86
Options: CG50, SW70 **Features:** 1, 4 **Control:** Pneumatic Seat Height
Notes:
 Has achieved GREENGUARD Certification

Fabric	List Price
Deluxe Air Grid® Back and Black Mesh Seat	600.00



13-88N1P3 Deluxe Latte Air Grid® Seat and Back Chair with Cantilever Arms

Overall Size: 27W x 24D x 41.25H
Seat: 20W x 20D **Back:** 20W x 19H **Seat Range:** 19 - 23.5
Arms to Floor: 25.5 **Carton Wt:** 43 **UPS Wt:** 50 **COM:** N/A
Carton: 29L x 27W x 13H **Cube:** 5.89
Options: SW392 **Features:** 1, 4, 7, 8, 9 **Control:** 2-to-1 Synchro Tilt
Notes:
 Has achieved GREENGUARD Certification

Fabric	List Price
Latte Air Grid® Seat and Back	465.00



★ **13-V22N1WA/13-V77N1WA** Deluxe Chair with VeraFlex® Back 2-to-1 Synchro Tilt Control and 2-Way Adjustable Arms

Overall Size: 27W x 26.5D x 40H
Seat: 19.5W x 20D x 4T **Back:** 20W x 19H **Seat Range:** 17.75-22.5
Arms to Floor: 25.5 **Carton Wt:** 41 **UPS Wt:** 45 **COM:** N/A
Carton: 27L x 26W x 13H **Cube:** 5.28
Options: SW392 **Features:** 1, 4, 7, 8, 9 **Control:** 2-to-1 Synchro Tilt
Notes:
 Has achieved GREENGUARD Certification

Fabric	List Price
13-V22N1WA Shadow VeraFlex® Seat and Back	440.00
13-V77N1WA Blue Mist VeraFlex® Seat and Back	



★ **13-V44N1WA/13-V88N1WA** Deluxe Chair with VeraFlex® Back 2-to-1 Synchro Tilt Control and 2-Way Adjustable Arms

Overall Size: 27W x 26.5D x 40H
Seat: 19.5W x 20D x 4T **Back:** 20W x 19H **Seat Range:** 17.75-22.5
Arms to Floor: 25.5 **Carton Wt:** 41 **UPS Wt:** 45 **COM:** N/A
Carton: 27L x 26W x 13H **Cube:** 5.28
Options: SW392 **Features:** 1, 4, 7, 8, 9 **Control:** 2-to-1 Synchro Tilt
Notes: 13-V88N1WA ●
 Has achieved GREENGUARD Certification

Fabric	List Price
Charcoal VeraFlex® Seat and Back	440.00
13-V88N1WA Latte VeraFlex® Seat and Back	



★ **13-V66N1WA** Deluxe Chair with VeraFlex® Back 2-to-1 Synchro Tilt Control and 2-Way Adjustable Arms

Overall Size: 27W x 26.5D x 40H
Seat: 19.5W x 20D x 4T **Back:** 20W x 19H **Seat Range:** 17.75-22.5
Arms to Floor: 25.5 **Carton Wt:** 41 **UPS Wt:** 45 **COM:** N/A
Carton: 27L x 26W x 13H **Cube:** 5.28
Options: SW392 **Features:** 1, 4, 7, 8, 9 **Control:** 2-to-1 Synchro Tilt
Notes:
 Has achieved GREENGUARD Certification

Fabric	List Price
Kiwi VeraFlex® Seat and Back	440.00

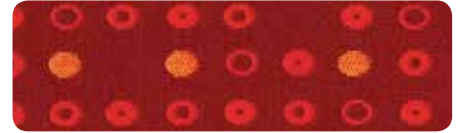


1587C Professional Air Grid® Back and Fabric Seat Manager's Chair with Adjustable Arms, Adjustable Lumbar and Gunmetal Finish Base

Overall Size: 28W x 25.5D x 44.75H
Seat: 19.5W x 19.5D x 4T **Back:** 20.5W x 21.25H **Seat Range:** 18.5-22.5
Arms to Floor: 25.25 **Carton Wt:** 45 **UPS Wt:** 53 **COM:** N/A
Carton: 31L x 27W x 13H **Cube:** 6.29
Options: CG50, SW70 **Features:** 1, 4, 7, 8, 9 **Control:** 2-to-1 Synchro Tilt
Notes:
 Has achieved GREENGUARD Certification **New Fabric**

Fabric	List Price
-K100 Luna	595.00
-K101 Onyx	
-K102 Ash	
-K103 Herb	
-K104 Cocoa	
-K105 Tangelo	
-K113 Indigo	
-K114 Ruby	


Available in Fine Tune Fabric



-K114 | Ruby



-K100 | Luna



-K101 | Onyx



-K102 | Ash



-K103 | Herb



-K104 | Cocoa



-K105 | Tangelo



-K113 | Indigo



2387C-K104



1587C-K103

Replaces the Elements
6300 Pattern for 2015



2387C Professional Air Grid® Back and Fabric Seat Manager's Chair with Adjustable Arms, Adjustable Lumbar and Gunmetal Finish Base

Overall Size: 27.25W x 25.75D x 46.25H

Seat: 20W x 19.5D x 3T **Back:** 22.5W x 24.5H **Seat Range:** 18-22.25

Arms to Floor: 25 **Carton Wt:** 48 **UPS Wt:** 48 **COM:** N/A

Carton: 30L x 26W x 12H **Cube:** 5.41

Options: CG50, SW70 **Features:** 1, 4, 7, 8, 9 **Control:** 2-to-1 Synchro Tilt

Notes:

Has achieved GREENGUARD Certification

New Fabric

Fabric

- K100 Luna
- K101 Onyx
- K102 Ash
- K103 Herb
- K104 Cocoa
- K105 Tangelo
- K113 Indigo
- K114 Ruby

List Price

595.00



★ **23-77N1F2** Professional Dark Air Grid® Back and Seat Manager's Chair with Adjustable Flip Arms, Adjustable Lumbar and Nylon Base

Overall Size: 26.5W x 26.75D x 40.75 - 45H

Seat: 21.5W x 19.5D x 3T **Back:** 22.25W x 27H **Seat Range:** 17.5-21.75

Arms to Floor: 25 **Carton Wt:** 48 **UPS Wt:** 48 **COM:** N/A

Carton: 30L x 26W x 12H **Cube:** 5.41

Options: CG50, SW70 **Features:** 1, 4, 7, 8, 9 **Control:** 2-to-1 Synchro Tilt

Notes:

NEW

Fabric

Dark Air Grid®
Seat and Back

List Price

595.00



★ **15-37A720D** Dual Layer Air Grid® Back Drafting Chair with Black Mesh Seat, Adjustable Footring and Gunmetal Finish Base

Overall Size: 21.5W x 25.5D x 54.5H

Seat: 21.5W x 20D x 4T **Back:** 20.5W x 22.5H **Seat Range:** 28 - 33

Arms to Floor: N/A **Carton Wt:** 45 **UPS Wt:** 51 **COM:** N/A

Carton: 31L x 26W x 13H **Cube:** 6.06

Options: A27WA Arms, CG50, SW70 **Features:** 1, 4 **Control:** Pneumatic Seat Height

Notes: Big and Tall 325 lbs. Rating **Optional A27WA Arms Available**

Has achieved GREENGUARD Certification

Fabric

Dual Layer Dark
Air Grid® Back and
Black Mesh Seat

List Price

595.00

**Big & Tall
325 lbs.**



★ **2300** Breathable Mesh Back and Mesh Seat Manager's Chair with Adjustable Arms,
● Adjustable Lumbar and Gunmetal Finish Base
Overall Size: 27.25W x 25.75D x 46.25H
Seat: 20W x 19.5D x 3T **Back:** 22.5W x 24.5H **Seat Range:** 18.5-22.75
Arms to Floor: 25 **Carton Wt:** 48 **UPS Wt:** 48 **COM:** N/A
Carton: 31L x 26W x 12H **Cube:** 5.59
Options: CG50, SW70 **Features:** 1, 4, 7, 8, 9 **Control:** 2-to-1 Synchro Tilt
Notes:
Has achieved GREENGUARD Certification

Fabric	List Price
Breathable Mesh Back and Black Mesh Seat	615.00



★ **2400E** Breathable Mesh Back and Bonded Leather Seat Manager's Chair with Adjustable
● Arms, Adjustable Lumbar and Gunmetal Finish Base
Overall Size: 27.25W x 25.75D x 46.25H
Seat: 20W x 19.5D x 3T **Back:** 22.5W x 24.5H **Seat Range:** 18.5-22.75
Arms to Floor: 25 **Carton Wt:** 48 **UPS Wt:** 48 **COM:** N/A
Carton: 31Lx 26W x 12H **Cube:** 5.59
Options: CG50, SW70 **Features:** 1, 4, 7, 8, 9 **Control:** 2-to-1 Synchro Tilt
Notes: 2400E Replaces 2400
Has achieved GREENGUARD Certification

Fabric	List Price
Breathable Mesh Back and Black Bonded Leather Seat	630.00



★ **25004** Breathable Mesh Back and Mesh Seat Manager's Chair with Headrest, Adjustable
Arms, Adjustable Lumbar and Gunmetal Finish Base
Overall Size: 27W x 27D x 55H
Seat: 21.5W x 21D x 4.5T **Back:** 21W x 24H x 2.5T **Seat Range:** 19.75-22.5
Arms to Floor: 25.5 **Carton Wt:** 61 **UPS Wt:** 61 **COM:** N/A
Carton: 37L x 26W x 13H **Cube:** 7.23
Options: CG50, SW70 **Features:** 1, 4, 6, 7, 8, 9 **Control:** 2-to-1 Synchro Knee Tilt
Notes:
Has achieved GREENGUARD Certification

Fabric	List Price
Breathable Mesh Back and Black Mesh Seat	875.00



2787 Professional Breathable Mesh Seat and Back Manager's Chair with Adjustable
Arms, Adjustable Lumbar and Gunmetal Finish Base
Overall Size: 28.5W x 26.25D x 44.75H
Seat: 21.5W x 20D x 3.75T **Back:** 20.75W x 24.5H **Seat Range:** 18.25-21
Arms to Floor: 27 **Carton Wt:** 58 **UPS Wt:** 59 **COM:** N/A
Carton: 32L x 27W x 14H **Cube:** 7.0
Options: CG50, SW70 **Features:** 1, 4, 6, 7, 8, 9 **Control:** 2-to-1 Synchro Knee Tilt
Notes:
Has achieved GREENGUARD Certification

Fabric	List Price
Breathable Mesh Seat and Back with Black Leather Trim	995.00



★ **27008** Breathable Mesh Back and Leather Seat Manager's Chair with Headrest,
Adjustable Arms, Adjustable Lumbar and Gunmetal Finish
Overall Size: 27W x 27D x 55H
Seat: 21.5W x 21D x 4.5T **Back:** 21W x 24H **Seat Range:** 19.75-22.5
Arms to Floor: 25.5 **Carton Wt:** 61 **UPS Wt:** 61 **COM:** N/A
Carton: 37L x 26W x 13H **Cube:** 7.23
Options: CG50, SW70 **Features:** 1, 4, 6, 7, 8, 9 **Control:** 2-to-1 Synchro Knee Tilt
Notes:
Has achieved GREENGUARD Certification

Fabric	List Price
Breathable Mesh Back and Black Leather Seat with Black Leather Trim	995.00



27876 Professional Breathable Mesh Seat and Back Executive Chair with Adjustable
Headrest, Adjustable Arms, Adjustable Lumbar and Gunmetal Finish Base
Overall Size: 28.5W x 26.25D x 53.75H
Seat: 21.5W x 20D x 3.75T **Back:** 20.7W x 34H **Seat Range:** 18.25-21
Arms to Floor: 27 **Carton Wt:** 61 **UPS Wt:** 61 **COM:** N/A
Carton: 37L x 26W x 13H **Cube:** 7.23
Options: CG50, SW70 **Features:** 1, 4, 6, 7, 8, 9 **Control:** 2-to-1 Synchro Knee Tilt
Notes:
Has achieved GREENGUARD Certification

Fabric	List Price
Breathable Mesh Seat and Back with Black Leather Trim	1095.00



★ **32-E3371F3** Bonded Leather Seat and Back Manager's Chair with 4-Way Adjustable Flip Arms and Gunmetal Finish Base

Overall Size: 27.25W x 27.25D x 45.5H

Seat: 20.5W x 19D x 3.5T **Back:** 20.5W x 23.25H x 1.5T **Seat Range:** 19 -23.25

Arms to Floor: 26.25 **Carton Wt:** 45 **UPS Wt:** 57 **COM:** N/A

Carton: 32L x 26W x 14H **Cube:** 6.74

Options: CG50, SW70 **Features:** 1, 4, 7, 8, 9 **Control:** 2-to-1 Synchro Tilt

Notes: REPLACES 2900

Has achieved GREENGUARD Certification

Fabric	List Price
Black Bonded Leather Seat and Back	600.00



★ **32-E3371F3HL** Bonded Leather Seat and Back Executive Chair with Adjustable Headrest, 4-Way Adjustable Flip Arms and Gunmetal Finish Base

Overall Size: 27.25W x 27.25D x 56H

Seat: 20.5W x 19D x 3.5T **Back:** 20.5W x 23.25H x 1.5T **Seat Range:** 18.5-22.75

Arms to Floor: 26.25 **Carton Wt:** 49 **UPS Wt:** 66 **COM:** N/A

Carton: 37L x 26W x 14H **Cube:** 7.79

Options: CG50, SW70 **Features:** 1, 4, 7, 8, 9 **Control:** 2-to-1 Synchro Tilt

Notes: REPLACES 29008

Has achieved GREENGUARD Certification

Fabric	List Price
Black Bonded Leather Seat and Back	700.00



32-E33P918P Black Bonded Leather Seat and Back Manager's Chair with Adjustable Arms and Polished Aluminum Finish Base

Overall Size: 27.75W x 29D x 45.75H

Seat: 19.5W x 20D x 4T **Back:** 21W x 22H x 2.5T **Seat Range:** 17.75-22.25

Arms to Floor: 24.5 **Carton Wt:** 47 **UPS Wt:** 51 **COM:** N/A

Carton: 31L x 26W x 13H **Cube:** 6.06

Options: SW392 **Features:** 1, 4, 7, 8, 9 **Control:** 2-to-1 Synchro Tilt

Notes: REPLACES 32-44P918P

Has achieved GREENGUARD Certification

Fabric	List Price
Black Bonded Leather Seat and Back	625.00



● **32-E33P918PHL** Black Bonded Leather Seat and Back Executive Chair with Adjustable Headrest, Adjustable Arms and Polished Aluminum Finish Base

Overall Size: 27.75W x 29D x 56H

Seat: 19.5W x 20D x 4T **Back:** 21W x 22H **Seat Range:** 17.75-22.25

Arms to Floor: 25 **Carton Wt:** 53 **UPS Wt:** 55 **COM:** N/A

Carton: 31L x 26W x 14H **Cube:** 6.53

Options: SW392 **Features:** 1, 4, 7, 8, 9 **Control:** 2-to-1 Synchro Tilt

Notes: REPLACES 32-44P918PHL

Has achieved GREENGUARD Certification

Fabric	List Price
Black Bonded Leather Seat and Back	725.00



32-E33P91A7 Black Bonded Leather Seat and Back Manager's Chair with Polished Padded Aluminum Arms and Base

Overall Size: 26W x 27.75D x 46H

Seat: 20.5W x 19.5D x 3.75T **Back:** 21.75W x 22H x 2.5T **Seat Range:** 18.5-23

Arms to Floor: 26.25 **Carton Wt:** 46 **UPS Wt:** 59 **COM:** N/A

Carton: 32L x 14W x 27H **Cube:** 7.0

Options: SW392 **Features:** 1, 4, 7, 8, 9 **Control:** 2-to-1 Synchro Tilt

Notes:

Fabric	List Price
Black Bonded Leather Seat and Back	750.00



32-E33P91A7HL Black Bonded Leather Seat and Back Manager's Chair with Adjustable Headrest, Polished Padded Aluminum Arms and Base

Overall Size: 26W x 30.5D x 56H

Seat: 20.5W x 19.5D x 3.75T **Back:** 21.75W x 22H x 2.5T **Seat Range:** 18.5-23

Arms to Floor: 26.25 **Carton Wt:** 50 **UPS Wt:** 70 **COM:** N/A

Carton: 38L x 14W x 27H **Cube:** 8.3

Options: SW392 **Features:** 1, 4, 7, 8, 9 **Control:** 2-to-1 Synchro Tilt

Notes:

Fabric	List Price
Black Bonded Leather Seat and Back	850.00

★ NJ In Stock



- ★ **3680** Light Air Grid® Manager's Chair with Black Top Grain Leather Seat, Adjustable Lumbar and Platinum Finish Base
-

Overall Size: 27.5W x 27D x 44H
Seat: 20W x 20D x 4T **Back:** 21W x 22H **Seat Range:** 18-22.5
Arms to Floor: 26 **Carton Wt:** 48 **UPS Wt:** 53 **COM:** N/A
Carton: 32L x 26W x 13H **Cube:** 6.25
Options: CG50, SW70 **Features:** 1, 4, 7, 8, 9 **Control:** 2-to-1 Synchro Tilt
Notes:

Has achieved GREENGUARD Certification

Fabric	List Price
Light Air Grid® Back and Black Top Grain Leather Seat and Trim	850.00



- 3685** Light Air Grid® Visitor's Chair with Black Top Grain Leather Seat, Adjustable Lumbar, and Platinum Finish Sled Base

Overall Size: 27.5W x 27D x 40.25H
Seat: 20W x 20D x 4T **Back:** 21W x 22H **Seat Range:** 18-7.5
Arms to Floor: 27 **Carton Wt:** 52 **UPS Wt:** 56 **COM:** N/A
Carton: 31L x 23W x 16H **Cube:** 6.60
Options: N/A **Features:** N/A **Control:** N/A
Notes:

Has achieved GREENGUARD Certification

Fabric	List Price
Light Air Grid® Back and Black Top Grain Leather Seat and Trim	615.00



- ★ **36806** Light Air Grid® Back Executive Chair with Black Top Grain Leather Seat, Adjustable Headrest, Adjustable Lumbar and Platinum Finish Base
-

Overall Size: 27.5W x 27D x 54.5H
Seat: 20W x 20D x 4T **Back:** 21W x 22H **Seat Range:** 18-22.5
Arms to Floor: 26 **Carton Wt:** 58 **UPS Wt:** 67 **COM:** N/A
Carton: 38L x 26W x 13H **Cube:** 7.43
Options: CG50, SW70 **Features:** 1, 4, 7, 8, 9 **Control:** 2-to-1 Synchro Tilt
Notes:

Has achieved GREENGUARD Certification

Fabric	List Price
Light Air Grid® Back and Black Top Grain Leather Seat and Trim	950.00



- ★ **327-E36C61F6** Light Air Grid® Back Chair with Padded Bonded Leather Seat, 4-Way Adjustable Flip Arms, Optional Headrest and Platinum Coated Nylon Base
-

Overall Size: 27.5W x 26.5D x 44.75H
Seat: 20.5W x 19D x 3.5T **Back:** 20W x 22.5H **Seat Range:** 19 - 23
Arms to Floor: 26.25 **Carton Wt:** 45 **UPS Wt:** 53 **COM:** N/A
Carton: 32L x 26W x 13H **Cube:** 6.25
Options: CG50, SW70 **Features:** 1, 4, 7, 8, 9 **Control:** 2-to-1 Synchro Tilt
Notes: Optional Headrest EHRL006

Has achieved GREENGUARD Certification

Fabric	List Price
Light Air Grid® Back and Black Bonded Leather Seat	695.00



- ★ **327-66C61F6** Light Air Grid® Seat and Back Chair with 4-Way Adjustable Flip Arms, Optional Headrest and Platinum Coated Nylon Base
-

Overall Size: 27.5W x 26.5D x 44.75H
Seat: 20.5W x 19D **Back:** 20W x 22.5H **Seat Range:** 18.25 - 22.25
Arms to Floor: 26.25 **Carton Wt:** 46 **UPS Wt:** 57 **COM:** N/A
Carton: 32L x 26W x 14H **Cube:** 6.74
Options: CG50, SW70 **Features:** 1, 4, 7, 8, 9 **Control:** 2-to-1 Synchro Tilt
Notes: Optional Headrest EHRL006

Has achieved GREENGUARD Certification

Fabric	List Price
Light Air Grid® Seat and Back	765.00



- 327-E36C61F6HL** Light Air Grid® Back Chair with Padded Bonded Leather Seat, 4-Way Adjustable Flip Arms, Adjustable Headrest and Platinum Coated Nylon Base

Overall Size: 27.5W x 26.5D x 57H
Seat: 20.5W x 19D x 3.5T **Back:** 20W x 22.5H **Seat Range:** 19 - 23
Arms to Floor: 26.25 **Carton Wt:** 45 **UPS Wt:** 53 **COM:** N/A
Carton: 32L x 26W x 13H **Cube:** 6.74
Options: CG50, SW70 **Features:** 1, 4, 7, 8, 9 **Control:** 2-to-1 Synchro Tilt
Notes:

Has achieved GREENGUARD Certification


Fabric	List Price
Light Air Grid® Back and Black Bonded Leather Seat	785.00




327-66C61F6



4-Way Adjustable Arms



CHX Dark Breathable Mesh



525-E3G3N11



327-66C61F6HL Light Air Grid[®] Seat and Back Chair with 4-Way Adjustable Flip Arms, Adjustable Headrest and Platinum Coated Nylon Base

Overall Size: 27.5W x 26.5D x 57H

Seat: 20.5W x 19D **Back:** 20W x 22.5H **Seat Range:** 18.25 - 22.25

Arms to Floor: 26.25 **Carton Wt:** 46 **UPS Wt:** 57 **COM:** N/A

Carton: 32L x 26W x 14H **Cube:** 6.74

Options: CG50, SW70 **Features:** 1, 4, 7, 8, 9 **Control:** 2-to-1 Synchro Tilt

Notes:

Has achieved GREENGUARD Certification

Fabric

Light Air Grid[®]
Seat and Back

List Price

855.00



37-33N1A7U Executive Black Mesh Chair with Soft PU Padded Adjustable Arms and Deluxe Nylon Base

Overall Size: 26.25W x 29.5D x 44.5H

Seat: 20.75W x 20.75D x 3T **Back:** 21.5W x 29.5H **Seat Range:** 18 -22.25

Arms to Floor: 26 **Carton Wt:** 48 **UPS Wt:** 57 **COM:** N/A

Carton: 32L x 26W x 14H **Cube:** 6.74

Options: CG50, SW70 **Features:** 1, 4, 7, 8, 9 **Control:** 2-to-1 Synchro Tilt

Notes:

Has achieved GREENGUARD Certification

Fabric

Black Mesh
Seat and Back

List Price

550.00



★ **525-3G3N11** CHX Dark Breathable Mesh Back and Padded Mesh Seat Manager's Chair with Adjustable Lumbar Support, Height Adjustable Arms and Nylon Base

Overall Size: 25.5W x 25D x 38.5-42.75H

Seat: 20.75W x 19.5D x 3.5T **Back:** 20.5W x 27H **Seat Range:** 18-22.25

Arms to Floor: 25 **Carton Wt:** 42 **UPS Wt:** 55 **COM:** N/A

Carton: 32L x 27W x 13H **Cube:** 6.5

Options: CG50, SW70 **Features:** 1, 4, 7, 8, 9 **Control:** 2-to-1 Synchro Tilt

Notes: Also available in Custom Fabric Program, see page 7.

Fabric

CHX Dark
Breathable Mesh
Back and Padded
Mesh Seat

List Price

575.00



525-E3G3N11 CHX Dark Breathable Mesh Back and Padded Bonded Leather Seat Manager's Chair w/Adjustable Lumbar Support, Height Adjustable Arms and Nylon Base

Overall Size: 25.5W x 25D x 38.5-42.75H
Seat: 20.75W x 19.5D x 3.5T **Back:** 20.5W x 27H **Seat Range:** 18-22.25
Arms to Floor: 25 **Carton Wt:** 42 **UPS Wt:** 55 **COM:** N/A
Carton: 32L x 27W x 13H **Cube:** 6.5
Options: CG50, SW70 **Features:** 1, 4, 7, 8, 9 **Control:** 2-to-1 Synchro Tilt
Notes:

Fabric	List Price
CHX Dark Breathable Mesh Back and Padded Bonded Leather Seat	575.00



525-G33N11 CHX Dark Breathable Mesh Seat and Back Manager's Chair with Adjustable Lumbar Support, Height Adjustable Arms and Nylon Base

Overall Size: 25.75W x 25D x 38.5-42.75H
Seat: 21.5W x 20.5D x 5T **Back:** 20.5W x 27H **Seat Range:** 17.5-21.5
Arms to Floor: 25 **Carton Wt:** 44 **UPS Wt:** 55 **COM:** N/A
Carton: 32L x 27W x 13H **Cube:** 6.5
Options: CG50, SW70 **Features:** 1, 4, 7, 8, 9 **Control:** 2-to-1 Synchro Tilt
Notes:

Fabric	List Price
CHX Dark Breathable Mesh Seat and Back	650.00



55-7N17 Professional Air Grid® Back Manager's Chair with Custom Fabric Seat, Adjustable Arms and Angled Nylon Base

Overall Size: 27W x 26.5D x 42H
Seat: 20.5W x 19.5D x 3.5T **Back:** 20.5W x 19H **Seat Range:** 18.75-23
Arms to Floor: 25.5 **Carton Wt:** 40 **UPS Wt:** 50 **COM:** 1 yd
Carton: 29L x 27W x 13H **Cube:** 5.89
Options: SW392 **Features:** 1, 4, 7, 8, 9 **Control:** 2-to-1 Synchro Tilt
Notes:
 Has achieved GREENGUARD Certification



Fabric	List Price
Dark Air Grid® Back and Custom Fabric Seat	
A	395.00
B	410.00
C	430.00
R	460.00



55-7V30 Professional Air Grid® Back Visitor's Chair with Custom Fabric Seat, Fixed Arms and Sled Base

Overall Size: 26.5W x 26.5D x 37.25H
Seat: 20.5W x 19.5D x 3T **Back:** 20.5W x 20H **Seat Range:** 19
Arms to Floor: 25.75 **Carton Wt:** 40 **UPS Wt:** 46 **COM:** 1 yd
Carton: 28L x 26W x 13H **Cube:** 5.47
Options: N/A **Features:** N/A **Control:** N/A
Notes:
 Has achieved GREENGUARD Certification



Fabric	Updated List Price
Dark Air Grid® Back and Custom Fabric Seat	
A	360.00
B	375.00
C	395.00
R	425.00



★ **55-38N17** Latte Air Grid® Back Deluxe Task Chair with Black Mesh Seat, Adjustable Angled Arms and Angled Nylon Base

Overall Size: 27W x 26.5D x 42H
Seat: 20.5W x 19.5D x 3.5T **Back:** 20.5W x 19H **Seat Range:** 18.75-23
Arms to Floor: 25.5 **Carton Wt:** 40 **UPS Wt:** 46 **COM:** N/A
Carton: 28L x 26W x 13H **Cube:** 5.47
Options: SW392 **Features:** 1, 4, 7, 8, 9 **Control:** 2-to-1 Synchro Tilt
Notes:
 Has achieved GREENGUARD Certification

Fabric	List Price
Latte Air Grid® Back and Black Mesh Seat	375.00



★ **55-88N15** Latte Air Grid® Seat and Back Deluxe Task Chair with Adjustable Angled Arms and Angled Nylon Base

Overall Size: 27W x 26.5D x 42H
Seat: 20.5W x 19.5D **Back:** 20.5W x 18.5H **Seat Range:** 18-22.25
Arms to Floor: 25.5 **Carton Wt:** 40 **UPS Wt:** 46 **COM:** N/A
Carton: 28L x 26W x 13H **Cube:** 5.47
Options: SW392 **Features:** 1, 4, 7, 8, 9 **Control:** 2-to-1 Synchro Tilt
Notes:
 Has achieved GREENGUARD Certification

Fabric	List Price
Latte Air Grid® Seat and Back	440.00

55 Series



★ **55-M22N17** Shadow Air Grid[®] Back and Shadow Mesh Seat, Adjustable Angled Arms and Angled Nylon Base

Overall Size: 27W x 26.5D x 42H
Seat: 20.5W x 19.5D x 3.5T **Back:** 20.5W x 18.5H **Seat Range:** 18.75-23
Arms to Floor: 25.5 **Carton Wt:** 40 **UPS Wt:** 46 **COM:** N/A
Carton: 28L x 26W x 13H **Cube:** 5.47

Options: SW392 **Features:** 1, 4, 7, 8, 9 **Control:** 2-to-1 Synchro Tilt
Notes:

Has achieved GREENGUARD Certification

Fabric	List Price
Shadow Air Grid [®] Back and Shadow Mesh Seat	375.00




★ **5500[®]** Air Grid[®] Back and Black Mesh Seat, Adjustable Angled Arms and Angled Nylon Base

Overall Size: 26.5W x 25.25D x 42H
Seat: 20.5W x 19.5D x 3.5T **Back:** 20.5W x 18.5H **Seat Range:** 18.75-23
Arms to Floor: 25.5 **Carton Wt:** 40 **UPS Wt:** 46 **COM:** 1 yd.
Carton: 28L x 26W x 13H **Cube:** 5.47

Options: SW392 **Features:** 1, 4, 7, 8, 9 **Control:** 2-to-1 Synchro Tilt
Notes: Available in Fun Colors - see page 26.

Has achieved GREENGUARD Certification

Fabric	List Price
Dark Air Grid [®] Back & Black Mesh Seat	375.00
 (Seat only)	395.00



★ **5500SL** Air Grid[®] Back and Black Mesh Seat, Adjustable Angled Arms, Seat Slider and Angled Nylon Base

Overall Size: 26.75W x 24.75D x 41.75H
Seat: 20.5W x 19.5D x 3.5T **Back:** 20.5W x 18.5H **Seat Range:** 18.75-23.25
Arms to Floor: 25.75 **Carton Wt:** 48 **UPS Wt:** 55 **COM:** 1 yd.
Carton: 32L x 13W x 27H **Cube:** 6.5

Options: SW392 **Features:** 1, 4, 7, 8, 9, 15 **Control:** 2-to-1 Synchro Tilt
Notes: Available in Fun Colors - see page 26.

Fabric	Updated List Price
Dark Air Grid [®] Back & Black Mesh Seat	450.00
 (Seat only)	475.00
A	475.00
B	500.00
C	525.00
R	570.00

NEW

Featuring New Seat Slider



Shown: 5500[®]



-261 Pink



-7 Blue



-512 Purple



-9 Red



-3M Black




★ **5500V** Black Vinyl Over Air Grid® Back and Black Vinyl Seat, Adjustable Angled Arms and Angled Nylon Base
Overall Size: 26.5W x 25.25D x 42H
Seat: 20.5W x 19.5D x 3.5T **Back:** 20.5W x 18.5H **Seat Range:** 18.75-23
Arms to Floor: 25.5 **Carton Wt:** 40 **UPS Wt:** 46 **COM:** N/A
Carton: 28L x 26W x 13H **Cube:** 5.47
Options: SW392 **Features:** 1, 4, 7, 8, 9 **Control:** 2-to-1 Synchro Tilt
Notes:
 Has achieved GREENGUARD Certification

Fabric	List Price
Black Vinyl Over Air Grid® Back and Black Vinyl Seat	375.00



★ **5505** Professional Air Grid® Back Visitor's Chair with Black Mesh Seat, Fixed Arms and Sled Base
Overall Size: 24.5W x 25.5D x 37.25H
Seat: 20.5W x 19.5D x 3T **Back:** 20.5W x 18.5H **Seat Range:** 19
Arms to Floor: 25.5 **Carton Wt:** 40 **UPS Wt:** 51 **COM:** 1 yd.
Carton: 27L x 24W x 16H **Cube:** 6.0
Options: N/A **Features:** N/A **Control:** N/A
Notes: Available in Fun Colors - see page 26.
 Has achieved GREENGUARD Certification

Fabric	List Price
Dark Air Grid® Back & Black Mesh Seat	340.00
 (Seat only)	360.00



55-38V30 Professional Latte Air Grid® Back Visitor's Chair with Black Mesh Seat, Fixed Arms and Sled Base
Overall Size: 24.5W x 25.5D x 37.25H
Seat: 20.5W x 19.5D x 3T **Back:** 20.5W x 18.5H **Seat Range:** 19
Arms to Floor: 25.5 **Carton Wt:** 40 **UPS Wt:** 51 **COM:** N/A
Carton: 27L x 24W x 16H **Cube:** 6.0
Options: N/A **Features:** N/A **Control:** N/A
Notes:
 Has achieved GREENGUARD Certification

Fabric	List Price
Latte Air Grid® Back and Black Mesh Seat	340.00



★ **5540** Air Grid® Back and Mesh Seat Manager's Chair with Adjustable Angled Arms, Adjustable Lumbar and Angled Nylon Base
Overall Size: 27.5W x 28.5D x 46H
Seat: 21.75W x 19.5D x 4.25T **Back:** 20.5W x 32.75H **Seat Range:** 19-23.25
Arms to Floor: 25.5 **Carton Wt:** 43 **UPS Wt:** 61 **COM:** N/A
Carton: 37L x 26W x 13H **Cube:** 7.23
Options: HRM003, SW392 **Features:** 1, 4, 7, 8, 9 **Control:** 2-to-1 Synchro Tilt
Notes:
 Has achieved GREENGUARD Certification

Fabric	List Price
Dark Air Grid® Back and Black Mesh Seat and Trim	500.00



★ **5560** Air Grid® Seat and Back Manager's Chair with Adjustable Angled Arms and Angled Nylon Base
Overall Size: 26.75W x 26.5D x 42H
Seat: 20.5W x 21D **Back:** 20.5W x 18.5H **Seat Range:** 18-22.25
Arms to Floor: 25.5 **Carton Wt:** 40 **UPS Wt:** 46 **COM:** N/A
Carton: 28L x 26W x 13H **Cube:** 5.47
Options: SW392 **Features:** 1, 4, 7, 8, 9 **Control:** 2-to-1 Synchro Tilt
Notes:
 Has achieved GREENGUARD Certification

Fabric	List Price
Dark Air Grid® Seat and Back	440.00



● **5565** Air Grid® Seat and Back Visitor's Chair with Adjustable Angled Arms and Sled Base
Overall Size: 26.5W x 27D x 37.25H
Seat: 20.5W x 21D **Back:** 20.5W x 18.5H **Seat Range:** 18.25
Arms to Floor: 26 **Carton Wt:** 40 **UPS Wt:** 55 **COM:** N/A
Carton: 28L x 24W x 16H **Cube:** 6.22
Options: N/A **Features:** N/A **Control:** N/A
Notes:
 Has achieved GREENGUARD Certification

Fabric	List Price
Dark Air Grid® Seat and Back	390.00

55 and 57 Series



★ **55403** Air Grid® Back and Mesh Seat Manager's Chair with Adjustable Headrest, Adjustable
● Angled Arms, Adjustable Lumbar and Angled Nylon Base
Overall Size: 27.5W x 28.5D x 56.25H
Seat: 21.75W x 19.5D x 4.25T **Back:** 20.5W x 32.75H **Seat Range:** 19-23.25
Arms to Floor: 25.5 **Carton Wt:** 47 **UPS Wt:** 61 **COM:** N/A
Carton: 37L x 26W x 13H **Cube:** 7.23
Options: SW392 **Features:** 1, 4, 7, 8, 9 **Control:** 2-to-1 Synchro Tilt
Notes:
Has achieved GREENGUARD Certification

Fabric	List Price
Dark Air Grid® Back and Black Mesh Seat and Trim	595.00

57 Series



★ **5700E** Air Grid® Back and Black Bonded Leather Seat Manager's Chair with Adjustable
● Angled Arms and Angled Nylon Base
Overall Size: 26.5W x 25.25D x 42H
Seat: 20.5W x 19.5D x 3.5T **Back:** 20.5W x 18.5H **Seat Range:** 18.75-23
Arms to Floor: 25.5 **Carton Wt:** 40 **UPS Wt:** 48 **COM:** N/A
Carton: 28L x 27W x 13H **Cube:** 5.68
Options: SW392 **Features:** 1, 4, 7, 8, 9 **Control:** 2-to-1 Synchro Tilt
Notes: REPLACES 5700®
Has achieved GREENGUARD Certification

Fabric	List Price
Dark Air Grid® Back and Black Bonded Leather Seat	385.00



★ **5700SL** Air Grid® Back and Black Bonded Leather Seat Manager's Chair with Adjustable
Angled Arms, Seat Slider and Angled Nylon Base
Overall Size: 26.75W x 24.75D x 41.75H
Seat: 20.5W x 19.5D x 3.5T **Back:** 20.5W x 18.5H **Seat Range:** 18.75-23.25
Arms to Floor: 25.75 **Carton Wt:** 48 **UPS Wt:** 55 **COM:** N/A
Carton: 32L x 13W x 27H **Cube:** 6.5
Options: SW392 **Features:** 1, 4, 7, 8, 9 **Control:** 2-to-1 Synchro Tilt
Notes:
Featuring New Seat Slider

NEW

Fabric	Updated List Price
Dark Air Grid® Back and Black Bonded Leather Seat	465.00



★ **5705E** Professional Air Grid® Back Visitor's Chair with Bonded Leather Seat, Fixed Arms and Sled Base
Overall Size: 24.5W x 25.5D x 37.25H
Seat: 20.5W x 19.5D x 3T **Back:** 20.5W x 18.5H **Seat Range:** 19
Arms to Floor: 25.75 **Carton Wt:** 40 **UPS Wt:** 51 **COM:** N/A
Carton: 27L x 24W x 16H **Cube:** 6.0
Options: N/A **Features:** N/A **Control:** N/A
Notes: REPLACES 5705
Has achieved GREENGUARD Certification

Fabric	List Price
Dark Air Grid® Back and Black Bonded Leather Seat	350.00



★ **5790E** Dark Air Grid® Back and Bonded Leather Seat Manager's Chair with Adjustable Angled
Arms, Adjustable Lumbar and Angled Nylon Base
Overall Size: 27.5W x 28.5D x 46H
Seat: 21.75W x 19.5D x 4.25T **Back:** 20.5W x 32.75H **Seat Range:** 19-23.25
Arms to Floor: 25.5 **Carton Wt:** 43 **UPS Wt:** 61 **COM:** N/A
Carton: 37L x 26W x 13H **Cube:** 7.23
Options: HRM003, SW392 **Features:** 1, 4, 7, 8, 9 **Control:** 2-to-1 Synchro Tilt
Notes:
Has achieved GREENGUARD Certification

NEW

Fabric	List Price
Dark Air Grid® Back and Black Bonded Leather Seat	570.00



★ **57906E** Air Grid® Back and Bonded Leather Seat Manager's Chair with Adjustable Headrest,
● Adjustable Angled Arms, Adjustable Lumbar and Angled Nylon Base
Overall Size: 27.5W x 28.5D x 56.25H
Seat: 21.75W x 19.5D x 4.25T **Back:** 20.5W x 32.75H **Seat Range:** 19-23.25
Arms to Floor: 25.5 **Carton Wt:** 48 **UPS Wt:** 59 **COM:** N/A
Carton: 37L x 27W x 12H **Cube:** 6.93
Options: SW392 **Features:** 1, 4, 7, 8, 9 **Control:** 2-to-1 Synchro Tilt
Notes: REPLACES 57906
Has achieved GREENGUARD Certification

Fabric	List Price
Dark Air Grid® Back & Black Bonded Leather Seat & Trim	670.00



★ **2160SL** Dark Air Grid® Seat and Back with PU Padded Adjustable Arms, Built-In Lumbar Support and Nylon Base

Overall Size: 27.5W x 23.75D x 42.5H

Seat: 20W x 19.5D x 2.5T **Back:** 21W x 21.25H **Seat Range:** 18.25-22.25

Arms to Floor: 25.75 **Carton Wt:** 41 **UPS Wt:** 53 **COM:** N/A

Carton: 32L x 26W x 13H **Cube:** 6.25

Options: SW392 **Features:** 1, 4, 7, 8, 9, 15 **Control:** 2-to-1 Synchro Tilt

Notes:

NEW

Seat Slider

Fabric	List Price
Dark Air Grid® Seat and Back	550.00



213-38N1F3 Latte Air Grid® Back and Padded Mesh Seat Chair with 4-Way Adjustable Flip Arms, 2-to-1 Synchro Tilt, Adjustable Tilt Tension and Nylon Base

Overall Size: 26.5W x 25.25D x 43.5H

Seat: 20.5W x 19.25D x 3.5T **Back:** 21.25W x 21.25H **Seat Range:** 18.75 - 23

Arms to Floor: 25.5 **Carton Wt:** 42 **UPS Wt:** 46 **COM:** N/A

Carton: 30L x 26W x 12H **Cube:** 5.41 **Options:** SW392

Features: 1, 4, 7, 8, 9 **Control:** 2-to-1 Synchro Tilt

Notes: REPLACES 18-28N28P

Has achieved GREENGUARD Certification

Fabric	List Price
Latte Air Grid® Back and Padded Black Mesh Seat	470.00



213-88N1F3 Latte Air Grid® Seat and Back Chair with 4-Way Adjustable Flip Arms, Built-In Lumbar Support, 2-to-1 Synchro Tilt, Adjustable Tilt Tension and Nylon Base

Overall Size: 27.25W x 25D x 43.5H

Seat: 21.5W x 19.5D **Back:** 21.25W x 20.75H **Seat Range:** 18.5-22.75

Arms to Floor: 26.5 **Carton Wt:** 42 **UPS Wt:** 49 **COM:** N/A

Carton: 28L x 26W x 13H **Cube:** 5.47 **Options:** SW392

Features: 1, 4, 7, 8, 9 **Control:** 2-to-1 Synchro Tilt

Notes: REPLACES 18-88N28P

Has achieved GREENGUARD Certification

Fabric	List Price
Latte Air Grid® Seat and Back	550.00



213-E37P91F3 Air Grid® Back and Padded Bonded Leather Seat with 4-Way Adjustable Flip Arms, Built-In Lumbar Support and Polished Aluminum Base

Overall Size: 27.5W x 23.75D x 42.5H

Seat: 20W x 19.5D x 2.5T **Back:** 21W x 21.25H **Seat Range:** 18.25-22.25

Arms to Floor: 25.75 **Carton Wt:** 41 **UPS Wt:** 53 **COM:** N/A

Carton: 32L x 26W x 13H **Cube:** 6.25

Options: SW392 **Features:** 1, 4, 7, 8, 9 **Control:** 2-to-1 Synchro Tilt

Notes: REPLACES 58-47P918P

Has achieved GREENGUARD Certification

Fabric	List Price
Air Grid® Back and Padded Bonded Leather Seat	550.00



213-37P91A7 Air Grid® Back and Padded Mesh Seat with Padded Polished Aluminum Arms, Built-In Lumbar Support and Polished Aluminum Base

Overall Size: 26W x 27D x 42.5H

Seat: 20.5W x 19.5D x 3.5T **Back:** 21.25W x 20.75H **Seat Range:** 18.5-23


Arms to Floor: 26.25 **Carton Wt:** 41 **UPS Wt:** 50 **COM:** 1 yd.

Carton: 29L x 13W x 27H **Cube:** 5.89

Options: SW392 **Features:** 1, 4, 7, 8, 9 **Control:** 2-to-1 Synchro Tilt

Notes:

NEW

Fabric	List Price
Air Grid® Back and Padded Mesh Seat	575.00
 (Seat only)	600.00



213-E37P91A7 Air Grid® Back and Padded Bonded Leather Seat with Padded Polished Aluminum Arms, Built-In Lumbar Support and Polished Aluminum Base

Overall Size: 26W x 27D x 42.5H

Seat: 20.5W x 19.5D x 3.5T **Back:** 21.25W x 20.75H **Seat Range:** 18.5-23

Arms to Floor: 26.25 **Carton Wt:** 41 **UPS Wt:** 50 **COM:** N/A

Carton: 29L x 13W x 27H **Cube:** 5.89

Options: SW392 **Features:** 1, 4, 7, 8, 9 **Control:** 2-to-1 Synchro Tilt

Notes:

NEW

Fabric	List Price
Air Grid® Back and Padded Bonded Leather Seat	585.00

213 Series



213-J11N1W Latte Fabric Padded Seat and Back with Height Adjustable PU Padded Arms, Built-In Lumbar Support and Angled Nylon Base

Overall Size: 27.75W x 27.25D x 42.75H
Seat: 20.5W x 19.5D x 3.5T **Back:** 21.25W x 20.75H **Seat Range:** 18.5-23
Arms to Floor: 25.5 **Carton Wt:** 40 **UPS Wt:** 48 **COM:** N/A
Carton: 28L x 13W x 27H **Cube:** 5.68
Options: SW392 **Features:** 1, 4, 7, 8, 9 **Control:** 2-to-1 Synchro Tilt
Notes:

NEW

Fabric	List Price
Latte Fabric Seat and Back	440.00



213-J44N1W Teal Fabric Padded Seat and Back with Height Adjustable PU Padded Arms, Built-In Lumbar Support and Angled Nylon Base

Overall Size: 27.75W x 27.25D x 42.75H
Seat: 20.5W x 19.5D x 3.5T **Back:** 21.25W x 20.75H **Seat Range:** 18.5-23
Arms to Floor: 25.5 **Carton Wt:** 40 **UPS Wt:** 48 **COM:** N/A
Carton: 28L x 13W x 27H **Cube:** 5.68
Options: SW392 **Features:** 1, 4, 7, 8, 9 **Control:** 2-to-1 Synchro Tilt
Notes:

NEW

Fabric	List Price
Teal Fabric Seat and Back	440.00



213-J77N1W Sand Fabric Padded Seat and Back with Height Adjustable PU Padded Arms, Built-In Lumbar Support and Angled Nylon Base

Overall Size: 27.75W x 27.25D x 42.75H
Seat: 20.5W x 19.5D x 3.5T **Back:** 21.25W x 20.75H **Seat Range:** 18.5-23
Arms to Floor: 25.5 **Carton Wt:** 40 **UPS Wt:** 48 **COM:** N/A
Carton: 28L x 13W x 27H **Cube:** 5.68
Options: SW392 **Features:** 1, 4, 7, 8, 9 **Control:** 2-to-1 Synchro Tilt
Notes:

NEW

Fabric	List Price
Sand Fabric Seat and Back	440.00



213-J88N1W Salmon Fabric Padded Seat and Back with Height Adjustable PU Padded Arms, Built-In Lumbar Support and Angled Nylon Base

Overall Size: 27.75W x 27.25D x 42.75H
Seat: 20.5W x 19.5D x 3.5T **Back:** 21.25W x 20.75H **Seat Range:** 18.5-23
Arms to Floor: 25.5 **Carton Wt:** 40 **UPS Wt:** 48 **COM:** N/A
Carton: 28L x 13W x 27H **Cube:** 5.68
Options: SW392 **Features:** 1, 4, 7, 8, 9 **Control:** 2-to-1 Synchro Tilt
Notes:

NEW

Fabric	List Price
Salmon Fabric Seat and Back	440.00



213-J99N1W Steel Fabric Padded Seat and Back with Height Adjustable PU Padded Arms, Built-In Lumbar Support and Angled Nylon Base

Overall Size: 27.75W x 27.25D x 42.75H
Seat: 20.5W x 19.5D x 3.5T **Back:** 21.25W x 20.75H **Seat Range:** 18.5-23
Arms to Floor: 25.5 **Carton Wt:** 40 **UPS Wt:** 48 **COM:** N/A
Carton: 28L x 13W x 27H **Cube:** 5.68
Options: SW392 **Features:** 1, 4, 7, 8, 9 **Control:** 2-to-1 Synchro Tilt
Notes:

NEW

Fabric	List Price
Steel Fabric Seat and Back	440.00



6216 Deluxe Air Grid[®] Back and Seat Manager's Chair with Adjustable Arms, Adjustable Lumbar and Gunmetal Finish Base

Overall Size: 28.5W x 27D x 44.5H
Seat: 21.75W x 20.5D **Back:** 21.5W x 24H **Seat Range:** 17.5-21.75
Arms to Floor: 27 **Carton Wt:** 51 **UPS Wt:** 51 **COM:** N/A
Carton: 32L x 26W x 11H **Cube:** 5.29
Options: CG50, SW70 **Features:** 1, 4, 7, 8, 9 **Control:** 2-to-1 Synchro Tilt
Notes:
 Has achieved GREENGUARD Certification

Fabric	List Price
Dark Air Grid [®] Seat and Back	775.00



6236 Deluxe Air Grid® Seat and Back Manager's Chair with Adjustable Arms, Adjustable Lumbar, Dual Function Control and Gunmetal Finish Base

Overall Size: 28.5W x 27D x 44.5H

Seat: 21.75W x 20.5D **Back:** 21.5W x 24H **Seat Range:** 18.25-22.5

Arms to Floor: 27 **Carton Wt:** 57 **UPS Wt:** 57 **COM:** N/A

Carton: 32L x 26W x 11H **Cube:** 5.29

Options: CG50, SW70 **Features:** 1, 4, 8, 9, 11 **Control:** Dual Function

Notes:

Has achieved GREENGUARD Certification

Fabric

Dark Air Grid®
Seat and Back

List Price

825.00



★ **63-37A773HM** Dual Layer Air Grid® Back and Black Mesh Seat, Adjustable Headrest, 2-Way Adjustable Arms, Adjustable Lumbar and Gunmetal Finish Base

Overall Size: 30W x 27.25D x 55.5H

Seat: 22W x 21D x 4T **Back:** 21.25W x 23H **Seat Range:** 18.75-21.75

Arms to Floor: 24.25 **Carton Wt:** 66 **UPS Wt:** 66 **COM:** N/A

Carton: 37L x 26W x 13H **Cube:** 7.23 **Options:** CG50, SW70

Features: 1, 4, 6, 8, 9 **Control:** Mid Pivot Knee Tilt

Notes:

Has achieved GREENGUARD Certification **Big & Tall 400 lbs.**

Fabric

Dual Layer
Air Grid® Back and
Black Mesh Seat
and Trim

**Updated
List Price**

895.00



63-E37A773HL Dual Layer Air Grid® Back and Black Bonded Leather Seat, Adjustable Headrest, 2-Way Adjustable Arms, Adjustable Lumbar and Gunmetal Finish Base

Overall Size: 30W x 27.25D x 55.5H

Seat: 22W x 21D x 4T **Back:** 21.25W x 23H **Seat Range:** 18.75-21.75

Arms to Floor: 24.25 **Carton Wt:** 66 **UPS Wt:** 66 **COM:** N/A

Carton: 37L x 26W x 13H **Cube:** 7.23 **Options:** CG50, SW70

Features: 1, 4, 6, 8, 9 **Control:** Mid Pivot Knee Tilt

Notes:

Big & Tall 400 lbs.

Fabric

Dual Layer
Air Grid® Back
and Black Bonded
Leather Seat and
Trim

List Price

1050.00

NEW

67 Series



67-66N69R5 Light Air Grid® Back and Seat Manager's Chair with Flip Arms, Multi Function 4-Lever, Seat Slider Control and Angled Platinum Finished Nylon Base

Overall Size: 27.75W x 24.75D x 43.25H

Seat: 20W x 20D **Back:** 19W x 19.5H **Seat Range:** 19.25-23.5

Arms to Floor: 27.5 **Carton Wt:** 47 **UPS Wt:** 47 **COM:** N/A

Carton: 28L x 26W x 13H **Cube:** 5.47

Options: SW392 **Features:** 1, 3, 4, 9, 13, 15 **Control:** Multi-Function with Seat Slider

Notes:

Has achieved GREENGUARD Certification

Seat Slider

Fabric

Light Air Grid®
Back and Seat

List Price

595.00



67-77N9G5 Dark Air Grid® Back and Seat Manager's Chair with Flip Arms, Multi Function 4-Lever Control, Seat Slider and Angled Nylon Base

Overall Size: 27.25W x 25.55D x 43H

Seat: 20W x 20D **Back:** 19W x 19.5H **Seat Range:** 19.25-23.5

Arms to Floor: 27.5 **Carton Wt:** 47 **UPS Wt:** 47 **COM:** N/A

Carton: 28L x 26W x 13H **Cube:** 5.47

Options: SW392 **Features:** 1, 3, 4, 9, 13, 15 **Control:** Multi-Function with Seat Slider

Notes:

Has achieved GREENGUARD Certification

Seat Slider

Fabric

Dark Air Grid®
Back and Seat

List Price

595.00



★ **67-E36N61R5** Light Air Grid® Back and Black Bonded Leather Seat Manager's Chair with 2-to-1 Synchro Tilt, Flip Arms and Angled Platinum Finished Nylon Base

Overall Size: 27.75W x 24D x 42.5H

Seat: 20.5W x 19D x 3.5T **Back:** 19W x 20.75H **Seat Range:** 18.75-23

Arms to Floor: 27.25 **Carton Wt:** 42 **UPS Wt:** 46 **COM:** N/A

Carton: 28L x 26W x 13H **Cube:** 5.47

Options: SW392 **Features:** 1, 4, 7, 8, 9 **Control:** 2-to-1 Synchro Tilt

Notes:

Has achieved GREENGUARD Certification

Fabric

Light Air Grid®
Back and Black
Bonded Leather
Seat

List Price

490.00

★ NJ In Stock

67, 68 and 75 Series



★ **67-37N1G5** Dark Air Grid[®] Back and Mesh Seat Manager's Chair with 2-to-1 Synchro Tilt, Flip Arms and Angled Nylon Base

Overall Size: 28W x 25D x 42.5H
Seat: 20.5W x 19D x 4T **Back:** 19W x 20.75H **Seat Range:** 18.75-23
Arms to Floor: 27 **Carton Wt:** 42 **UPS Wt:** 46 **COM:** N/A
Carton: 28L x 26W x 13H **Cube:** 5.47
Options: SW392 **Features:** 1, 4, 7, 8, 9 **Control:** 2-to-1 Synchro Tilt
Notes:
 Has achieved GREENGUARD Certification



Fabric	List Price
Dark Air Grid [®] Back and Mesh Seat	490.00
A	515.00
B	540.00
C	565.00
R	590.00



68-50764 Breathable Mesh Back and Layered Leather Seat, 4-Way Adjustable Arms, Seat Slider, Dual-Function Control and Gunmetal Finish Base

Overall Size: 28W x 27D x 41H
Seat: 21.5W x 21D x 4.5T **Back:** 21.5W x 22H **Seat Range:** 18-21.25
Arms to Floor: 25.25 **Carton Wt:** 60 **UPS Wt:** 61 **COM:** N/A
Carton: 32L x 26W x 15H **Cube:** 7.22 **Options:** CG50, SW70
Features: 1, 2, 3, 4, 8, 11, 15 **Control:** Dual-Function with Seat Slider
Notes:
 Has achieved GREENGUARD Certification **Seat Slider**

Fabric	List Price
Breathable Mesh Back and Layered Black Leather Seat	950.00



6806 Professional Dual Function Air Grid[®] Back and Black Mesh Seat Manager's Chair with Adjustable Arms, Adjustable Lumbar and Gunmetal Finish Base

Overall Size: 28.25W x 30.25D x 44.75H
Seat: 21.5W x 21D x 4.5T **Back:** 21.5W x 24H **Seat Range:** 18.25-22.5
Arms to Floor: 27.25 **Carton Wt:** 57 **UPS Wt:** 57 **COM:** N/A
Carton: 32L x 26W x 14H **Cube:** 6.74
Options: CG50, SW70 **Features:** 1, 4, 8, 9, 11 **Control:** Dual Function
Notes:
 Has achieved GREENGUARD Certification

Fabric	List Price
Dark Air Grid [®] Back and Mesh Seat	800.00



★ **6876** Professional Dual Function Air Grid[®] Back and Leather Seat Manager's Chair with Adjustable Arms, Adjustable Lumbar and Gunmetal Finish Base

Overall Size: 28.25W x 30.25D x 44.75H
Seat: 21.5W x 21D x 4.5T **Back:** 21.5W x 24H **Seat Range:** 18.25-22.5
Arms to Floor: 27.25 **Carton Wt:** 57 **UPS Wt:** 57 **COM:** N/A
Carton: 32L x 26W x 14H **Cube:** 6.74
Options: CG50, SW70 **Features:** 1, 4, 8, 9, 11 **Control:** Dual Function
Notes:
 Has achieved GREENGUARD Certification

Fabric	List Price
Dark Air Grid [®] Back and Leather Seat	875.00



75-7A773 Dual Layer Air Grid[®] Back and Custom Fabric Seat Ergonomic Chair with Adjustable Lumbar, 2-Way Adjustable Arms and Gunmetal Finish Base

Overall Size: 30.25W x 28.75D x 44.5H
Seat: 22W x 21D x 4.25T **Back:** 20.75W x 22.5H **Seat Range:** 19-22
Arms to Floor: 25.5 **Carton Wt:** 62 **UPS Wt:** 62 **COM:** 1 yds
Carton: 28L x 27W x 14H **Cube:** 6.12
Options: CG50, SW70 **Features:** 1, 4, 6, 8, 9 **Control:** Mid Pivot Knee Tilt
Notes:
 Has achieved GREENGUARD Certification **Big & Tall 400 lbs.**



Fabric	List Price
Dual Layer Dark Air Grid [®] Back and Custom Fabric Seat	
A	900.00
B	950.00
C	985.00
R	1050.00



★ **75-37A773** Dual Layer Air Grid[®] Back and Black Mesh Seat Ergonomic Chair with Adjustable Lumbar, 2-Way Adjustable Arms and Gunmetal Finish Base

Overall Size: 30.25W x 28.75D x 44.5H
Seat: 22W x 21D x 4.25T **Back:** 20.75W x 22.25H **Seat Range:** 19-22
Arms to Floor: 25.5 **Weight:** 62 **UPS Wt:** 62 **COM:** N/A
Carton: 28L x 27W x 14H **Cube:** 6.12
Options: CG50, SW70 **Features:** 1, 4, 6, 8, 9 **Control:** Mid Pivot Knee Tilt
Notes:
 Has achieved GREENGUARD Certification **Big & Tall 400 lbs.**

Fabric	List Price
Dual Layer Dark Air Grid [®] Back and Black Mesh Seat	850.00



- ★ **75-47A773** Dual Layer Air Grid® Back and Black Leather Seat Ergonomic Chair with
 ● Adjustable Lumbar, 2-Way Adjustable Arms and Gunmetal Finish Base

Overall Size: 30.25W x 28.75D x 44.5H

Seat: 22W x 21D x 4.25T **Back:** 20.75W x 22.25H **Seat Range:** 19-22

Arms to Floor: 25.5 **Carton Wt:** 62 **UPS Wt:** 62 **COM:** N/A

Carton: 28L x 27W x 14H **Cube:** 6.12

Options: CG50, SW70 **Features:** 1, 4, 6, 8, 9 **Control:** Mid Pivot Knee Tilt

Notes:

Has achieved GREENGUARD Certification **Big & Tall 400 lbs.**

Fabric	List Price
Dual Layer Dark Air Grid® Back and Black Leather Seat	925.00



- 86-M22C625R** Self Adjusting Ice SpaceFlex® Back and Shadow Mesh Seat Manager's Chair with Adjustable Arms and Platinum Finish Base

Overall Size: 27.25W x 24D x 44H

Seat: 19.25W x 19.5D x 4.5T **Back:** 21W x 19H **Seat Range:** 18.25-22.5

Arms to Floor: 24.75 **Carton Wt:** 50 **UPS Wt:** 51 **COM:** N/A

Carton: 31L x 26W x 13H **Cube:** 6.06 **Options:** CG50, SW70

Features: 1, 4, 8, 9, 14 **Control:** Self Adjusting 4-to-1 Synchro Tilt

Notes:

Has achieved GREENGUARD Certification

Fabric	List Price
Ice SpaceFlex® Back and Shadow Mesh Seat	675.00
Self Adjusting Mechanism	



- 86-M32C625R** Self Adjusting Ice SpaceFlex® Back and Raven Mesh Seat Manager's Chair with Adjustable Arms and Platinum Finish Base

Overall Size: 27.25W x 24D x 44H

Seat: 19.25W x 19.5D x 4.5T **Back:** 21W x 19H **Seat Range:** 18.25-22.5

Arms to Floor: 24.75 **Carton Wt:** 50 **UPS Wt:** 51 **COM:** N/A

Carton: 31L x 26W x 13H **Cube:** 6.06 **Options:** CG50, SW70

Features: 1, 4, 8, 9, 14 **Control:** Self Adjusting 4-to-1 Synchro Tilt

Notes:

Has achieved GREENGUARD Certification

Fabric	List Price
Ice SpaceFlex® Back and Raven Mesh Seat	675.00
Self Adjusting Mechanism	



- ★ **86-M33BN2W** Self Adjusting Raven SpaceFlex® Back and Raven Mesh Seat Manager's Chair with Adjustable Arms and Nylon Base

Overall Size: 27.25W x 24D x 44H

Seat: 19.25W x 19.5D x 4.5T **Back:** 21W x 19H **Seat Range:** 18.25-22.5

Arms to Floor: 24.75 **Carton Wt:** 50 **UPS Wt:** 51 **COM:** N/A

Carton: 31L x 26W x 13H **Cube:** 6.06 **Options:** CG50, SW70

Features: 1, 4, 8, 9, 14 **Control:** Self Adjusting 4-to-1 Synchro Tilt

Notes:

Has achieved GREENGUARD Certification

Fabric	List Price
Raven SpaceFlex® Back and Raven Mesh Seat	625.00
Self Adjusting Mechanism	



- 86-M33C625R** Self Adjusting Raven SpaceFlex® Back and Raven Mesh Seat Manager's Chair with Adjustable Arms and Platinum Finish Base

Overall Size: 27.25W x 24D x 44H

Seat: 19.25W x 19.5D x 4.5T **Back:** 21W x 19H **Seat Range:** 18.25-22.5

Arms to Floor: 24.75 **Carton Wt:** 50 **UPS Wt:** 51 **COM:** N/A

Carton: 31L x 26W x 13H **Cube:** 6.06 **Options:** CG50, SW70

Features: 1, 4, 8, 9, 14 **Control:** Self Adjusting 4-to-1 Synchro Tilt

Notes:

Has achieved GREENGUARD Certification

Fabric	List Price
Raven SpaceFlex® Back and Raven Mesh Seat	675.00
Self Adjusting Mechanism	



- 86-M34C625R** Self Adjusting Fog SpaceFlex® Back and Raven Mesh Seat Manager's Chair with Adjustable Arms and Platinum Finish Base

Overall Size: 27.25W x 24D x 44H

Seat: 19.25W x 19.5D x 4.5T **Back:** 21W x 19H **Seat Range:** 18.25-22.5

Arms to Floor: 24.75 **Carton Wt:** 50 **UPS Wt:** 51 **COM:** N/A

Carton: 31L x 26W x 13H **Cube:** 6.06 **Options:** CG50, SW70

Features: 1, 4, 8, 9, 14 **Control:** Self Adjusting 4-to-1 Synchro Tilt

Notes:

Has achieved GREENGUARD Certification

Fabric	List Price
Fog SpaceFlex® Back and Raven Mesh Seat	675.00
Self Adjusting Mechanism	



86-M35C625R Self Adjusting Tang SpaceFlex[®] Back and Raven Mesh Seat Manager's Chair with Adjustable Arms and Platinum Finish Base

Overall Size: 27.25W x 24D x 44H
Seat: 19.25W x 19.5D x 4.5T **Back:** 21W x 19H **Seat Range:** 18.25-22.5
Arms to Floor: 24.75 **Carton Wt:** 50 **UPS Wt:** 51 **COM:** N/A
Carton: 31L x 26W x 13H **Cube:** 6.06 **Options:** CG50, SW70
Features: 1, 4, 8, 9, 14 **Control:** Self Adjusting 4-to-1 Synchro Tilt
Notes:

Has achieved GREENGUARD Certification

Fabric	List Price
Tang SpaceFlex [®] Back and Raven Mesh Seat	675.00
Self Adjusting Mechanism	



86-M39C625R Self Adjusting Cosmo SpaceFlex[®] Back and Raven Mesh Seat Manager's Chair with Adjustable Arms and Platinum Finish Base

Overall Size: 27.25W x 24D x 44H
Seat: 19.25W x 19.5D x 4.5T **Back:** 21W x 19H **Seat Range:** 18.25-22.5
Arms to Floor: 24.75 **Carton Wt:** 50 **UPS Wt:** 51 **COM:** N/A
Carton: 31L x 26W x 13H **Cube:** 6.06 **Options:** CG50, SW70
Features: 1, 4, 8, 9, 14 **Control:** Self Adjusting 4-to-1 Synchro Tilt
Notes:

Has achieved GREENGUARD Certification

Fabric	List Price
Cosmo SpaceFlex [®] Back and Raven Mesh Seat	675.00
Self Adjusting Mechanism	



86-M66C625R Self Adjusting Kiwi SpaceFlex[®] Back and Kiwi Mesh Seat Manager's Chair with Adjustable Arms and Platinum Finish Base

Overall Size: 27.25W x 24D x 44H
Seat: 19.25W x 19.5D x 4.5T **Back:** 21W x 19H **Seat Range:** 18.25-22.5
Arms to Floor: 24.75 **Carton Wt:** 50 **UPS Wt:** 51 **COM:** N/A
Carton: 31L x 26W x 13H **Cube:** 6.06 **Options:** CG50, SW70
Features: 1, 4, 8, 9, 14 **Control:** Self Adjusting 4-to-1 Synchro Tilt
Notes:

Has achieved GREENGUARD Certification

Fabric	List Price
Kiwi SpaceFlex [®] Back and Kiwi Mesh Seat	675.00
Self Adjusting Mechanism	



86-M74C625R Self Adjusting Fog SpaceFlex[®] Back and Blue Mist Mesh Seat Manager's Chair with Adjustable Arms and Platinum Finish Base

Overall Size: 27.25W x 24D x 44H
Seat: 19.25W x 19.5D x 4.5T **Back:** 21W x 19H **Seat Range:** 18.25-22.5
Arms to Floor: 24.75 **Carton Wt:** 50 **UPS Wt:** 51 **COM:** N/A
Carton: 31L x 26W x 13H **Cube:** 6.06 **Options:** CG50, SW70
Features: 1, 4, 8, 9, 14 **Control:** Self Adjusting 4-to-1 Synchro Tilt
Notes:

Has achieved GREENGUARD Certification

Fabric	List Price
Fog SpaceFlex [®] Back and Blue Mist Mesh Seat	675.00
Self Adjusting Mechanism	



86-M77C625R Self Adjusting Blue Mist SpaceFlex[®] Back and Blue Mist Mesh Seat Manager's Chair with Adjustable Arms and Platinum Finish Base

Overall Size: 27.25W x 24D x 44H
Seat: 19.25W x 19.5D x 4.5T **Back:** 21W x 19H **Seat Range:** 18.25-22.5
Arms to Floor: 24.75 **Carton Wt:** 50 **UPS Wt:** 51 **COM:** N/A
Carton: 31L x 26W x 13H **Cube:** 6.06 **Options:** CG50, SW70
Features: 1, 4, 8, 9, 14 **Control:** Self Adjusting 4-to-1 Synchro Tilt
Notes:

Has achieved GREENGUARD Certification

Fabric	List Price
Blue Mist SpaceFlex [®] Back and Blue Mist Mesh Seat	675.00
Self Adjusting Mechanism	



86-M88C625R Self Adjusting Latte SpaceFlex[®] Back and Latte Mesh Seat Manager's Chair with Adjustable Arms and Platinum Finish Base

Overall Size: 27.25W x 24D x 44H
Seat: 19.25W x 19.5D x 4.5T **Back:** 21W x 19H **Seat Range:** 18.25-22.5
Arms to Floor: 24.75 **Carton Wt:** 50 **UPS Wt:** 51 **COM:** N/A
Carton: 31L x 26W x 13H **Cube:** 6.06 **Options:** CG50, SW70
Features: 1, 4, 8, 9, 14 **Control:** Self Adjusting 4-to-1 Synchro Tilt
Notes:

Has achieved GREENGUARD Certification

Fabric	List Price
Latte SpaceFlex [®] Back and Latte Mesh Seat	675.00
Self Adjusting Mechanism	



Pulsar Series

88-33BB918P Self Adjusting Raven SpaceFlex® Back and Raven Mesh Seat Manager's Chair with Adjustable Arms and Angled Gunmetal Finish Base

Overall Size: 27.25W x 26.5D x 44H
Seat: 21W x 19D x 3T **Back:** 20.5W x 22H **Seat Range:** 15.5-20
Arms to Floor: 24.5 **Carton Wt:** 44 **UPS Wt:** 53 **COM:** N/A
Carton: 32L x 26W x 13H **Cube:** 6.25
Options: SW392 **Features:** 1, 4, 7, 8, 9 **Control:** 2-to-1 Synchro Tilt
Notes:

Has achieved GREENGUARD Certification

Fabric	List Price
Raven SpaceFlex® Back and Raven Mesh Seat	675.00




86W-2C12F2W White Self Adjusting SpaceFlex® Back and Padded Mesh Seat Manager's Chair with Height Adjustable Flip Arms and Coated Nylon Base

Overall Size: 27.25W x 24D x 44H
Seat: 19.25W x 19.5D x 4.5T **Back:** 21W x 19H **Seat Range:** 18.25-22.5
Arms to Floor: 24.75 **Carton Wt:** 50 **UPS Wt:** 51 **COM:** .75 yds
Carton: 31L x 26W x 13H **Cube:** 6.06 **Options:** CG50, SW70
Features: 1, 4, 8, 9, 14 **Control:** Self Adjusting 4-to-1 Synchro Tilt
Notes: Available in Fun Colors - see page 26.

Has achieved GREENGUARD Certification

NEW

Fabric	List Price
White SpaceFlex® Back & Mesh Seat	700.00
 (Seat Only)	
Self Adjusting Mechanism	




842W Armless Nesting Chair with Breathable Mesh Back and Fabric Padded Seat in White Finish Frame.

Overall Size: 25W x 23.5D x 35.25H
Seat: 17.5W x 19D x 2T **Back:** 19.75W x 16.5H **Seat Range:** 19.5 Fixed
Arms to Floor: N/A **Carton Wt:** 56 **UPS Wt:** 79 **COM:** 1 yd.
Carton: 26L x 26W x 24H **Cube:** 9.38
Options: CG50 **Features:** N/A **Control:** N/A

Notes: Seat Folds Up for Horizontal Nesting. Sold in 2-Pack. Set of 2 Clips for Ganging Included. Available in Fun Colors - see page 26. Has achieved GREENGUARD Certification

NEW

Fabric	List Price
Flex Back and Fabric Padded Seat	520.00 2-Pack
 (Seat only)	
250 lbs.	



848W Nesting Chair with Breathable Mesh Back and Fabric Padded Seat in White Finish Frame.

Overall Size: 25W x 23.5D x 35.25H
Seat: 17.5W x 19D x 2T **Back:** 19.75W x 16.5H **Seat Range:** 19.5 Fixed
Arms to Floor: 27 **Carton Wt:** 56 **UPS Wt:** 79 **COM:** 1 yd.
Carton: 26L x 26W x 24H **Cube:** 9.38
Options: CG50 **Features:** N/A **Control:** N/A

Notes: Seat Folds Up for Horizontal Nesting. Sold in 2-Pack. Set of 2 Clips for Ganging Included. Available in Fun Colors - see page 26. Has achieved GREENGUARD Certification

NEW

Fabric	List Price
Flex Back and Fabric Padded Seat	570.00 2-Pack
 (Seat only)	
250 lbs.	





525W-3W1N11F2W-9



Adjustable Flip Arms



525W-W11N11F2W

★ NJ In Stock


Pulsar Series



525W-3W1N11F2W White Breathable Mesh Back and Padded Mesh Seat Manager's Chair with Adjustable Flip Arms, Adjustable Lumbar Support & Coated Nylon Base

Overall Size: 27W x 25D x 39-43H
Seat: 22W x 21D x 3.5T **Back:** 20.5W x 27H **Seat Range:** 18.25-22.5
Arms to Floor: 26 **Carton Wt:** 43 **UPS Wt:** 55 **COM:** .75 yds.
Carton: 32L x 27W x 13H **Cube:** 6.5
Options: CG50, SW70 **Features:** 1, 4, 7, 8, 9 **Control:** 2-to-1 Synchro Tilt
Notes: Available in Fun Colors, see page 26.

NEW

Fabric	List Price
White Breathable Mesh Back and Padded Mesh Seat -3M Black	675.00
 (Seat only)	695.00



★ **525W-W11N11F2W** White Breathable Mesh Seat and Back Manager's Chair with Adjustable Flip Arms, Adjustable Lumbar Support & Coated Nylon Base

Overall Size: 26.75W x 25D x 39-43.25H
Seat: 21.5W x 20.5D x 5T **Back:** 20.5W x 27H **Seat Range:** 17.75-22
Arms to Floor: 25.75 **Carton Wt:** 44 **UPS Wt:** 55 **COM:** N/A
Carton: 32L x 27W x 13H **Cube:** 6.5
Options: CG50, SW70 **Features:** 1, 4, 7, 8, 9 **Control:** 2-to-1 Synchro Tilt
Notes:

NEW

Fabric	List Price
White Breathable Mesh Seat and Back	750.00



525W-G33C11F2W White Frame CHX Dark Breathable Mesh Seat and Back Manager's Chair w/Adjustable Flip Arms, Adjustable Lumbar Support & Coated Nylon Base

Overall Size: 26.75W x 25D x 38.5-42.75H
Seat: 21.5W x 20.5D x 5T **Back:** 20.5W x 27H **Seat Range:** 17.5-22
Arms to Floor: 25 **Carton Wt:** 45 **UPS Wt:** 55 **COM:** N/A
Carton: 32L x 27W x 13H **Cube:** 6.5
Options: CG50, SW70 **Features:** 1, 4, 7, 8, 9 **Control:** 2-to-1 Synchro Tilt
Notes:

NEW

Fabric	List Price
CHX Dark Breathable Mesh Seat and Back	750.00



-3M Black



-6 Green



-7 Blue



-9 Red



-261 Pink



-512 Purple



5200W-5811

317W-W1C1F2W-3M



-5811 Steel



-5812 Rouge




-5819 Violet



-5877 Sky



-5879 Olive




-5881 Jade



★ **5200W** White Frame Finish Manager's Chair with Padded Mesh Seat and Back, Height Adjustable Flip Arms and Coated Nylon Base

Overall Size: 26W x 26.75D x 38H
Seat: 20.5W x 19.5D x 3.5T **Back:** 20.5W x 19H x 1.25T **Seat Range:** 16.75-19.5
Arms to Floor: 23.5 **Carton Wt:** 44 **UPS Wt:** 49 **COM:** 1.5 yds.
Carton: 28L x 26W x 14H **Cube:** 5.89
Options: CG50, SW70 **Features:** 1, 4, 7, 8, 9 **Control:** 2-to-1 Synchro Tilt
Notes: -3 available in NJ. Available in Fun Colors - see above.
Has achieved GREENGUARD Certification

Fabric	List Price
Fun Colors (Seat and Back)	525.00
	

★ NJ In Stock



★ **317W-W11C1F2W** White Frame Manager's Chair with Breathable Mesh Seat and Back, Adjustable Padded Flip Arms and Coated Nylon Base


Overall Size: 28.5W x 26.25D x 42.75H
Seat: 21.25W x 19.75D **Back:** 22W x 22.75H **Seat Range:** 17.75-20.25
Arms to Floor: 25.5 **Carton Wt:** 47 **UPS Wt:** 53 **COM:** N/A
Carton: 32L x 26W x 13H **Cube:** 6.25
Options: CG50, SW70 **Features:** 1, 4, 7, 8, 9 **Control:** 2-to-1 Synchro Tilt
Notes:
 Has achieved GREENGUARD Certification

Fabric	List Price
White Breathable Mesh Seat and Back	795.00



● **317W-W1C1F2W** White Frame Manager's Chair with Breathable Mesh Back and Padded Mesh Seat Manager's Chair with Height Adjustable Flip Arms and Coated Nylon Base

Overall Size: 28.5W x 26D x 43.25H
Seat: 20.5W x 19.25D x 4T **Back:** 22W x 22.75H **Seat Range:** 18.5-21
Arms to Floor: 25.5 **Carton Wt:** 47 **UPS Wt:** 53 **COM:** .75 yd.
Carton: 32L x 26W x 13H **Cube:** 6.25
Options: CG50, SW70 **Features:** 1, 4, 7, 8, 9 **Control:** 2-to-1 Synchro Tilt
Notes: Available in Fun Colors - see above.
 Has achieved GREENGUARD Certification

Fabric	List Price
White Breathable Mesh Back and Padded Mesh Seat	750.00
-3M Black  (Seat only)	770.00



★ **9333E** Black Bonded Leather Conference Chair with Cantilever Arms and Gunmetal Finish Base

Overall Size: 27.5W x 28.25D x 45H
Seat: 22W x 20D x 5.25T **Back:** 21W x 24H x 5T **Seat Range:** 18.75-23.5
Arms to Floor: 28 **Carton Wt:** 56 **UPS Wt:** 57 **COM:** N/A
Carton: 30L x 26W x 15H **Cube:** 6.77
Options: CG50, SW70 **Features:** 1, 4, 7, 8, 9 **Control:** 2-to-1 Synchro Tilt
Notes: Transitioned to Bonded Leather. **REPLACES** 9333.
 Has achieved GREENGUARD Certification

Fabric	List Price
Black Bonded Leather Seat and Back	685.00



215-3R2C62R5 Deluxe R2 SpaceGrid Back Chair with Mesh Seat, Self Adjusting Control, Platinum Finish Flip Arms and Platinum Coated Base with Back End Caps

Overall Size: 27.5W x 25.25D x 44H
Seat: 20.75W x 20D x 4T **Back:** 22.5W x 28H **Seat Range:** 17.75-22
Arms to Floor: 26.5 **Carton Wt:** 49 **UPS Wt:** 51 **COM:** N/A
Carton: 31L x 26W x 13H **Cube:** 6.06 **Options:** CG50, SW70
Features: 1, 4, 9, 14 **Control:** Self Adjusting 4-to-1 Synchro Tilt
Notes:
 Has achieved GREENGUARD Certification

Fabric/Frame	List Price
R2 SpaceGrid Back and Black Mesh Seat	595.00

317 Series



317-ME3R2C6KF6 Professional R2 SpaceGrid Back Chair w/Memory Foam Bonded Leather Seat, Platinum Finish Flip Arms, Seat Slider and Platinum Coated Base w/Black End Caps

Overall Size: 28.5W x 26D x 43.25H
Seat: 20.5W x 19.25D x 4T **Back:** 22W x 22.75H **Seat Range:** 18.5-21
Arms to Floor: 26.5 **Carton Wt:** 55 **UPS Wt:** 55 **COM:** N/A
Carton: 32L x 26W x 13H **Cube:** 6.26 **Options:** CG50, SW70
Features: 1, 3, 4, 7, 8, 9, 15 **Control:** Deluxe 2-to-1 with Seat Slider
Notes:
 Has achieved GREENGUARD Certification **Seat Slider**

Fabric	List Price
R2 SpaceGrid Back and Black Bonded Leather Seat	775.00



317-R22C6KF6 Professional R2 SpaceGrid Seat and Back Chair with Platinum Finish Flip Arms, Seat Slider and Platinum Coated Base with Black End Caps

Overall Size: 28.5W x 26.25D x 43.25H
Seat: 21.25W x 19.75D **Back:** 22W x 22.75H **Seat Range:** 17.75-20.25
Arms to Floor: 26.25 **Carton Wt:** 55 **UPS Wt:** 55 **COM:** N/A
Carton: 32L x 26W x 13H **Cube:** 6.26 **Options:** CG50, SW70
Features: 1, 3, 4, 7, 8, 9, 15 **Control:** Deluxe 2-to-1 with Seat Slider
Notes:
 Has achieved GREENGUARD Certification **Seat Slider**

Fabric	List Price
R2 SpaceGrid Seat and Back	850.00



317-ME3R2C7KF7 Professional R2 SpaceGrid Back Chair with Memory Foam Bonded Leather Seat, Gunmetal Adjustable Flip Arms and Gunmetal Coated Base with Black End Caps
Overall Size: 28.5W x 26D x 43.25H
Seat: 20.5W x 19.25D x 4T **Back:** 22W x 22.75H **Seat Range:** 18.5-21
Arms to Floor: 26.5 **Carton Wt:** 55 **UPS Wt:** 55 **COM:** N/A
Carton: 32L x 26W x 13H **Cube:** 6.26 **Options:** CG50, SW70
Features: 1, 3, 4, 7, 8, 9, 15 **Control:** Deluxe 2-to-1 with Seat Slider
Notes:
 Has achieved GREENGUARD Certification **Seat Slider**

Fabric	List Price
R2 SpaceGrid Back and Black Bonded Leather Seat	775.00



317-R22C7KF7 Professional R2 SpaceGrid Seat and Back Chair with Gunmetal Adjustable Flip Arms, Seat Slider and Gunmetal Coated Base with Black End Caps
Overall Size: 28.5W x 26.25D x 43.25H
Seat: 21.25W x 19.75D **Back:** 22W x 22.75H **Seat Range:** 17.75-20.25
Arms to Floor: 26.25 **Carton Wt:** 55 **UPS Wt:** 55 **COM:** N/A
Carton: 32L x 26W x 13H **Cube:** 6.26 **Options:** CG50, SW70
Features: 1, 3, 4, 7, 8, 9, 15 **Control:** Deluxe 2-to-1 with Seat Slider
Notes:
 Has achieved GREENGUARD Certification **Seat Slider**

Fabric	List Price
R2 SpaceGrid Seat and Back	850.00



● **317-ME36C61F6** Professional Light AirGrid® Back Chair w/Black Bonded Leather Seat, Memory Foam, Platinum Finish Flip Arms & Platinum Coated Base w/Black End Caps
Overall Size: 28.5W x 23.75D x 44.25H
Seat: 20.5W x 19.25D x 4T **Back:** 22W x 22.75H **Seat Range:** 18.5-22.75
Arms to Floor: 27 **Carton Wt:** 47 **UPS Wt:** 53 **COM:** N/A
Carton: 32L x 26W x 13H **Cube:** 6.26
Options: SW70 **Features:** 1, 4, 7, 8, 9 **Control:** 2-to-1 Synchro Tilt
Notes:
 Has achieved GREENGUARD Certification

Fabric	List Price
Light AirGrid® Back and Black Bonded Leather Seat	625.00



★ **317-66C61F6** Professional Light AirGrid® Seat and Back Chair with Platinum Finish Flip Arms and Platinum Coated Base with Black End Caps
Overall Size: 28.5W x 23.75D x 44.25H
Seat: 21.5W x 19.75D **Back:** 22W x 22.75H **Seat Range:** 18.5-22.5
Arms to Floor: 26.75 **Carton Wt:** 48 **UPS Wt:** 53 **COM:** N/A
Carton: 32L x 26W x 13H **Cube:** 6.26
Options: SW70 **Features:** 1, 4, 7, 8, 9 **Control:** 2-to-1 Synchro Tilt
Notes:
 Has achieved GREENGUARD Certification

Fabric	List Price
Light AirGrid® Back and Seat	695.00




★ **335-E37P918P** Professional Air Grid® Back Chair with Black Bonded Leather Seat and Trim, Adjustable Arms, Adjustable Lumbar, and Angled Polished Aluminum Base
Overall Size: 28W x 25.75D x 45H
Seat: 20W x 19D x 3T **Back:** 20.5W x 23H **Seat Range:** 18.25-22.25
Arms to Floor: 24.75 **Carton Wt:** 41 **UPS Wt:** 53 **COM:** N/A
Carton: 32L x 26W x 13H **Cube:** 6.25
Options: SW392 **Features:** 1, 4, 7, 8, 9 **Control:** 2-to-1 Synchro Tilt
Notes: REPLACES 335-47P918P
 Has achieved GREENGUARD Certification

Fabric	List Price
Dark Air Grid® Back and Black Bonded Leather Seat and Trim	695.00

529 Series



★ **529-3R2N1F2** R2 SpaceGrid Back Chair with Memory Foam Mesh Seat, Height Adjustable Flip Arms, Adjustable Lumbar and Nylon Base
 ● **Overall Size:** 27.5W x 25.5D x 43H
Seat: 20.75W x 19.5D x 4T **Back:** 22.25W x 28H **Seat Range:** 17.75-22
Arms to Floor: 25.75 **Carton Wt:** 43 **UPS Wt:** 43 **COM:** 1 yd.
Carton: 31L x 22W x 11H **Cube:** 4.34
Options: CG50, SW70 **Features:** 1, 4, 7, 8, 9 **Control:** 2-to-1 Synchro Tilt
Notes: Available in Fun Colors - see page 26.
 Has achieved GREENGUARD Certification

Fabric/Frame	Updated List Price
R2 SpaceGrid Back and Black Mesh Seat	550.00
 (Seat only)	570.00



529-M3R2N6F2 R2 SpaceGrid Back Chair with Memory Foam Mesh Seat, Height Adjustable Flip Arms, Adjustable Lumbar, Seat Slider and Nylon Base

Overall Size: 26.25W x 25.25D x 43H

Seat: 20.5W x 19.5D x 4.5T **Back:** 22.5W x 27.25H **Seat Range:** 19.5-24

Arms to Floor: 25.5 **Carton Wt:** 47 **UPS Wt:** 55 **COM:** 1 yd.


Carton: 32L x 13W x 27H **Cube:** 6.5 **Options:** CG50, SW70

Features: 1, 4, 7, 8, 9, 15 **Control:** 2-to-1 Synchro Tilt with 3 Position Lock

Notes: Available in Fun Colors - see page 26.

NEW

Seat Slider

Fabric/Frame	Updated List Price
R2 SpaceGrid Back and Black Mesh Seat	625.00
 (Seat only)	645.00



529-ME3R2N6F2 R2 SpaceGrid Back Chair with Memory Foam Bonded Leather Seat, Height Adjustable Flip Arms, Adjustable Lumbar, Seat Slider and Nylon Base

Overall Size: 26.25W x 25.25D x 43H

Seat: 20.5W x 19.5D x 4.5T **Back:** 22.5W x 27.25H **Seat Range:** 19.5-24

Arms to Floor: 25.5 **Carton Wt:** 48 **UPS Wt:** 55 **COM:** N/A

Carton: 32L x 13W x 27H **Cube:** 6.5 **Options:** CG50, SW70

Features: 1, 4, 7, 8, 9, 15 **Control:** 2-to-1 Synchro Tilt with 3 Position Lock

Notes:

NEW

Seat Slider

Fabric/Frame	Updated List Price
R2 SpaceGrid Back and Black Bonded Seat	625.00



529-R2N1F2 R2 SpaceGrid Back Chair with Memory Foam Mesh Seat, Height Adjustable Flip Arms, Adjustable Lumbar and Nylon Base

Overall Size: 27.5W x 25.5D x 43H

Seat: 20.75W x 19.5D x 4T **Back:** 22.25W x 28H **Seat Range:** 17.75-22

Arms to Floor: 25.75 **Carton Wt:** 43 **UPS Wt:** 43 **COM:** 1 yd.

Carton: 31L x 22W x 11H **Cube:** 4.34

Options: CG50, SW70 **Features:** 1, 4, 7, 8, 9 **Control:** 2-to-1 Synchro Tilt

Notes:

Has achieved GREENGUARD Certification



Fabric/Frame	Updated List Price
R2 SpaceGrid Back	
A	580.00
B	610.00
C	642.00
R	695.00



★ **529-E3R2N1F2** R2 SpaceGrid Back Chair with Memory Foam Bonded Leather Seat, Height Adjustable Flip Arms, Adjustable Lumbar and Nylon Base

Overall Size: 27.5W x 25.5D x 43H

Seat: 20.75W x 19.5 x 4T **Back:** 22.25W x 28H **Seat Range:** 17.75-22

Arms to Floor: 25.75 **Carton Wt:** 43 **UPS Wt:** 43 **COM:** N/A

Carton: 31L x 22W x 11H **Cube:** 4.34

Options: CG50, SW70 **Features:** 1, 4, 7, 8, 9 **Control:** 2-to-1 Synchro Tilt

Notes: Has achieved GREENGUARD Certification

Fabric/Frame	Updated List Price
R2 SpaceGrid Back and Black Bonded Leather Seat	550.00



★ **529-R22N1F2** R2 SpaceGrid Seat and Back Chair with Height Adjustable Flip Arms, Adjustable Lumbar and Nylon Base

Overall Size: 27.5W x 25.5D x 43H

Seat: 20.75W x 19.5 x 4T **Back:** 22.25W x 28H **Seat Range:** 17.75-22

Arms to Floor: 25.5 **Carton Wt:** 43 **UPS Wt:** 43 **COM:** N/A

Carton: 31L x 22W x 11H **Cube:** 4.34

Options: CG50, SW70 **Features:** 1, 4, 7, 8, 9 **Control:** 2-to-1 Synchro Tilt

Notes:

Has achieved GREENGUARD Certification

Fabric	Updated List Price
R2 SpaceGrid Back and Seat	595.00



★ **529-3R2V30** Deluxe R2 SpaceGrid Back Visitor's Chair with Mesh Seat, Adjustable Lumbar, Fixed Arms and Sled Base

Overall Size: 25.5W x 23.25D x 39.5H

Seat: 20.5W x 19D x 4T **Back:** 22.5W x 27.5H **Seat Range:** 19 Fixed


Arms to Floor: 25.75 **Carton Wt:** 36 **UPS Wt:** 54 **COM:** 1 yd.

Carton: 30L x 23W x 16H **Cube:** 6.17 **Options:** N/A

Features: N/A **Control:** N/A

Notes: Available in Fun Colors - see page 26.

Has achieved GREENGUARD Certification

Fabric	Updated List Price
R2 SpaceGrid Back and Black Mesh Seat	450.00
 (Seat only)	470.00

529, 818 and 818A Series



★ **529-E3R2V30** Deluxe R2 SpaceGrid Back Visitor's Chair with Bonded Leather Seat, Adjustable Lumbar, Fixed Arms and Sled Base and Fixed Arms
Overall Size: 25.5W x 23.25D x 39.5H
Seat: 20.5W x 19D x 4T **Back:** 22.5W x 27.5H **Seat Range:** 19 Fixed
Arms to Floor: 25.75 **Carton Wt:** 36 **UPS Wt:** 54 **COM:** N/A
Carton: 30L x 23W x 16H **Cube:** 6.17 **Options:** N/A
Features: N/A **Control:** N/A
Notes:
 Has achieved GREENGUARD Certification

Fabric	Updated List Price
R2 SpaceGrid Back and Black Bonded Leather Seat	470.00

818 and 818A Series



★ **818-11G9C18P** Breathable Mesh Back and Seat Executive Chair with Adjustable Arms and Lumbar, Seat Slider and Gunmetal Finish Angled Base
Overall Size: 27.75W x 28.5D x 44H
Seat: 21.5W x 19.5D **Back:** 19.75W x 23H **Seat Range:** 17.75-20.25
Arms to Floor: 25.5 **Carton Wt:** 52 **UPS Wt:** 57 **COM:** N/A
Carton: 32L x 26W x 14H **Cube:** 6.74 **Options:** HRX818, A7U Arms, SW392
Features: 1, 3, 4, 7, 8, 9, 15 **Control:** Deluxe 2-to-1 w/Seat Slider
Notes: To Order with A7U Arms use Model# **818-11G9C1A7U**
 Has achieved GREENGUARD Certification **Seat Slider**

Fabric	List Price
Black Breathable Mesh Seat and Back	995.00
300 lbs.	



★ **818-31G9C18P** Breathable Mesh Back and Black Mesh Seat Executive Chair with Adjustable Arms and Lumbar, Seat Slider and Gunmetal Finish Angled Base
Overall Size: 27.75W x 28.5D x 44H
Seat: 20W x 19D x 3T **Back:** 19.75W x 23H **Seat Range:** 17.75-20.25
Arms to Floor: 25.5 **Carton Wt:** 52 **UPS Wt:** 57 **COM:** N/A
Carton: 32L x 26W x 14H **Cube:** 6.74 **Options:** HRX818, HRM818, A7U Arm, SW392
Features: 1, 3, 4, 7, 8, 9, 15 **Control:** Deluxe 2-to-1 w/Seat Slider
Notes: To Order with A7U Arms use Model# **818-31G9C1A7U**
 Has achieved GREENGUARD Certification **Seat Slider**

Fabric	List Price
Black Breathable Mesh Back and Black Mesh Seat	875.00
300 lbs.	



★ **818-41G9C18P** Breathable Mesh Back and Black Leather Seat Executive Chair with Adjustable Arms and Lumbar, Seat Slider and Gunmetal Finish Angled Base
Overall Size: 27.75W x 28.5D x 44H
Seat: 20W x 19D x 3T **Back:** 19.75W x 23H **Seat Range:** 17.75-20.25
Arms to Floor: 25.5 **Carton Wt:** 52 **UPS Wt:** 57 **COM:** N/A
Carton: 32L x 26W x 14H **Cube:** 6.74 **Options:** HRX818, HRL818, A7U Arm, SW392
Features: 1, 3, 4, 7, 8, 9, 15 **Control:** Deluxe 2-to-1 w/Seat Slider
Notes: To Order with A7U Arms use Model# **818-41G9C1A7U**
 Has achieved GREENGUARD Certification **Seat Slider**

Fabric	List Price
Black Breathable Mesh Back and Black Top Grain Genuine Leather Seat	950.00
300 lbs.	



818A-11P9C1A8 Breathable Mesh Seat and Back Executive Chair with Adjustable Arms & Lumbar, Seat Slider and Polished Aluminum Finish Base
Overall Size: 28W x 28.5D x 44H
Seat: 20W x 19D **Back:** 19.75W x 23H **Seat Range:** 17.75-20.25
Arms to Floor: 25.5 **Carton Wt:** 55 **UPS Wt:** 57 **COM:** N/A
Carton: 32L x 26W x 14H **Cube:** 6.74 **Options:** HRX818, A7U Arm, SW392
Features: 1, 3, 4, 7, 8, 9, 15 **Control:** Deluxe 2-to-1 w/Seat Slider
Notes: To Order with A7U Arms use Model# **818A-11P9C1A7U**
 Has achieved GREENGUARD Certification **Seat Slider**

Fabric	List Price
Black Breathable Mesh Seat and Back	995.00
300 lbs.	



818A-41P9C1A8 Breathable Mesh Back and Leather Seat Executive Chair with Adjustable Arms & Lumbar, Seat Slider and Polished Aluminum Finish Base
Overall Size: 28W x 28.5D x 44H
Seat: 20W x 19D x 3T **Back:** 19.75W x 23H **Seat Range:** 17.75-20.25
Arms to Floor: 25.5 **Carton Wt:** 55 **UPS Wt:** 57 **COM:** N/A
Carton: 32L x 26W x 14H **Cube:** 6.74 **Options:** HRX818, A7U Arm, SW392
Features: 1, 3, 4, 7, 8, 9, 15 **Control:** Deluxe 2-to-1 w/Seat Slider
Notes: To Order with A7U Arms use Model# **818A-41P9C1A7U**
 Has achieved GREENGUARD Certification **Seat Slider**

Fabric	List Price
Black Breathable Mesh Back and Black Top Grain Genuine Leather Seat	995.00
300 lbs.	



829-R2C728P Charcoal DuraFlex with Flow Through Technology® Back with Custom Fabric Seat, Molded Foam, Adjustable Arms, Adjustable Lumbar and Gunmetal Finish Coated Base

Overall Size: 26.75W x 24.25D x 45.25H

Seat: 20.5W x 19.75D x 3.5T **Back:** 20.5W x 23H **Seat Range:** 18.75-23

Arms to Floor: 25.75 **Carton Wt:** 49 **UPS Wt:** 55 **COM:** .75 yd.

Carton: 32L x 27W x 13H **Cube:** 6.50 **Options:** A7U Arms, CG50, SW70

Features: 1, 4, 9, 14 **Control:** Self Adjusting 4-to-1 Synchro Tilt

Notes: To Order with A7U Arms use Model# **829-R2C72A7U**

Has achieved GREENGUARD Certification

300 lbs.



Fabric	List Price
Charcoal DuraFlex with Flow Through Technology® Back and Custom Fabric Seat	
A	700.00
B	725.00
C	750.00
R	800.00



829-3R1C728P White DuraFlex with Flow Through Technology® Back with Black Mesh Seat, Molded Foam, Adjustable Arms, Adjustable Lumbar and Gunmetal Finish Coated Base

Overall Size: 27.5W x 24.25D x 45.25H

Seat: 21.25W x 20D x 3.5T **Back:** 20.5W x 23H **Seat Range:** 18.5-22.75

Arms to Floor: 25.75 **Carton Wt:** 49 **UPS Wt:** 49 **COM:** N/A

Carton: 31L x 26W x 12H **Cube:** 5.59 **Options:** A7U Arms, CG50, SW70

Features: 1, 4, 9, 14 **Control:** Self Adjusting 4-to-1 Synchro Tilt

Notes: To Order with A7U Arms use Model# **829-3R1C72A7U**

Has achieved GREENGUARD Certification

Fabric	List Price
White DuraFlex with Flow Through Technology® Back and Black Mesh Seat	675.00
300 lbs.	



● **829-R22C728P** Charcoal DuraFlex with Flow Through Technology® Seat and Back with Adjustable Arms, Adjustable Lumbar and Gunmetal Finish Coated Base

Overall Size: 27.5W x 24.25D x 45.25H

Seat: 21.25W x 20D **Back:** 20.5W x 23H **Seat Range:** 18.5-22.75

Arms to Floor: 25.75 **Carton Wt:** 49 **UPS Wt:** 49 **COM:** N/A

Carton: 31L x 26W x 12H **Cube:** 5.59 **Options:** A7U Arms, CG50, SW70

Features: 1, 4, 9, 14 **Control:** Self Adjusting 4-to-1 Synchro Tilt

Notes: To Order with A7U Arms use Model# **829-R22C72A7U**

Has achieved GREENGUARD Certification

Fabric	List Price
Charcoal DuraFlex with Flow Through Technology® Seat and Back	750.00
300 lbs.	



829-R11C628P White DuraFlex with Flow Through Technology® Seat and Back with Adjustable Arms, Adjustable Lumbar and Platinum Finish Coated Base

Overall Size: 27.5W x 24.25D x 45.25H

Seat: 21.25W x 20D **Back:** 20.5W x 23H **Seat Range:** 18.5-22.75

Arms to Floor: 25.75 **Carton Wt:** 49 **UPS Wt:** 49 **COM:** N/A

Carton: 31L x 26W x 12H **Cube:** 5.59 **Options:** A7U Arms, CG50, SW70

Features: 1, 4, 9, 14 **Control:** Self Adjusting 4-to-1 Synchro Tilt

Notes: To Order with A7U Arms use Model# **829-R11C82A7U**

Has achieved GREENGUARD Certification

Fabric	List Price
White DuraFlex with Flow Through Technology® Seat and Back	750.00
300 lbs.	



★ **839-11B35WA** Breathable Mesh Back and Seat with 2-Way Adjustable Arms, Adjustable Lumbar, Deluxe Control, Anti Kick Back and Black Finish Base

Overall Size: 28.5W x 24D x 41.5H

Seat: 21.5W x 20D **Back:** 22.5W x 22.75H **Seat Range:** 17-19.75

Arms to Floor: 23.25 **Carton Wt:** 52 **UPS Wt:** 52 **COM:** N/A

Carton: 31L x 26W x 13H **Cube:** 6.06 **Options:** CG50, SW70

Features: 1, 4, 9, 14 **Control:** Deluxe 2-to-1 Control

Notes:

Has achieved GREENGUARD Certification

Big & Tall 400 lbs.

Fabric	List Price
Breathable Mesh Seat and Back	975.00



9370-55NC17U Leather Executive Chair with Soft PU Padded Adjustable Arms, Layered Seat and Back, Seat Slider and Nylon Base

Overall Size: 26.75W x 27.5D x 45.75H

Seat: 20.5W x 19.5D x 3T **Back:** 21.25W x 33H x 3T **Seat Range:** 16-19.5

Arms to Floor: 26 **Carton Wt:** 56 **UPS Wt:** 58 **COM:** N/A

Carton: 35L x 26W x 13H **Cube:** 6.85 **Options:** CG50, SW70

Features: 1, 3, 4, 7, 8, 9, 15 **Control:** Deluxe 2-to-1 with Seat Slider

Notes:

Has achieved GREENGUARD Certification

Seat Slider

Fabric	List Price
Leather Top Grain	850.00



★ **A15 Adjustable Arms**
Carton Wt: 8 **Cube:** 0.88
Designed For: 13-37N20D, 13-M22N20D, 13-37N30D, 13-7N20D, 13-77N20D & 13-37P500D only
 Has achieved GREENGUARD Certification
List: 85.00



★ **A7U Adjustable Soft Padded Arms**
Carton Wt: 7 **Cube:** 0.88
Designed For: Most 818, 818A and 829 Models only (see below for details)
List: 90.00



★ **A27WA Adjustable Arms**
Carton Wt: 9 **Cube:** 0.96
Designed For: 15-37A720D only
Note: Height and Width Adjustable, Big & Tall Drafting Chair
List: 98.00



★ **HRM003 Headrest**
Overall Size: 15.25W x 8D x 13.5H
Pad: 15.25W x 8.75H **Height Adjustment:** 4
Carton Wt: 5 **Cube:** 0.83
Designed For: 5540 only
 Has achieved GREENGUARD Certification
List: 95.00



★ **CG50 Floor Glides (set of 5)**
Carton Wt: 2 **Cube:** 0.2
Designed For: Most Work Smart Chairs & Space Drafting Chairs - See Individual Chair Options
 Has achieved GREENGUARD Certification
List: 25.00 (set of 5)



★ **SW392 Soft Wheel Caster (set of 5)**
Carton Wt: 2 **Cube:** 0.2
Designed For: Angled Base Chairs See Individual Chair Options
 Has achieved GREENGUARD Certification
List: 30.00 (set of 5)



★ **HRM818 Mesh Headrest**
Overall Size: 12.5W x 12.25H x 6.5D
Pad: 12.5W x 7H **Height Adjustment:** 2.5
Carton Wt: 7 **Cube:** 0.63
Designed For: 818 Series only
 Has achieved GREENGUARD Certification
List: 85.00



★ **HRL818 Leather Headrest**
Overall Size: 12.5W x 12.25H x 6.5D
Pad: 12.5W x 7H **Height Adjustment:** 2.5
Carton Wt: 7 **Cube:** 0.63
Designed For: 818 Series only
 Has achieved GREENGUARD Certification
List: 100.00



★ **HRX818 Breathable Mesh Headrest**
Overall Size: 12.5W x 12.25H x 6.5D
Pad: 12.5W x 6H **Height Adjustment:** 2.5
Carton Wt: 7 **Cube:** 0.62
Designed For: 818 Series only
 Has achieved GREENGUARD Certification
List: 100.00



★ **EHL006 Bonded Leather Headrest**
Overall Size: 15W x 9H x 6.5D
Pad: 15W x 9H **Height Adjustment:** 3
Carton Wt: 4 **Cube:** 0.63
Designed For: 327-E36C61F6 & 327-66C61F6 and 36806
 Has achieved GREENGUARD Certification
List: 90.00



★ **SW70 Soft Wheel Caster (set of 5)**
Carton Wt: 2 **Cube:** 0.2
Designed For: Most Work Smart Chairs & Space Chairs - See Individual Chair Options
 Has achieved GREENGUARD Certification
List: 30.00 (set of 5)

New Optional A7U Soft Padded Arm

Now Available on Most 818, 818A and 829 Models. The new A7U arm fits the following models.

818-11G9C18P

818-41G9C18P

818A-41P9C1A8

829-R2C728P

818-31G9C18P

818A-11P9C1A8


829-3R1C728P

829-R22C728P

Example: 818-11G9C18P changes to 818-11G9C1A7U

829-R11C628P

Air Grid®



Dark Air Grid®



Light Air Grid®



Latte Air Grid®




Shadow Air Grid®

DuraFlex with Flow Thru Technology™



Charcoal DuraFlex®




White DuraFlex®




DuraGrid®




R2 SpaceGrid™



White Breathable Mesh



Black Breathable Mesh



Charcoal Breathable Mesh



CHX Dark Breathable Mesh

Breathable Mesh



Shadow



Charcoal



Kiwi



Blue Mist



Latte

VeraFlex®



Shadow



Raven



Kiwi



Blue Mist



Latte

Color Mesh



Ice



Raven



Kiwi



Blue Mist



Latte



Fog



Tang



Cosmo

SpaceFlex® Backs



-5811 Steel



-5812 Rouge



-5819 Violet



-5877 Sky



-5879 Olive



-5881 Jade



-3M Black



-6 Green



-7 Blue



-9 Red



-261 Pink



-512 Purple



0 = T fixed arms



3 = 2-way adjustable arms: height and width



4 = 4-way adjustable arms: height, width, forward, reverse & lateral arm pad



5 = height adjustable arms



5R = platinum coated, height adjustable arms



7 = height adjustable arms



C8/8 = platinum coated, cantilever fixed arms



WA = 2-way adjustable arms: height and width



A8 = chrome accent, height adjustable arms



8P = black finish, height adjustable



C3 = polished aluminum, cantilever fixed arms



WP = height adjustable PP arms



P3 = black finish, cantilever fixed arms



A7U = height adjustable



A27WA = 2-way adjustable arms: height and width (15 draft chair only)



R5 = platinum coated, padded flip arms



WV = padded height adjustable arms (819-vinyl)



F2 = height adjustable flip arms



F3 = 4-way adjustable flip arms: height, width, forward, reverse & lateral arm pad



F6 = platinum coated, 4-way adjustable flip arms: height, width, forward, reverse & lateral arm pad



F7 = 4-way adjustable flip arms: height, width, forward, reverse & lateral arm pad



06 = height adjustable arms



F2W = height adjustable flip arms



A15 = height adjustable arms

New 4-Way Adjustable Arms

213-37N2F3D
213-38N1F3
213-88N1F3
213-E37P91F3



Flip back

32-E3371F3
32-E3371F3HL
327-E36C61F6
327-66C61F6



Height adjustable

317-ME3R2C6K6
317-R22C6KF6
317-ME3R2C7KF7
317-R22C7KF7

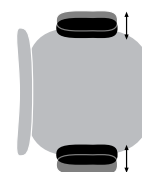


Arm pad forward

317-ME36C61F6
317-66C61F6



Arm pad backward



Arm pad side



Shown:
SF8471 and SF8472
in Custom Fabric Colors

*Arms beautifully wrapped in Grade A Dillon -R103 Stratus
with seat and back covered in Grade B City Park -K106 Birch fabric.*




A grade fabric

Dillon (antimicrobial PVC Free Polyurethane)

Custom Upholstery Options



-R100 | Lipstick



-R101 | Snow



-R102 | Java



-R103 | Stratus



-R104 | Buff



-R105 | Blue



-R106 | Sage



-R107 | Black

*PAC Collection recommended fabric option



PAC Collection beautifully wrapped in Grade A Dillon -R105 Blue (Antimicrobial)



Shown in: Dillon Blue -R105

★ **PAC51** Custom Fabric Pacific Arm Chair with Chrome Finish Legs

Overall Size: 32W x 31D x 29.5H
Seat: 23W x 20.5D
Back: 23.5W x 12H **Seat Height:** 18
Carton Wt: 67 **UPS Wt:** 110 **COM:** 6 yds.
Carton: 30L x 30W x 25H **Cube:** 13.02

Notes: UPSable, Oversized Package. ★ -V18 Black & -R105 Dillon Blue.
For stock fabrics, please see page 142.



Fabric	List Price
Chrome Finish	
Custom Fabric	
A	500.00
B	550.00
C	595.00
R	695.00

New Colors



Shown in: Dillon Blue -R105

★ **PAC52** Custom Fabric Pacific Loveseat Chair with Chrome Finish Legs

Overall Size: 51.5W x 31D x 29.5H
Seat: 42W x 20.5D
Back: 42.25W x 12H **Seat Height:** 18
Carton Wt: 92 **UPS Wt:** 150 **COM:** 10 yds.
Carton: 43L x 31W x 23H **Cube:** 17.74

Notes: UPSable, Oversized Package. ★ -V18 Black & -R105 Dillon Blue.
For stock fabrics, please see page 142.



Fabric	List Price
Chrome Finish	
Custom Fabric	
A	695.00
B	750.00
C	825.00
R	975.00

New Colors



Shown in: Dillon Blue -R105

★ **PAC53** Custom Fabric Pacific Sofa Chair with Chrome Finish Legs

Overall Size: 72.75W x 31.5D x 29.5H
Seat: 63W x 20.5D
Back: 63W x 12H **Seat Height:** 18
Carton Wt: 126 **UPS Wt:** No UPS **COM:** 14 yds.
Carton: 64L x 31W x 23H **Cube:** 25.65

Notes: Non-UPSable. ★ -V18 Black & -R105 Dillon Blue.
For stock fabrics, please see page 142.



Fabric	List Price
Chrome Finish	
Custom Fabric	
A	975.00
B	1050.00
C	1150.00
R	1350.00

New Colors

★ NJ In Stock



ATL Collection in -V18 Black with SLVN12-PTWA Coffee Table



Shown in: Dillon Black -R107

★ **ATL51** Custom Fabric Atlantic Arm Chair with a Single UL Approved AC and USB 3.0 Charging Station, Chrome Finish Legs.

Overall Size: 32W x 31D x 29.5H

Seat: 23W x 20.5D

Back: 23.5W x 12H **Seat Height:** 18

Carton Wt: 67 **UPS Wt:** 110 **COM:** 6 yds.

Carton: 30L x 30W x 25H **Cube:** 13.02

Notes: UPSable, Oversized Package. **Single Power Unit.** UL Certified.

★ -R107 Black & -R105 Dillon Blue.

For stock fabrics, please see page 142.

NEW



Fabric	List Price
Chrome Finish	
Custom Fabric	
A	600.00
B	650.00
C	695.00
R	795.00



Shown in: Dillon Black -R107

★ **ATL52** Custom Fabric Atlantic Loveseat with Dual UL Approved AC and USB 3.0 Charging Station, Chrome Finish Legs.

Overall Size: 51.5W x 31D x 29.5H

Seat: 42W x 20.5D

Back: 42.25W x 12H **Seat Height:** 18

Carton Wt: 92 **UPS Wt:** 150 **COM:** 9 yds.

Carton: 43L x 31W x 23H **Cube:** 17.74

Notes: UPSable, Oversized Package. **Dual Power Unit.** UL Certified.

★ -R107 Black & -R105 Dillon Blue.

For stock fabrics, please see page 142.

NEW



Fabric	List Price
Chrome Finish	
Custom Fabric	
A	850.00
B	905.00
C	980.00
R	1030.00



Shown in: Dillon Black -R107

★ **ATL53** Custom Fabric Atlantic Sofa Chair with Dual UL Approved AC and USB 3.0 Charging Station, Chrome Finish Legs

Overall Size: 72.75W x 31.5D x 29.5H

Seat: 63W x 20.5D

Back: 63W x 12H **Seat Height:** 18

Carton Wt: 126 **UPS Wt:** No UPS **COM:** 14 yds.

Carton: 64L x 31W x 23H **Cube:** 25.65

Notes: Non-UPSable. **Dual Power Unit.** UL Certified.

★ -R107 Black & -R105 Dillon Blue.

For stock fabrics, please see page 142.

NEW



Fabric	List Price
Chrome Finish	
Custom Fabric	
A	1195.00
B	1270.00
C	1370.00
R	1570.00

★ NJ In Stock



-R103 (arms) and -K101 (seat/back)

MST51 Custom Fabric Main Street Chair with Espresso Finish Wood Accents

Overall Size: 30W x 29.5D x 32H
Seat: 23.75W x 23D **Back:** 24.5W x 17H **Seat Height:** 18 **Arms to Floor:** 25.25
COM: Total: 5 yds **Seat & Back Only:** 3 yds **Arms Only:** 1.75 yds
Carton Wt: 54 **UPS Wt:** 89 **Carton:** 29L x 25W x 25H **Cube:** 10.49
Options: N/A **Features:** N/A **Control:** N/A
Notes: Rated for 265 lbs. of distributed weight

New Colors

Fabric	List Price
Espresso Finish with 2-Tone Custom Grade B Fabric Options	725.00
A	650.00
B	725.00
C	825.00
R	925.00



-R103 (arms) and -K100 (seat/back)

MST52 Custom Fabric Main Street Loveseat with Espresso Finish Wood Accents

Overall Size: 49.25W x 29.5D x 32H
Seat: 43.5W x 22.5D **Back:** 44.5W x 17H **Seat Height:** 18 **Arms to Floor:** 25.25
COM: Total: 6 yds **Seat & Back Only:** 4 yds **Arms Only:** 1.75 yds
Carton Wt: 79 **UPS Wt:** 150 **Carton:** 46L x 29W x 23H **Cube:** 17.77
Options: N/A **Features:** N/A **Control:** N/A
Notes: Rated for 529 lbs. of distributed weight

New Colors

Fabric	List Price
Espresso Finish with 2-Tone Custom Grade B Fabric Options	1025.00
A	900.00
B	1025.00
C	1150.00
R	1325.00



-R103 (arms) and -K100 (seat/back)

MST53 Custom Fabric Main Street Sofa with Espresso Finish Wood Accents

Overall Size: 75W x 30.5D x 32.5H
Seat: 69W x 21.5D **Back:** 69W x 27H **Seat Height:** 18.25 **Arms to Floor:** 26
COM: Total: 7.5 yds **Seat & Back Only:** 5.25 yds **Arms Only:** 1.75 yds
Carton Wt: 126 **UPS Wt:** No UPS **Carton:** 70L x 29W x 23H **Cube:** 27
Options: N/A **Features:** N/A **Control:** N/A
Notes: Rated for 650 lbs. of distributed weight

NEW

Fabric	List Price
Espresso Finish with 2-Tone Custom Grade B Fabric Options	1675.00
A	1525.00
B	1795.00
C	1975.00
R	2195.00

B grade fabric Dillon/Fine Tune & City Park **2-Tone Custom Upholstery Options**

 -R103 Stratus -R107 Black	 -K100 Luna -K101 Onyx	 -R102 Java -K107 Domino -K104 Cocoa	 -R104 Buff -K110 Walnut -K108 Steely -K106 Birch
--------------------------------------	----------------------------------	---	---

*MST51, MST52 and MST53 recommended fabric options. Not applicable on MST55.



Main Street Collection beautifully wrapped in Grade A Dillon -R103 Stratus with seat and back covered in Grade B Fine Tune -K102 Ash fabric



Shown in: Valor Indigo -21R486

SF8471 Custom Fabric Club Chair with Cherry Finish Legs.

Shipped Assembled with Legs Unmounted

Overall Size: 32W x 33.5D x 30.75H

Seat: 22W x 20D

Back: 22W x 16H **Seat Height:** 17.5

Carton Wt: 62 **UPS Wt:** No UPS **COM:** 6 yds

Carton: 34L x 33W x 30H **Cube:** 19.47

Notes: Rated for 300 lbs. of distributed weight

ANSI/BIFMA Tested

Fabric	List Price
Cherry Finish	
Custom Fabric	
A	730.00
B	770.00
C	825.00
R	915.00



Shown in: Valor Indigo -21R486

SF8472 Custom Fabric Loveseat with Cherry Finish Legs.

Shipped Assembled with Legs Unmounted

Overall Size: 58W x 33.5D x 30.75H

Seat: 48W x 20D

Back: 48W x 16H **Seat Height:** 17.5

Carton Wt: 91 **UPS Wt:** No UPS **COM:** 9 yds

Carton: 59L x 34W x 30H **Cube:** 34.82

Notes: Rated for 500 lbs. of distributed weight

ANSI/BIFMA Tested

Fabric	List Price
Cherry Finish	
Custom Fabric	
A	1100.00
B	1160.00
C	1250.00
R	1385.00



Shown in: Valor Indigo -21R486

SF8473 Custom Fabric Sofa with Cherry Finish Legs.

Shipped Assembled with Legs Unmounted

Overall Size: 74.5W x 33.5D x 30.75H

Seat: 64W x 20D

Back: 64W x 16H **Seat Height:** 17.5

Carton Wt: 111 **UPS Wt:** No UPS **COM:** 12 yds

Carton: 79L x 34W x 30H **Cube:** 46.63

Notes: Rated for 675 lbs. of distributed weight

ANSI/BIFMA Tested

Fabric	List Price
Cherry Finish	
Custom Fabric	
A	1385.00
B	1450.00
C	1565.00
R	1750.00



MUP51 Meetup Lounge Module with Chrome Legs and Ganging Hardware

Overall Size: 43W x 38D x 17H

Seat: 43W x 37.75D

Seat Height: 17

Carton Wt: 50 **UPS Wt:** 67 **COM:** 1.3 yds


Carton: 44L x 39W x 8H **Cube:** 7.9

Notes: Rated for 750 lbs. of distributed weight.

UPSable, Oversized Package. ● -R107 Dillon Black

NEW

Fabric	List Price
Chrome Finish with Dillon Black (-R107)	495.00
Dillon Snow (-R101)	
A	525.00
B	550.00
C	590.00
R	650.00



Shown: MUP51-R107

Three Meetup Modules
Overall Dimensions: 108W x 57D

CF CUSTOM FABRIC PROGRAM



Shown in -R101 Dillon Snow



Two Meetup Modules
Overall Dimensions: 76W x 43D



Shown in: Black Faux Leather -U6

★ **SL1571** Faux Leather Club Chair with Cherry Finish Legs.
Shipped Assembled with Legs Unmounted

Overall Size: 33W x 30D x 31H
Seat: 21W x 21.5D
Back: 33W x 25H **Seat Height:** 18.75
Carton Wt: 67 **UPS Wt:** No UPS **COM:** N/A
Carton: 35L x 31W x 26H **Cube:** 16.32
Notes: Rated for 300 lbs. of distributed weight.

**now in
faux
leather**

Fabric	List Price
Cherry Finish with -U6 Black -U21 Taupe	595.00



Shown in: Taupe Faux Leather -U21

★ **SL1572** Faux Leather Loveseat with Cherry Finish Legs.
Shipped Assembled with Legs Unmounted

Overall Size: 55W x 30D x 31H
Seat: 41W x 21.5D
Back: 53W x 25H **Seat Height:** 18.75
Carton Wt: 90 **UPS Wt:** No UPS **COM:** N/A
Carton: 56L x 31W x 26H **Cube:** 26.12
Notes: Rated for 500 lbs. of distributed weight

**now in
faux
leather**

Fabric	List Price
Cherry Finish with -U6 Black -U21 Taupe	795.00



Shown in: Black Faux Leather -U6

★ **SL1573** Faux Leather Sofa with Cherry Finish Legs.
Shipped Assembled with Legs Unmounted

Overall Size: 74.5W x 30D x 31H
Seat: 60.8W x 21.3D
Back: 73.25W x 25H **Seat Height:** 18.75
Carton Wt: 112 **UPS Wt:** No UPS **COM:** N/A
Carton: 76L x 31W x 26H **Cube:** 35.44
Notes: Rated for 675 lbs. of distributed weight

**now in
faux
leather**

Fabric	List Price
Cherry Finish with -U6 Black -U21 Taupe	1050.00



★ **SL2271** Bonded Leather **BREEZE** Club Chair with Cherry Finish Legs.
Shipped Semi K/D

Overall Size: 32W x 29.5D x 32H
Seat: 20.5W x 20D
Back: 21.5W x 17H **Seat Height:** 17.75
Carton Wt: 58 **UPS Wt:** No UPS **COM:** N/A
Carton: 35L x 30W x 21H **Cube:** 12.76
Notes: Rated for 300 lbs. of distributed weight
● -EC3 Black

Fabric	List Price
Cherry Finish with EC3 Black EC6 Wine or EC9 Mocha Bonded Leather	730.00



★ **SL2272** Bonded Leather **BREEZE** Loveseat with Cherry Finish Legs.
Shipped Semi K/D

Overall Size: 52.5W x 29.5D x 32H
Seat: 40.5W x 20D
Back: 41W x 17H **Seat Height:** 17.75
Carton Wt: 80 **UPS Wt:** No UPS **COM:** N/A
Carton: 54L x 30W x 21H **Cube:** 19.68
Notes: Rated for 500 lbs. of distributed weight
● -EC3 Black

Fabric	List Price
Cherry Finish with EC3 Black EC6 Wine or EC9 Mocha Bonded Leather	985.00



★ **SL2273** Bonded Leather **BREEZE** Sofa with Cherry Finish Legs.
Shipped Semi K/D

Overall Size: 72W x 29.5D x 32H
Seat: 60W x 20D
Back: 60.5W x 17H **Seat Height:** 17.75
Carton Wt: 105 **UPS Wt:** No UPS **COM:** N/A
Carton: 74L x 30W x 21H **Cube:** 26.97
Notes: Rated for 675 lbs. of distributed weight
● -EC3 Black

Fabric	List Price
Cherry Finish with EC3 Black EC6 Wine or EC9 Mocha Bonded Leather	1395.00



★ **SL2371EC9** Mocha Bonded Leather **EMBRACE** Club Chair with Cherry Finish Legs. Shipped Assembled
Overall Size: 31.5W x 29.5D x 31.5H
Seat: 20.75W x 20.25D
Back: 23.5W x 16.5H **Seat Height:** 17.75
Carton Wt: 58 **UPS Wt:** No UPS **COM:** N/A
Carton: 33L x 33W x 30H **Cube:** 18.90
Notes: Rated for 300 lbs. of distributed weight

Fabric	List Price
Cherry Finish with EC9 Mocha Bonded Leather	725.00



★ **SL2372EC9** Mocha Bonded Leather **EMBRACE** Loveseat with Cherry Finish Legs. Shipped Assembled
Overall Size: 51.25W x 29.5D x 31.5H
Seat: 40.25W x 20.25D
Back: 43.5W x 16.5H **Seat Height:** 17.75
Carton Wt: 80 **UPS Wt:** No UPS **COM:** N/A
Carton: 52L x 33W x 30H **Cube:** 29.79
Notes: Rated for 500 lbs. of distributed weight

Fabric	List Price
Cherry Finish with EC9 Mocha Bonded Leather	1025.00



★ **SL2373EC9** Mocha Bonded Leather **EMBRACE** Sofa with Cherry Finish Legs. Shipped Assembled
Overall Size: 70.75W x 29.5D x 31.5H
Seat: 60W x 20.25D
Back: 63.5W x 16.5H **Seat Height:** 17.75
Carton Wt: 98 **UPS Wt:** No UPS **COM:** N/A
Carton: 72L x 33W x 30H **Cube:** 41.25
Notes: Rated for 675 lbs. of distributed weight

Fabric	List Price
Cherry Finish with EC9 Mocha Bonded Leather	1325.00



★ **SL2571U1** Espresso Faux Leather **PILLAR** Club Chair with Cherry Finish Legs. Shipped Assembled with Legs Unmounted
Overall Size: 33W x 31.25D x 33H
Seat: 19.5W x 20.75D
Back: 29.75W x 18.75H **Seat Height:** 19.25
Carton Wt: 72 **UPS Wt:** No UPS **COM:** N/A
Carton: 34L x 33W x 30H **Cube:** 19.47
Notes: Rated for 300 lbs. of distributed weight

Fabric	List Price
Cherry Finish with U1 Espresso Faux Leather	740.00



★ **SL2572U1** Espresso Faux Leather **PILLAR** Loveseat with Cherry Finish Legs. Shipped Assembled with Legs Unmounted
Overall Size: 56.5W x 31.25D x 33H
Seat: 42W x 20.75D
Back: 52.25W x 18.75H **Seat Height:** 19.25
Carton Wt: 97 **UPS Wt:** No UPS **COM:** N/A
Carton: 57L x 33W x 30H **Cube:** 32.65
Notes: Rated for 500 lbs. of distributed weight

Fabric	List Price
Cherry Finish with U1 Espresso Faux Leather	1095.00



★ **SL2573U1** Espresso Faux Leather **PILLAR** Sofa with Cherry Finish Legs. Shipped Assembled with Legs Unmounted
Overall Size: 72W x 31.25D x 33H
Seat: 59.5W x 20.75D
Back: 70.25W x 18.75H **Seat Height:** 19.25
Carton Wt: 119 **UPS Wt:** No UPS **COM:** N/A
Carton: 75L x 33W x 30H **Cube:** 42.96
Notes: Rated for 675 lbs. of distributed weight

Fabric	List Price
Cherry Finish with U1 Espresso Faux Leather	1350.00



★ **SL2811** Espresso or Black Bonded Leather Club Chair with Espresso Finish
 Legs. Shipped K/D
Overall Size: 33W x 31.25D x 33H
Seat: 23.25W x 19.5D
Back: 23.25W x 16H **Seat Height:** 18
Carton Wt: 49 **UPS Wt:** No UPS **COM:** N/A
Carton: 37L x 25W x 25H **Cube:** 13.38
Notes: Rated for 300 lbs. of distributed weight
 ● -EC1 Espresso

Fabric	List Price
Espresso Finish with EC1 Espresso or EC3 Black Bonded Leather	595.00



★ **SL2812** Espresso or Black Bonded Leather Loveseat with Espresso Finish
 Legs. Shipped K/D
Overall Size: 56.5W x 31.25D x 33H
Seat: 46.75W x 19.5D
Back: 46.75W x 16H **Seat Height:** 18
Carton Wt: 75 **UPS Wt:** No UPS **COM:** N/A
Carton: 48L x 33W x 25H **Cube:** 22.91
Notes: Rated for 500 lbs. of distributed weight
 ● -EC1 Espresso

Fabric	List Price
Espresso Finish with EC1 Espresso or EC3 Black Bonded Leather	875.00



★ **SL2813** Espresso or Black Bonded Leather Sofa with Espresso Finish Legs.
Shipped K/D
Overall Size: 72W x 31.25D x 33H
Seat: 62.25W x 19.5D
Back: 62.25W x 16H **Seat Height:** 18
Carton Wt: 95 **UPS Wt:** No UPS **COM:** N/A
Carton: 64L x 33W x 25H **Cube:** 30.55
Notes: Rated for 675 lbs. of distributed weight
 ● -EC1 Espresso

Fabric	List Price
Espresso Finish with EC1 Espresso or EC3 Black Bonded Leather	1195.00



shown in -EC3 Black

shown:
 SL2811, SL2812 and SL2813
 in -EC1 Espresso



★ **SL8471** Black **SL8871** Taupe Leather Club Chair with Cherry Finish
Shipped Assembled with Legs Unmounted

Overall Size: 32W x 33.5D x 30.75H
Seat: 22W x 20D
Back: 22W x 16H **Seat Height:** 17.25
Carton Wt: 62 **UPS Wt:** No UPS **COM:** 6 yds
Carton: 34L x 33W x 30H **Cube:** 19.47
Notes: Rated for 300 lbs. of distributed weight
ANSI/BIFMA Tested

Fabric	List Price
Cherry Finish SL8471 Black Leather SL8871 Taupe Leather	750.00



★ **SL8472** Black **SL8872** Taupe Leather Loveseat with Cherry Finish
Shipped Assembled with Legs Unmounted

Overall Size: 58W x 33.5D x 30.75H
Seat: 48W x 20D
Back: 48W x 16H **Seat Height:** 17.25
Carton Wt: 91 **UPS Wt:** No UPS **COM:** 9 yds
Carton: 60L x 34W x 30H **Cube:** 35.41
Notes: Rated for 500 lbs. of distributed weight
ANSI/BIFMA Tested

Fabric	List Price
Cherry Finish SL8472 Black Leather SL8872 Taupe Leather	1125.00



★ **SL8473** Black **SL8873** Taupe Leather Sofa with Cherry Finish
Shipped Assembled with Legs Unmounted

Overall Size: 74.5W x 33.5D x 30.75H
Seat: 64W x 20D
Back: 64W x 16H **Seat Height:** 17.25
Carton Wt: 111 **UPS Wt:** No UPS **COM:** 12 yds
Carton: 79L x 34W x 30H **Cube:** 46.63
Notes: Rated for 675 lbs. of distributed weight
ANSI/BIFMA Tested

Fabric	List Price
Cherry Finish SL8473 Black Leather SL8873 Taupe Leather	1425.00



★ **SL2911S-U6** Black Faux Leather Club Chair with Silver Finish Legs

Overall Size: 31.25W x 29.25D x 32H
Seat: 21.25W x 20.5D
Back: 30W x 13.75H **Seat Height:** 18.25
Carton Wt: 54 **UPS Wt:** 154.5 **COM:** N/A
Carton: 32L x 30W x 33H **Cube:** 18.3
Notes: Rated for 300 lbs. of distributed weight. Ships Assembled.
 UPSable, Oversized Package.

Fabric	List Price
-U6 Black Faux Leather	650.00



★ **SL2912S-U6** Black Faux Leather Loveseat with Silver Finish Legs

Overall Size: 51.5W x 29.25D x 32H
Seat: 41.5W x 20.5D
Back: 50W x 13.75H **Seat Height:** 18.25
Carton Wt: 74 **UPS Wt:** No UPS **COM:** N/A
Carton: 53L x 30W x 33H **Cube:** 30.36
Notes: Rated for 500 lbs. of distributed weight. Ships Assembled.

Fabric	List Price
-U6 Black Faux Leather	895.00



★ **SL2913S-U6** Black Faux Leather Sofa with Silver Finish Legs

Overall Size: 70.5W x 29.25D x 32H
Seat: 60.5W x 20.5D
Back: 70W x 13.75H **Seat Height:** 18.25
Carton Wt: 92 **UPS Wt:** No UPS **COM:** N/A
Carton: 72L x 30W x 33H **Cube:** 41.25
Notes: Rated for 675 lbs. of distributed weight. Ships Assembled.

Fabric	List Price
-U6 Black Faux Leather	1125.00



★ **519117HC-EC3** High Mesh Back and Bonded Leather Seat Manager's Chair with Padded Polished Aluminum Arms and Chrome Base

Overall Size: 24W x 23.5D x 43H
Seat: 20.5W x 20.5D x 3.5T **Back:** 19.25W x 25.5H **Seat Range:** 17.5-21.25
Arms to Floor: 25.5 **Carton Wt:** 42 **UPS Wt:** 54 **COM:** N/A
Carton: 28L x 26W x 15H **Cube:** 6.31
Options: SW392 **Features:** 1, 4, 7, 8, 9 **Control:** 2 to 1 Synchro Tilt
Notes: Bonded Leather Durability-Tested to 100K Double Rubs.

Fabric	List Price
-EC3 Black Bonded Leather	525.00



51911HC-EC3 High Mesh Back and Bonded Leather Seat Manager's Chair with Chrome Base

Overall Size: 24W x 23.5D x 43H
Seat: 20.5W x 20.5D x 3.5T **Back:** 19.25W x 25.5H **Seat Range:** 17.5-21.25
Arms to Floor: N/A **Carton Wt:** 42 **UPS Wt:** 54 **COM:** N/A
Carton: 28L x 26W x 15H **Cube:** 6.31
Options: SW392 **Features:** 1, 4, 7, 8, 9 **Control:** 2 to 1 Synchro Tilt
Notes: Bonded Leather Durability-Tested to 100K Double Rubs.

NEW

Fabric	List Price
-EC3 Black Bonded Leather	475.00



★ **519117MC-EC3** Mid Mesh Back and Bonded Leather Seat Manager's Chair with Padded Polished Aluminum Arms and Chrome Base

Overall Size: 23W x 23D x 38H
Seat: 20.5W x 20.5D x 3.5T **Back:** 19.5W x 20.5H **Seat Range:** 17.5-21.25
Arms to Floor: 25.5 **Carton Wt:** 40 **UPS Wt:** 40 **COM:** N/A
Carton: 24L x 24W x 12H **Cube:** 4.0
Options: SW392 **Features:** 1, 4, 7, 8, 9 **Control:** 2 to 1 Synchro Tilt
Notes: Bonded Leather Durability-Tested to 100K Double Rubs.

Fabric	List Price
-EC3 Black Bonded Leather	495.00



51911MC-EC3 Mid Mesh Back and Bonded Leather Seat Manager's Chair with Chrome Base

Overall Size: 20.25W x 23.75D x 34-37.5H
Seat: 20.25W x 20D x 3T **Back:** 19.5W x 17H **Seat Range:** 17.75-21.25
Arms to Floor: N/A **Carton Wt:** 40 **UPS Wt:** 40 **COM:** N/A
Carton: 24L x 24W x 12H **Cube:** 4.0
Options: SW392 **Features:** 1, 4, 7, 8, 9 **Control:** 2 to 1 Synchro Tilt
Notes: Bonded Leather Durability-Tested to 100K Double Rubs.

NEW

Fabric	List Price
-EC3 Black Bonded Leather	445.00



★ **518317HA-EC3** Black Bonded Leather Manager's Chair with Padded Polished Aluminum Arms and Base

Overall Size: 22.5W x 23.75D x 42.5H
Seat: 20.5W x 20.5D x 3.5T **Back:** 18.75W x 27.25H x 3T **Seat Range:** 18.5-22
Arms to Floor: 25.5 **Carton Wt:** 43 **UPS Wt:** 43 **COM:** N/A
Carton: 28L x 26W x 12H **Cube:** 5.05
Options: SW392 **Features:** 1, 4, 7, 8, 9 **Control:** 2 to 1 Synchro Tilt Control
Notes: Bonded Leather Durability-Tested to 100K Double Rubs.

Fabric	List Price
-EC3 Black Bonded Leather	540.00



51831HA-EC3 Black Bonded Leather Manager's Chair with Aluminum Base

Overall Size: 20.25W x 25D x 40-43.5H
Seat: 20W x 19.25D x 3T **Back:** 18.75W x 22.25H x 2.25T **Seat Range:** 18.5-22
Arms to Floor: N/A **Carton Wt:** 43 **UPS Wt:** 43 **COM:** N/A
Carton: 28L x 26W x 12H **Cube:** 5.05
Options: SW392 **Features:** 1, 4, 7, 8, 9 **Control:** 2 to 1 Synchro Tilt Control
Notes: Bonded Leather Durability-Tested to 100K Double Rubs.

NEW

Fabric	List Price
-EC3 Black Bonded Leather	490.00



★ **SW392 Soft Wheel Caster (set of 5)**

Carton Wt: 2 **Cube:** 0.2

Designed For: Angled Base Chairs
See Individual Chair Options

Has achieved **GREENGUARD** Certification

List: 30.00 (set of 5)



518317HA-EC3 with HZN25L



NAP91CHY/ESP/MAH/MPL Napa Guest Chair with Wood Back (1 pack)

Overall Size: 22.5W x 21.75D x 30.75H
Seat: 22W x 18D x 3T **Back:** 20W x 7.5H **Seat Range:** 19 Fixed
Arms to Floor: 25.5 **Carton Wt:** 31 **UPS Wt:** 31 **COM:** .75 yds
Carton: 33L x 24W x 8H **Cube:** 4.5 **Pack:** 1
Notes: Ships 1 per carton. Assembly Required.
Notes: KD Construction
 Napa Casegoods on Pages 69-74

Fabric	List Price
-3 Black	390.00
A	415.00
B	435.00
C	465.00
R	500.00

NAP91



CHY - Cherry
★



ESP - Espresso ★



MAH - Mahogany ★



MPL - Maple ★



NAP95CHY/ESP/MAH/MPL Napa Guest Chair with Upholstered Back (1 pack)

Overall Size: 22.5W x 22D x 31H
Seat: 22W x 18.5D x 3T **Back:** 20W x 8H x 2T **Seat Range:** 19 Fixed
Arms to Floor: 25.5 **Carton Wt:** 31 **UPS Wt:** 31 **COM:** 1.0 yds
Carton: 33L x 24W x 8H **Cube:** 4.4 **Pack:** 1
Notes: Ships 1 per carton. Assembly Required.
Notes: KD Construction
 Napa Casegoods on Pages 69-74

Fabric	List Price
-3 Black or -EC3 Black Bonded Leather	390.00
A	415.00
B	435.00
C	465.00
R	500.00

NAP95



CHY - Cherry
★



ESP - Espresso ★



MAH - Mahogany ★



MPL - Maple ★



NAP97CHY/ESP/MAH/MPL Napa Guest Chair with Full Cushion Back (1 pack)

Overall Size: 23W x 23.5D x 35H
Seat: 22W x 18.5D x 3T **Back:** 19W x 14.25H x 1.5T **Seat Range:** 19 Fixed
Arms to Floor: 29 **Carton Wt:** 31 **UPS Wt:** 40 **COM:** 1.5 yds.
Carton: 34L x 24W x 10H **Cube:** 5.2 **Pack:** 1
Notes: Ships 1 per carton. Assembly Required.
Notes: KD Construction
 Napa Casegoods on Pages 69-74

Fabric	List Price
-EC3 Black Bonded Leather	420.00
A	445.00
B	470.00
C	495.00
R	530.00

NAP97



CHY - Cherry
★ ●



ESP - Espresso ★ ●



MAH - Mahogany ★



MPL - Maple ★



★ **MEN-942-CHY/MEN-942-MAH** Leg Chair with Upholstered Back & Satin Cherry or Mahogany Finish (2-Pack)
Overall Size: 22.5W x 18.25D x 33.25H
Seat: 20W x 18D x 2.5T **Back:** 21W x 16H x 1.5T **Seat Range:** 19 Fixed
Arms to Floor: 26.75 **Carton Wt:** 45 **UPS Wt:** No UPS **COM:** 1.5 yd per Chair
Carton: 39L x 28W x 25H **Cube:** 15.79 **Pack:** 2
Notes: Ships 2 per Carton, Frame Fully Assembled, Seat Cushion Unmounted
Notes:
 Mendocino Casegoods on Pages 50-53

Fabric	List Price 2-Pack
Black	800.00
A	842.00
B	890.00
C	938.00
R	1020.00



★ **MEN-94-CHY/MEN-94-MAH** Leg Chair with Upholstered Back & Satin Cherry or Mahogany Finish (4-Pack)
Overall Size: 22.5W x 18.25D x 33.25H
Seat: 20W x 18D x 2.5T **Back:** 21W x 16H x 1.5T **Seat Range:** 19 Fixed
Arms to Floor: 26.75 **Carton Wt:** 86 **UPS Wt:** No UPS **COM:** 1.5 yd per Chair
Carton: 44L x 35W x 26H **Cube:** 23.17 **Pack:** 4
Notes: Ships 4 per Carton, Frame Fully Assembled, Seat Cushions Unmounted
Notes:
 Mendocino Casegoods on Pages 50-53

Fabric	List Price 4-Pack
Black	1600.00
A	1684.00
B	1780.00
C	1876.00
R	2040.00



★ **KEN-992-MAH/KEN-992-LCH** Leg Chair with Wood Slat Back & Mahogany or Light Cherry Finish (2-Pack)
Overall Size: 23W x 23D x 32H
Seat: 20W x 18.5D **Back:** 18.5W x 15.5H **Seat Range:** 19 Fixed
Arms to Floor: 27 **Carton Wt:** 48 **UPS Wt:** No UPS **COM:** 1 yd per Chair
Carton: 39L x 28W x 25H **Cube:** 15.79 **Pack:** 2
Notes: Ships 2 per Carton, Frame Fully Assembled, Seat Cushions Unmounted
Notes:
 Kenwood Casegoods on Pages 57-59

Fabric	List Price 2-Pack
Black	750.00
A	790.00
B	830.00
C	870.00
R	940.00



★ **KEN-99-MAH/KEN-99-LCH** Leg Chair with Wood Slat Back & Mahogany or Light Cherry Finish (4-Pack)
Overall Size: 23W x 23D x 32H
Seat: 20W x 18.5D **Back:** 18.5W x 15.5H **Seat Range:** 19 Fixed
Arms to Floor: 27 **Carton Wt:** 90 **UPS Wt:** No UPS **COM:** 1 yd per Chair
Carton: 44L x 34W x 26H **Cube:** 22.50 **Pack:** 4
Notes: Ships 4 per Carton, Frame Fully Assembled, Seat Cushions Unmounted
Notes:
 Kenwood Casegoods on Pages 57-59

Fabric	List Price 4-Pack
Black	1500.00
A	1580.00
B	1660.00
C	1740.00
R	1880.00



★ **KEN-1292-MAH/KEN-1292-LCH** Leg Chair with Upholstered Back & Mahogany or Light Cherry Finish (2-Pack)
Overall Size: 23W x 23D x 32H
Seat: 20W x 18.5D **Back:** 18.5W x 15.5H **Seat Range:** 19 Fixed
Arms to Floor: 27 **Carton Wt:** 50 **UPS Wt:** No UPS **COM:** 1.5 yd per Chair
Carton: 39L x 28W x 25H **Cube:** 15.79 **Pack:** 2
Notes: Ships 2 per Carton, Frame Fully Assembled, Seat Cushions Unmounted
Notes:
 Kenwood Casegoods on Pages 57-59

Fabric	List Price 2-Pack
Black	750.00
A	790.00
B	830.00
C	870.00
R	940.00



★ **KEN-129-MAH/KEN-129-LCH** Leg Chair with Upholstered Back & Mahogany or Light Cherry Finish (4-Pack)
Overall Size: 23W x 23D x 32H
Seat: 20W x 18.5D **Back:** 18.5W x 15.5H **Seat Range:** 19 Fixed
Arms to Floor: 27 **Carton Wt:** 95 **UPS Wt:** No UPS **COM:** 1.5 yd per Chair
Carton: 44L x 35W x 26H **Cube:** 23.17 **Pack:** 4
Notes: Ships 4 per Carton, Frame Fully Assembled, Seat Cushions Unmounted
Notes:
 Kenwood Casegoods on Pages 57-59

Fabric	List Price 4-Pack
Black	1500.00
A	1580.00
B	1660.00
C	1740.00
R	1880.00

Finish Key

MAH = Mahogany Finish
CHY = Cherry Finish

LCH = Light Cherry Finish

ESP = Espresso Finish



★ *NJ In Stock*



★ **SON-992-CHY** Leg Chair with Wood Slat Back & Sonoma Cherry Finish (2-Pack)

Overall Size: 23W x 23D x 32H
Seat: 20W x 18.5D **Back:** 18.5W x 15.5H **Seat Range:** 19 Fixed
Arms to Floor: 27 **Carton Wt:** 48 **UPS Wt:** No UPS **COM:** 1 yd per Chair
Carton: 39L x 28W x 25H **Cube:** 15.79 **Pack:** 2
Notes: Ships 2 per Carton, Frame Fully Assembled, Seat Cushions Unmounted
Notes:
 Sonoma Casegoods on Pages 60-62

Fabric	List Price 2-Pack
Black	750.00
A	790.00
B	830.00
C	870.00
R	940.00



★ **SON-99-CHY** Leg Chair with Wood Slat Back & Sonoma Cherry Finish (4-Pack)

Overall Size: 23W x 23D x 32H
Seat: 20W x 18.5D **Back:** 18.5W x 15.5H **Seat Range:** 19 Fixed
Arms to Floor: 27 **Carton Wt:** 92 **UPS Wt:** No UPS **COM:** 1 yd per Chair
Carton: 44L x 34W x 26H **Cube:** 22.50 **Pack:** 4
Notes: Ships 4 per Carton, Frame Fully Assembled, Seat Cushions Unmounted
Notes:
 Sonoma Casegoods on Pages 60-62

Fabric	List Price 4-Pack
Black	1500.00
A	1580.00
B	1660.00
C	1740.00
R	1880.00



★ **SON-1292-CHY** Leg Chair with Upholstered Back & Sonoma Cherry Finish (2-Pack)

Overall Size: 23W x 23D x 32H
Seat: 20W x 18.5D **Back:** 18.5W x 15.5H **Seat Range:** 19 Fixed
Arms to Floor: 27 **Carton Wt:** 48 **UPS Wt:** No UPS **COM:** 1.5 yd per Chair
Carton: 39L x 28W x 25H **Cube:** 15.79 **Pack:** 2
Notes: Ships 2 per Carton, Frame Fully Assembled, Seat Cushions Unmounted
Notes:
 Sonoma Casegoods on Pages 60-62

Fabric	List Price 2-Pack
Black	750.00
A	790.00
B	830.00
C	870.00
R	940.00



★ **SON-129-CHY** Leg Chair with Upholstered Back & Sonoma Cherry Finish (4-Pack)

Overall Size: 23W x 23D x 32H
Seat: 20W x 18.5D **Back:** 18.5W x 15.5H **Seat Range:** 19 Fixed
Arms to Floor: 27 **Carton Wt:** 94 **UPS Wt:** No UPS **COM:** 1.5 yd per Chair
Carton: 43L x 35W x 26H **Cube:** 22.64 **Pack:** 4
Notes: Ships 4 per Carton, Frame Fully Assembled, Seat Cushions Unmounted
Notes:
 Sonoma Casegoods on Pages 60-62

Fabric	List Price 4-Pack
Black	1500.00
A	1580.00
B	1660.00
C	1740.00
R	1880.00



Finish Key

MAH = Mahogany Finish
CHY = Cherry Finish

LCH = Light Cherry Finish

ESP = Espresso Finish





OSP
furniture

**Tuxedo Collection
Dark Roast**
See pages 65-68



**PHAT Tables
Adjustable-Height**
See pages 82-83




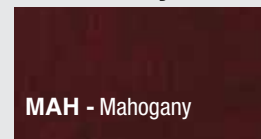
Mendocino Cherry
See pages 50-53

CASEGOODS

Design for the connoisseur, Mendocino brings together executive style, characteristics and function. Complex shape work surface edges coordinate with decorative pedestal molding and hutch tops. Enhanced features include legal-width desk pedestals, austere 80" heights (credenza/hutch), and a dramatic showcase hutch with beveled wood frame/clear glass doors. Select hardwood veneers in Cherry or Mahogany satin finish.



Finish Key

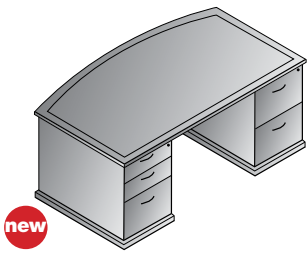


new



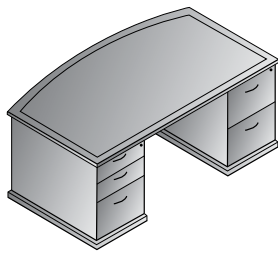
**Mahogany Tops Feature
New Figured Veneer**





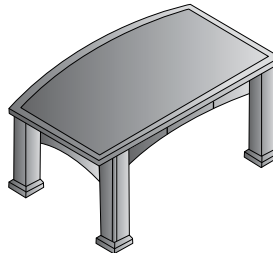
new
Bow Top Desk 84x44x30H
MENTYP901 **\$5,000**
38.7 cu.ft. 364.0 lbs.

Consists of (3 cartons):
MEN90 84x42 Bow Desk Set
9.3 cu.ft. 139 lbs. \$2,290
MEN65 BBF Ped 72"/84" Desks
14.7 cu.ft. 111 lbs. \$1,305
MEN74 FF Ped 72"/84" Desks
14.7 cu.ft. 114.0 lbs. \$1,405
Ships in 2 cartons

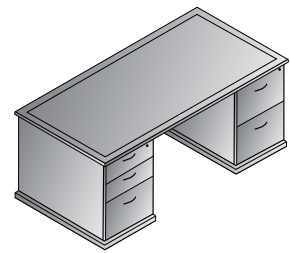


Bow Top Desk 72x42x30H
MENTYP1 **\$4,200**
37.8 cu.ft. 372.6 lbs.

Consists of (3 cartons):
MEN89 72x42 Bow Desk Set
7.3 cu.ft. 119.0 lbs. \$1,490
MEN65 BBF Ped 72"/84" Desks
14.7 cu.ft. 111.0 lbs. \$1,305
MEN74 FF Ped 72"/84" Desks
14.7 cu.ft. 114.0 lbs. \$1,405

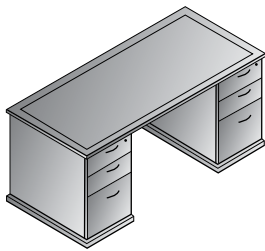


Bow Top Table Desk 72x42x30H
MEN04 **\$3,440**
17.6 cu.ft. 183 lbs.



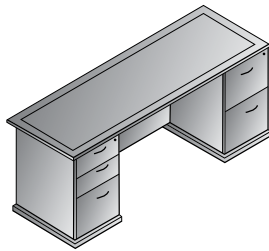
Double Pedestal Desk 72x36x30H
MENTYP2 **\$4,200**
36.8 cu.ft. 350.5 lbs.

Consists of (3 cartons):
MEN01 72x36 Bow Desk Set
6.4 cu.ft. 115 lbs. \$1,490
MEN65 BBF Ped 72"/84" Desks
14.7 cu.ft. 111.0 lbs. \$1,305
MEN74 FF Ped 72"/84" Desks
14.7 cu.ft. 114.0 lbs. \$1,405



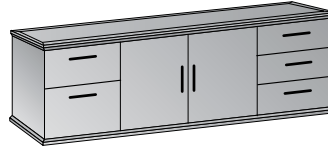
Double Pedestal Desk 66x30x30H
MENTYP3 **\$3,660**
27.6 cu.ft. 272.3 lbs.

Consists of (3 cartons):
MEN02 66x30 Desk Set
5.0 cu.ft. 93 lbs. \$1,180
MEN63 (2 qty.) BBF Ped 66" Desks
10.7 cu.ft. 91 lbs. \$1,240 each

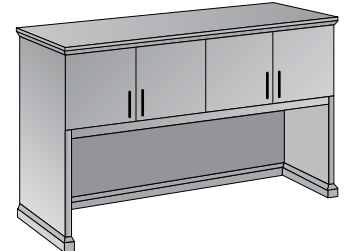


Kneespace Credenza 72x24x30H
MENTYP5 **\$3,190**
23.0 cu.ft. 252.5 lbs.

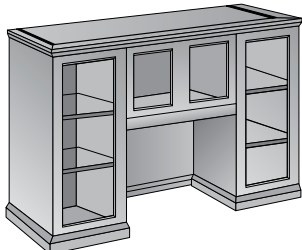
Consists of (3 cartons):
MEN43 72x24 Credenza Set
4.6 cu.ft. 74.0 lbs. \$1,180
MEN66 BBF Ped Credenza/Return
8.7 cu.ft. 77.0 lbs. \$985
MEN75 FF Ped Credenza/Return
8.7 cu.ft. 78.0 lbs. \$1,025



Storage Credenza 72x24x30H
MEN10 **\$3,630**
36.0 cu.ft. 271 lbs.
Ships Assembled

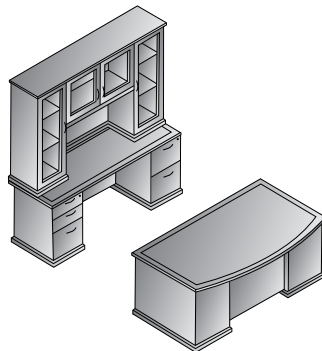


Hutch with Wood Doors 72x16x49H
MEN44 **\$2,615**
7.5 cu.ft. 176.0 lbs.
Now requires assembly.



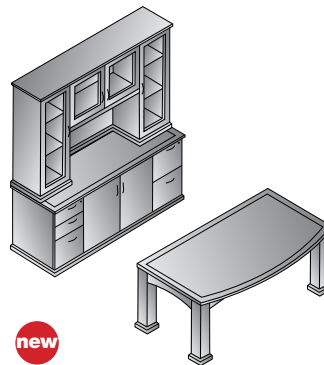
Hutch with Glass Doors 72x16x49H
MEN84 **\$3,190**
26.3 cu.ft. 213.0 lbs.

Consists of (2 cartons):
MEN84A Towers
MEN84B Top/Shelves/Back Panels
Ships in 2 cartons



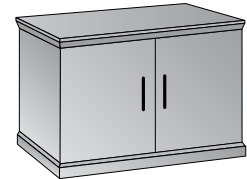
Executive Office
MENTYP11 **\$10,580**
99.7 cu.ft. 863.2 lbs.

Consists of (8 cartons):
MEN89 72x42 Bow Desk Set
7.3 cu.ft. 119.0 lbs. \$1,490
MEN65 BBF Ped 72"/84" Desks
14.7 cu.ft. 111.0 lbs. \$1,305
MEN74 FF Ped 72"/84" Desks
14.7 cu.ft. 114.0 lbs. \$1,405
MEN43 72x24 Credenza Set
4.6 cu.ft. 74.0 lbs. \$1,180
MEN66 BBF Ped Credenza/Return
8.7 cu.ft. 77.0 lbs. \$985
MEN75 FF Ped Credenza/Return
8.7 cu.ft. 78.0 lbs. \$1,025
MEN84 Hutch with Glass Doors
26.3 cu.ft. 213.0 lbs. \$3,190
Ships in 2 cartons

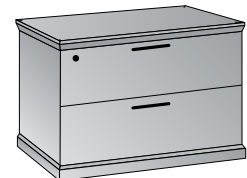


new
Executive Office with Table Desk
MENTYP211 **\$10,260**
92.6 cu.ft. 724.0 lbs.

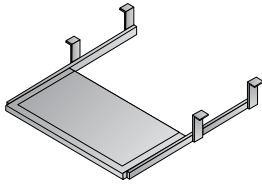
Consists of (4 cartons):
MEN04 72x42 Table Desk
17.6 cu.ft. 183 lbs. \$3,440
MEN10 Storage Credenza
36.0 cu.ft. 271 lbs. \$3,630
MEN84 Hutch with Glass Doors
26.3 cu.ft. 213.0 lbs. \$3,190
Ships in 2 cartons



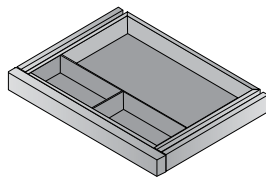
2-Door Storage Cabinet 36x24x30H
MEN13 **\$1,595**
5.5 cu.ft. 118 lbs.
Now requires assembly.



2-Drawer Lateral File 36x24x30H
MEN12 **\$1,755**
18.6 cu.ft. 146 lbs.
Ships Assembled



Keyboard Tray 26x12
MEN14 **\$410**
0.5 cu.ft. 12 lbs.




Center Drawer 20x16
MEN15 **\$255**
0.7 cu.ft. 10 lbs.

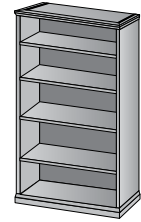
new



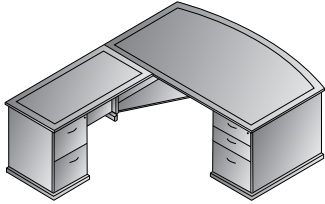
Wardrobe/Storage 37x20x79H
MEN51 **\$4,275**
9.7 cu.ft. 216 lbs.
Consists of (2 cartons):
MEN51A Horizontal Panels
MEN51B Vertical Panels



3-Shelf Bookcase 36x16x49H
MEN55 **\$1,210**
5.7 cu.ft. 121 lbs.

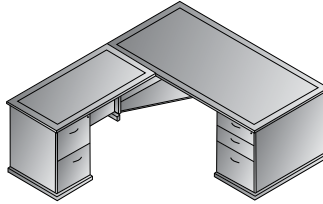


5-Shelf Bookcase 36x16x79H
MEN56 **\$1,650**
8.5 cu.ft. 177 lbs.



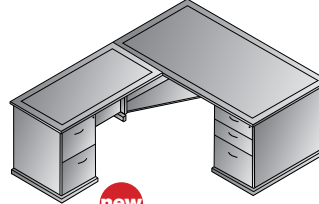
L-Shape w/Bow Top Desk 72x90x30H
MENTYP8 **\$5,280**
51.5 cu.ft. 461.9 lbs.

Consists of (5 cartons):
MEN89 72x42 Bow Desk Set
7.3 cu.ft. 119.0 lbs. \$1,490
MEN65 BBF Ped 72"/84" Desks
14.7 cu.ft. 111.0 lbs. \$1,305
MEN71 False Ped 72"/84" Desks
12.4 cu.ft. 56.0 lbs. \$730
MEN45 48x24 Return Set
3.0 cu.ft. 62.0 lbs. \$730
MEN75 FF Ped Credenza/Return
8.7 cu.ft. 78.0 lbs. \$1,025



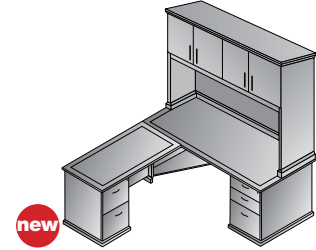
L-Shape 72x84x30H
MENTYP9 **\$5,280**
50.5 cu.ft. 439.8 lbs.

Consists of (5 cartons):
MEN01 72x36 Desk Set
6.4 cu.ft. 115 lbs. \$1,490
MEN65 BBF Ped 72"/84" Desks
14.7 cu.ft. 111.0 lbs. \$1,305
MEN71 False Ped 72"/84" Desks
12.4 cu.ft. 56.0 lbs. \$730
MEN45 48x24 Return Set
3.0 cu.ft. 62.0 lbs. \$730
MEN75 FF Ped Credenza/Return
8.7 cu.ft. 78.0 lbs. \$1,025



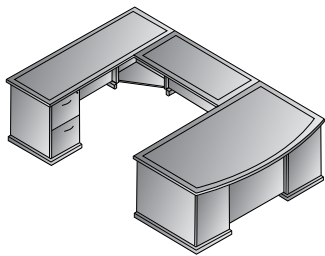
L-Shape 66x78x30H
MENTYP219 **\$4,780**
41.0 cu.ft. 382.1 lbs.

Consists of (5 cartons):
MEN02 66x30 Desk Set
5.0 cu.ft. 93 lbs. \$1,180
MEN63 BBF Ped 66" Desks
10.7 cu.ft. 91.0 lbs. \$1,240
MEN67 False Ped 66" Desks
9.1 cu.ft. 46.0 lbs. \$605
MEN45 48x24 Return Set
3.3 cu.ft. 65.0 lbs. \$730
MEN75 FF Ped Credenza/Return
8.7 cu.ft. 78.0 lbs. \$1,025



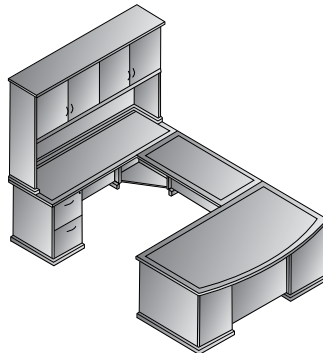
L-Shape w/Hutch 72x72x30H
MENTYP231 **\$7,045**
75.0 cu.ft. 581.0 lbs.

Consists of (6 cartons):
MEN43 72x24 Credenza Set
4.6 cu.ft. 74.0 lbs. \$1,180
MEN75 FF Ped Credenza/Return
8.7 cu.ft. 78.0 lbs. \$1,025
MEN73 False Ped Credenza/Return
7.8 cu.ft. 43.0 lbs. \$510
MEN45 48x24 Return Set
3.0 cu.ft. 62.0 lbs. \$730
MEN66 BBF Ped Credenza/Return
8.7 cu.ft. 77.0 lbs. \$985
MEN44 Hutch with Wood Doors
7.5 cu.ft. 176.0 lbs. \$2,615



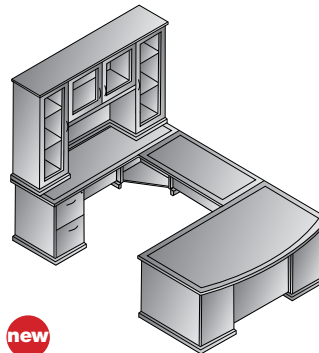
new
U-Shape 72x114
MENTYP22 **\$7,195**
66.3 cu.ft. 598.6 lbs.

Consists of (7 cartons):
MEN89 72x42 Bow Desk Set
7.3 cu.ft. 119.0 lbs. \$1,490
MEN65 BBF Ped 72"/84" Desks
14.7 cu.ft. 111.0 lbs. \$1,305
MEN71 False Ped 72"/84" Desks
12.4 cu.ft. 56.0 lbs. \$730
MEN70 48x24 Bridge
3.1 cu.ft. 63.0 lbs. \$955
MEN43 72x24 Credenza Set
4.6 cu.ft. 74.0 lbs. \$1,180
MEN73 False Ped Credenza/Return
7.8 cu.ft. 43.0 lbs. \$510
MEN75 FF Ped Credenza/Return
8.7 cu.ft. 78.0 lbs. \$1,025



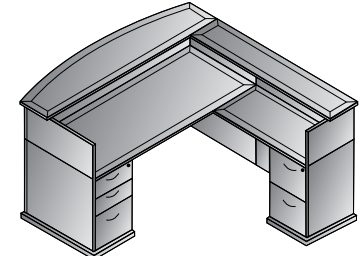
U-Shape + Wood Door Hutch 72x114
MENTYP12 **\$9,810**
105.1 cu.ft. 816.9 lbs.

Consists of (8 cartons):
MEN89 72x42 Bow Desk Set
7.3 cu.ft. 119.0 lbs. \$1,490
MEN65 BBF Ped 72"/84" Desks
14.7 cu.ft. 111.0 lbs. \$1,305
MEN71 False Ped 72"/84" Desks
12.4 cu.ft. 56.0 lbs. \$730
MEN70 48x24 Bridge
3.1 cu.ft. 63.0 lbs. \$955
MEN43 72x24 Credenza Set
4.6 cu.ft. 74.0 lbs. \$1,180
MEN73 False Ped Credenza/Return
7.8 cu.ft. 43.0 lbs. \$510
MEN75 FF Ped Credenza/Return
8.7 cu.ft. 78.0 lbs. \$1,025
MEN44 Hutch with Wood Doors
7.5 cu.ft. 176.0 lbs. \$2,615



new
U-Shape + Glass Door Hutch 72x114
MENTYP213 **\$10,385**
105.2 cu.ft. 836.7 lbs.

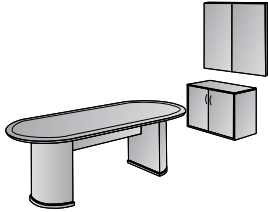
Consists of (8 cartons):
MEN89 72x42 Bow Desk Set
7.3 cu.ft. 119.0 lbs. \$1,490
MEN65 BBF Ped 72"/84" Desks
14.7 cu.ft. 111.0 lbs. \$1,305
MEN71 False Ped 72"/84" Desks
12.4 cu.ft. 56.0 lbs. \$730
MEN70 48x24 Bridge
3.1 cu.ft. 63.0 lbs. \$955
MEN43 72x24 Credenza Set
4.6 cu.ft. 74.0 lbs. \$1,180
MEN73 False Ped Credenza/Return
7.8 cu.ft. 43.0 lbs. \$510
MEN75 FF Ped Credenza/Return
8.7 cu.ft. 78.0 lbs. \$1,025
MEN84 Hutch with Glass Doors
26.3 cu.ft. 213.0 lbs. \$3,190
Ships in 2 cartons



Reception Station 72x90x43H
MENTYP19 **\$7,315**
56.3 cu.ft. 563.7 lbs.

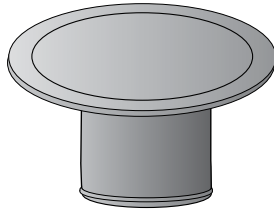
Consists of (7 cartons):
MEN01 72x36 Desk Set
6.4 cu.ft. 115 lbs. \$1,490
MEN65 BBF Ped 72"/84" Desks
14.7 cu.ft. 111.0 lbs. \$1,305
MEN71 False Ped 72"/84" Desks
12.4 cu.ft. 56.0 lbs. \$730
MEN45 48x24 Return Set
3.0 cu.ft. 62.0 lbs. \$730
MEN75 FF Ped Credenza/Return
8.7 cu.ft. 78.0 lbs. \$1,025
MEN127 Reception Unit MAIN 72x35x13H
3.6 cu.ft. 71 lbs. \$1,240
MEN128 Reception Unit RETURN 72x24x13H
2.2 cu.ft. 46.0 lbs. \$795

Casegoods IN STOCK



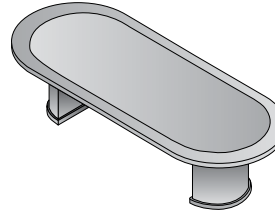
Conference Group 3 pcs.
MENTYP20 **\$6,965**
 50.3 cu.ft. 465.3 lbs.

Consists of (4 cartons):
MEN60 Conference Table 96x42x30H
 21.4 cu.ft. 190 lbs. \$3,200
MEN13 2-Door Storage Cabinet
 5.5 cu.ft. 118 lbs. \$1,595
MEN100 Presentation Board
 10.4 cu.ft. 112.0 lbs. \$2,170



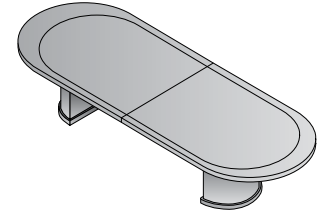
Conference Table 48\"/>

Ships in 2 cartons:
MEN59T Top
MEN59B Base



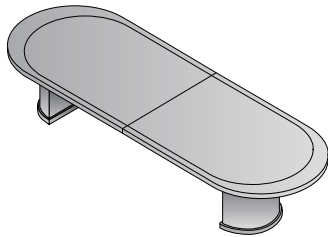
Conference Table 96x42x30H
MEN60 **\$3,200**
 21.4 cu.ft. 190 lbs.

Ships in 2 cartons:
MEN60T/S Top & Stretcher
MEN60/61/62B Base (2 pcs)



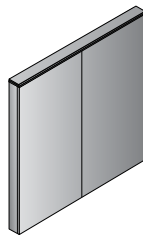
Conference Table 120x48x30H
MEN61 **\$3,945**
 21.4 cu.ft. 218 lbs

Ships in 3 cartons:
MEN61T Top (2 pcs)
MEN61S Stretcher
MEN60/61/62B Base (2 pcs)

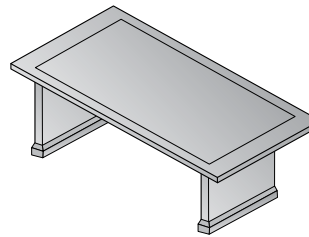


Conference Table 144x48x30H
MEN62 **\$4,845**
 21.7 cu.ft. 229 lbs.

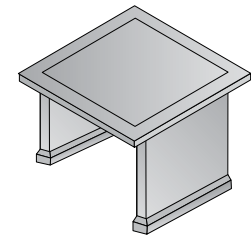
Ships in 3 cartons:
MEN62T Top (2 pcs)
MEN62S Stretcher
MEN60/61/62B Base (2 pcs)



Presentation Board 48x6Dx48H
MEN100 **\$2,170**
 12.4 cu.ft. 112.0 lbs.
Ships Assembled



Coffee Table 48x24x16H
MEN19 **\$925**
 4.0 cu.ft. 56 lbs.



End Table 24x24x20H
MEN20 **\$730**
 2.3 cu.ft. 44 lbs.





**TOW-TYP2,
TYP5, 84, 12
and 53**

Finish Key

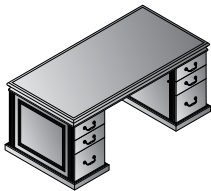
CHY - Royal Cherry



Unique parquet design veneer on all worksurfaces exemplifies time-honored, tradition of wood craftsmanship.

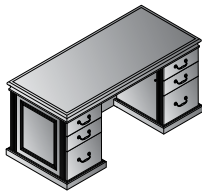
TOWNSEND blends the heritage of traditional designs with modern office function in select walnut veneers and Royal Cherry finish. Unique parquet design tops and 3"-thick shaped edge profile are further complemented with solid wood picture-frame molding, wood veneer base trim and decorative pilasters.

Modern conveniences include integral, felt-lined center drawer in all desks. Standard keyboard tray and wire management on returns, bridge and double pedestal credenza. Hutch with wire passage near worksurface and light valance. Single-key, side-locking pedestals with matching finish drawer interiors. Box and center drawers felt-lined. Desk pedestals are box/box/file. Return/credenza pedestals are file/file. All file drawers are full-extension, ball-bearing slides with Legal/Letter filing.



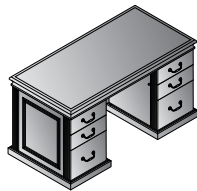
**Double Pedestal Desk 72x36x30H
TOW-TYP2 \$3,295**
42.3 cu. ft. 310.9 lbs.

Consists of:
TOW-01
72x36 Desk Top/Mod Set
14.9 cu. ft. 134.5 lbs. \$1,135
TOW-65L
Left BBF Pedestal for TOW01
13.7 cu. ft. 88.2 lbs. \$1,080
TOW-65R
Right BBF Pedestal for TOW01
13.7 cu. ft. 88.2 lbs. \$1,080



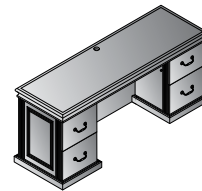
**Double Pedestal Desk 66x30x30H
TOW-TYP3 \$3,120**
34.6 cu. ft. 304.2 lbs.

Consists of:
TOW-02
66x30 Desk Top/Mod Set
11.7 cu. ft. 127.9 lbs. \$1,020
TOW-63L
Left BBF Pedestal for TOW02/03
11.4 cu. ft. 88.2 lbs. \$1,050
TOW-63R
Right BBF Pedestal for TOW02/03
11.4 cu. ft. 88.2 lbs. \$1,050



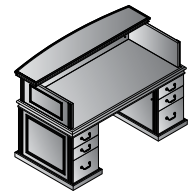
**Double Pedestal Desk 60x30x30H
TOW-TYP4 \$3,000**
33.6 cu. ft. 280.0 lbs.

Consists of:
TOW-03
60x30 Desk Top/Mod Set
10.7 cu. ft. 103.6 lbs. \$900
TOW-63L
Left BBF Pedestal for TOW02/03
11.4 cu. ft. 88.2 lbs. \$1,050
TOW-63R
Right BBF Pedestal for TOW02/03
11.4 cu. ft. 88.2 lbs. \$1,050



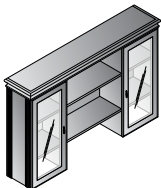
**Double Pedestal Credenza 72x24x30H
TOW-TYP5 \$2,670**
31.3 cu. ft. 255.7 lbs.

Consists of:
TOW-43
72x24 Credenza Top/Mod Set
12.7 cu. ft. 105.8 lbs. \$1,080
TOW-75L
Left FF Pedestal for TOW043/45
9.3 cu. ft. 75 lbs. \$795
TOW-75R
Right FF Pedestal for TOW43/45
9.3 cu. ft. 75 lbs. \$795



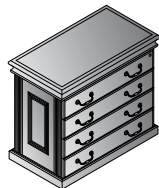
**Reception Desk 72x37x45.5H
TOW-TYP119 \$4,280**
50.4 cu. ft. 410.1 lbs.

Consists of:
TOW-01
72x36 Desk Top/Mod Set
14.9 cu. ft. 134.5 lbs. \$1,135
TOW-65L
Left BBF Pedestal for TOW01
13.7 cu. ft. 88.2 lbs. \$1,080
TOW-65R
Right BBF Pedestal for TOW01
13.7 cu. ft. 88.2 lbs. \$1,080
TOW-126
72x37x15.5H Reception Station
8.1 cu. ft. 99.2 lbs. \$985



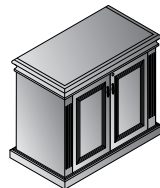
**Overhead Storage Hutch 72x15x45H
TOW-84 \$2,555**
29.7 cu. ft. 231.5 lbs.

Ships in 2 cartons:
TOW-84A (2) Towers + Back Panel
20.5 cu. ft. 149.9 lbs.
TOW-84B Top + (2) Shelves
5.7 cu. ft. 81.6 lbs.



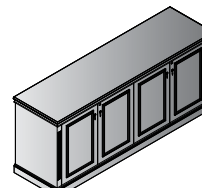
**2-Drawer Lateral File 36x20x30H
TOW-12 \$1,560**
19.1 cu. ft. 149.9 lbs.

Ships Assembled in 1 carton



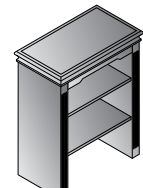
**2-Door Storage Cabinet 36x20x30H
TOW-13 \$1,220**
19.8 cu. ft. 81.6 lbs.

Ships Assembled in 1 carton



**4-Door Credenza 72x20x30H
TOW-50 \$3,245**
42 cu. ft. 211.6 lbs.

Ships assembled in 1 carton



**Open Hutch 36x20x45H
TOW-53 \$1,110**
10.9 cu. ft. 121.3 lbs.

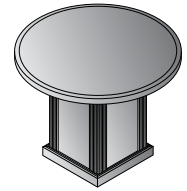
Fits TOW-12 & TOW-13



TOW-61Q 120"x48" Conference Table with Queen Anne Legs & **TWN300L-3** Townsend Leather Chair



6-Shelf Bookcase 32x14x75H
TOW-56 \$1,565
13.1 cu. ft. 138.9 lbs.



Round Table 48" Dia. x 30"H
TOW-59 \$1,515
17.5 cu. ft. 136.7 lbs.

2 Fixed (Middle, Bottom) & 4 Adjustable Shelves

Ships in 2 cartons:

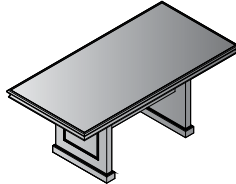
TOW-59T 48" Round Top
9.2 cu. ft. 90.4 lbs.
TOW-59B Square Base
8.3 cu. ft. 46.3 lbs.



Round Table w/Queen Anne Base 48Dx30H
TOW-59Q \$1,430
10.7 cu. ft. 134.5 lbs.

Ships in 2 cartons:

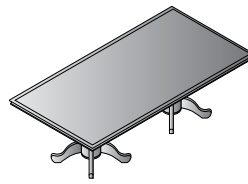
TOW-59T 48" Round Top
9.2 cu. ft. 90.4 lbs.
TOW-QAB Base
1.5 cu. ft. 44.1 lbs.
Queen Anne Base (assembly required)



Rectangular Table 72x36x30H
TOW-35 \$3,080
17.7 cu. ft. 260.1 lbs.

Ships in 2 cartons:

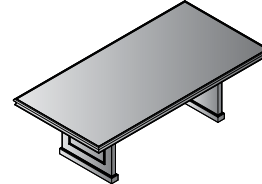
TOW-35T/S Top & Stretchers
13.3 cu. ft. 189.6 lbs.
TOW-35B Base (Set of 2 Legs)
4.3 cu. ft. 70.5 lbs.



Rectangular Table w/Queen Anne Base 72x36x30H
TOW-35Q \$3,300
16.3 cu. ft. 277.8 lbs.

Ships in 3 cartons:

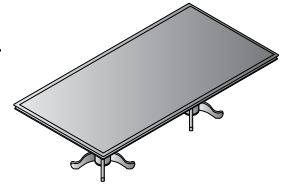
TOW-35T/S Top & Stretchers
13.3 cu. ft. 189.6 lbs.
TOW-QAB Base (2 qty)
1.5 cu. ft. 44.1 lbs.
Queen Anne Base (assembly required)



Rectangular Table 96x48x30H
TOW-60 \$3,275
29.2 cu. ft. 304.2 lbs.

Ships in 2 cartons:

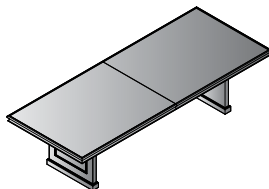
TOW-60T/S Top & Stretchers
23.0 cu. ft. 189.6 lbs.
TOW-60/61B Base (Set of 2 Legs)
6.2 cu. ft. 114.6 lbs.



Rectangular Table 96x48x30H
TOW-60Q \$3,495
26 cu. ft. 277.8 lbs.

Ships in 3 cartons:

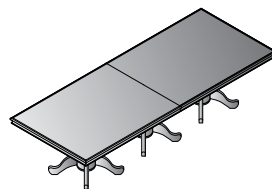
TOW-60T/S Top & Stretchers
23.0 cu. ft. 189.6 lbs.
TOW-QAB Base (2 qty)
1.5 cu. ft. 44.1 lbs.
Queen Anne Base (assembly required)



Rectangular Table 120x48x30H
TOW-61 \$4,100
28.2 cu. ft. 418.9 lbs.

Ships in 3 cartons:

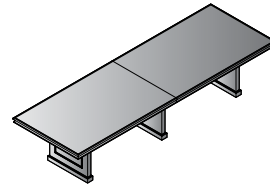
TOW-61T Top (2-piece)
19.0 cu. ft. 224.9 lbs.
TOW-61S Stretchers (2)
3.0 cu. ft. 79.4 lbs.
TOW-60/61B Base (set of 2 Legs)
6.2 cu. ft. 114.6 lbs.



Rectangular Table w/Queen Anne Base 120x48x30H
TOW-61Q \$4,265
23.5 cu. ft. 357.1 lbs.

Ships in 4 cartons:

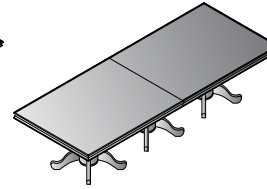
TOW-61T Top (2-piece)
19.0 cu. ft. 224.9 lbs.
TOW-QAB Base (3 qty)
1.5 cu. ft. 44.1 lbs.
Queen Anne Base (assembly required)



Rectangular Table 144x48x30H
TOW-62 \$5,365
32.8 cu. ft. 421.1 lbs.

Ships in 2 cartons:

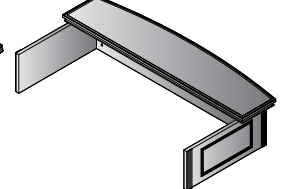
TOW-62T/S Top (2-piece) & Stretchers (4)
24.8 cu. ft. 277.8 lbs.
TOW-62B Base (Set of 3 Legs)
8.0 cu. ft. 143.3 lbs.



Rectangular Table w/Queen Anne Base 144x48x30H
TOW-62Q \$5,695
29.3 cu. ft. 410.1 lbs.

Ships in 4 cartons:

TOW-62T/S Top (2-piece) & Stretchers (4)
24.8 cu. ft. 277.8 lbs.
TOW-QAB Base (3 qty)
1.5 cu. ft. 44.1 lbs.
Queen Anne Base (assembly required)



Reception Station 72x37x15.5H
TOW-126 \$985
8.1 cu. ft. 99.2 lbs.

Fits 72"x36" Desks



4-Drawer Lateral File 36x20x54H
TOW-109 \$2,860
32.3 cu. ft. 216 lbs.

Ships assembled in 1 carton



★ **TWN300L-3 Executive Leather Chair w/Royal Cherry Wood Finish Arms & Base**

Overall Size: 22.5W x 30D x 37.25H

Seat: 20W x 20D x 4.5T Seat Range: 18.5 -21

Back: 20W x 26.5H x 4.5T

Arms to Floor: 27.5 Carton Wt: 61 UPS Wt: 155

Carton: 27L x 42W x 28H Cube: 18.3

Options: CG50, SW70

Features: 1, 4, 6, 8, 9 Control: Knee Tilt

Notes: UPSable, Oversized Package

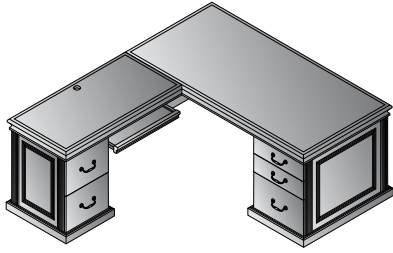
Available in New Jersey only.

Fabric

Top Grain Leather with Royal Cherry Finish

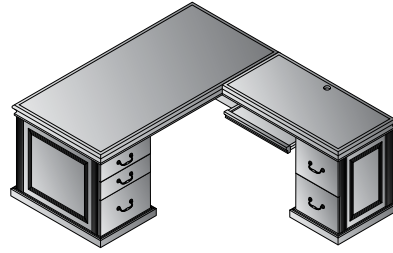
List Price

\$925.00



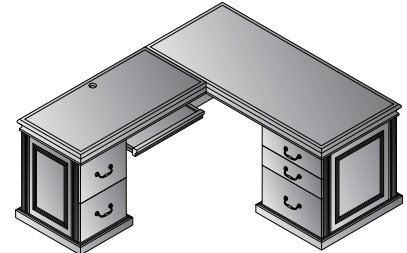
L-Shape with Left Return 72"x84"
TOW-TYP8L \$4,425
 42.6 cu. ft. 346.1 lbs.

- Consists of:
- TOW-01R** 72x36x30H Right DeskTop/Mod Set
17.8 cu. ft. 134.5 lbs. \$1,475
 - TOW-64R** Right BBF Pedestal for TOW01R
16.1 cu. ft. 134.5 lbs. \$1,360
 - TOW-45L** Left Return Top/Mod Set 48x24x30H
8.7 cu. ft. 77.2 lbs. \$795
 - TOW-75L** Left FF Pedestal for TOW043/45
9.3 cu. ft. 75 lbs. \$795



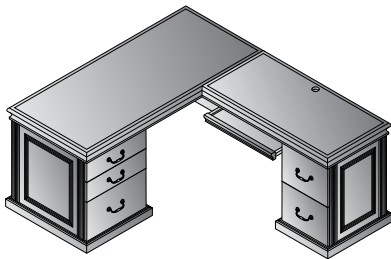
L-Shape with Right Return 72"x84"
TOW-TYP8R \$4,425
 42.6 cu. ft. 346.1 lbs.

- Consists of:
- TOW-01L** 72x36x30H Left Desk Top/Mod Set
17.8 cu. ft. 134.5 lbs. \$1,475
 - TOW-64L** Left BBF Pedestal for TOW01L
16.1 cu. ft. 134.5 lbs. \$1,360
 - TOW-45R** Right Return Top/Mod Set 48x24x30H
8.7 cu. ft. 77.2 lbs. \$795
 - TOW-75R** Right FF Pedestal for TOW043/45
9.3 cu. ft. 75 lbs. \$795



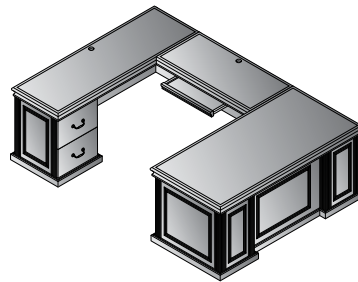
L-Shape with Left Return 66"x78"
TOW-TYP9L \$3,895
 36.1 cu. ft. 310.9 lbs.

- Consists of:
- TOW-02R** 66x30x30H Right Desk Top/Mod Set
13.9 cu. ft. 136.7 lbs. \$1,170
 - TOW-62R** Right BBF Pedestal for TOW02R
13.4 cu. ft. 97.0 lbs. \$1,135
 - TOW-45L** Left Return Top/Mod Set 48x24x30H
8.7 cu. ft. 77.2 lbs. \$795
 - TOW-75L** Left Pedestal for TOW043/45
9.3 cu. ft. 75 lbs. \$795



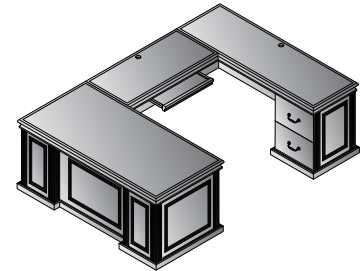
L-Shape with Right Return 66"x78"
TOW-TYP9R \$3,895
 36.1 cu. ft. 310.9 lbs.

- Consists of:
- TOW-02L** 66x30x30H Left Desk Top/Mod Set
13.9 cu. ft. 136.7 lbs. \$1,170
 - TOW-62L** Left BBF Pedestal for TOW02L
13.4 cu. ft. 97.0 lbs. \$1,135
 - TOW-45R** Right Return Top/Mod Set 48x24x30H
8.7 cu. ft. 77.2 lbs. \$795
 - TOW-75R** Right Pedestal for TOW043/45
9.3 cu. ft. 75 lbs. \$795



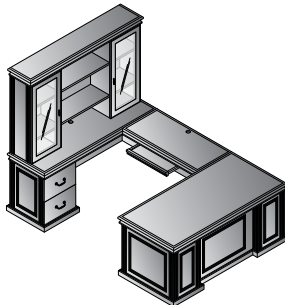
U-Shape with Left Bridge 72"x108"
TOW-TYP22L \$5,995
 68.9 cu. ft. 546.7 lbs.

- Consists of:
- TOW-01R** 72x36x30H Right DeskTop/Mod Set
17.8 cu. ft. 134.5 lbs. \$1,475
 - TOW-64R** Right BBF Pedestal for TOW01R
16.1 cu. ft. 134.5 lbs. \$1,360
 - TOW-70** Bridge 48x24x30H
10.3 cu. ft. 88.2 lbs. \$955
 - TOW-43L** 72x24x30H Left Credenza Top/Mod Set
13.8 cu. ft. 114.6 lbs. \$1,070
 - TOW-78L** Left FF Pedestal for TOW043L
10.9 cu. ft. 75 lbs. \$1,135



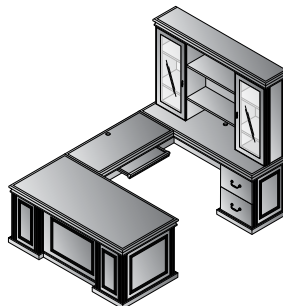
U-Shape with Right Bridge 72"x108"
TOW-TYP22R \$5,995
 68.9 cu. ft. 546.7 lbs.

- Consists of:
- TOW01L** 72x36x30H Left DeskTop/Mod Set
17.8 cu. ft. 134.5 lbs. \$1,475
 - TOW-64L** Left BBF Pedestal for TOW01L
16.1 cu. ft. 134.5 lbs. \$1,360
 - TOW-70** Bridge 48x24x30H
10.3 cu. ft. 88.2 lbs. \$955
 - TOW-43R** 72x24x30H Right Credenza Top/Mod Set
13.8 cu. ft. 114.6 lbs. \$1,070
 - TOW-78R** Right FF Pedestal for TOW043L
10.9 cu. ft. 75 lbs. \$1,135



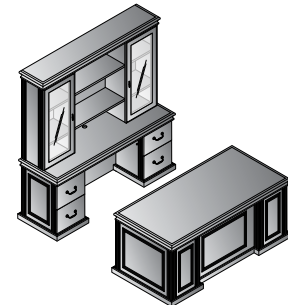
U-Shape with Left Bridge + Hutch 72"x108"
TOW-TYP12L \$8,550
 98.6 cu. ft. 778.2 lbs.

- Consists of: (7 cartons)
- TOW-01R** 72x36x30H Right DeskTop/Mod Set
17.8 cu. ft. 134.5 lbs. \$1,475
 - TOW-64R** RightBBF Pedestal for TOW01R
16.1 cu. ft. 134.5 lbs. \$1,360
 - TOW-70** Bridge 48x24x30H
10.3 cu. ft. 88.2 lbs. \$955
 - TOW-43L** 72x24x30H Left Credenza Top/Mod Set
13.8 cu. ft. 114.6 lbs. \$1,070
 - TOW-78L** Left FF Pedestal for TOW043L
10.9 cu. ft. 75 lbs. \$1,135
 - TOW-84** Overhead Storage Hutch 72x15x45H
26.2 cu. ft. 231.5 lbs. \$2,555



U-Shape with Right Bridge + Hutch 72"x108"
TOW-TYP12R \$8,550
 98.6 cu. ft. 778.2 lbs.

- Consists of: (7 cartons)
- TOW-01L** 72x36x30H Left DeskTop/Mod Set
17.8 cu. ft. 134.5 lbs. \$1,475
 - TOW-64L** Left BBF Pedestal for TOW01L
16.1 cu. ft. 134.5 lbs. \$1,360
 - TOW-70** Bridge 48x24x30H
10.3 cu. ft. 88.2 lbs. \$955
 - TOW-43R** 72x24x30H Right Credenza Top/Mod Set
13.8 cu. ft. 114.6 lbs. \$1,070
 - TOW-78R** Right FF Pedestal for TOW043L
10.9 cu. ft. 75 lbs. \$1,135
 - TOW-84** Overhead Storage Hutch 72x15x45H
26.2 cu. ft. 231.5 lbs. \$2,555



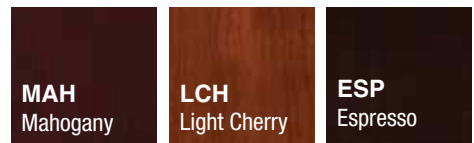
Executive Office
TOW-TYP11 \$8,520
 103.3 cu. ft. 798.1 lbs.

- Consists of: (8 cartons)
- TOW-TYP2** 72x36x30H Double Pedestal Desk
42.3 cu. ft. 310.9 lbs. \$3,295
 - TOW-TYP5** 72x24x30H Double Pedestal Credenza
31.3 cu. ft. 255.7 lbs. \$2,670
 - TOW-84** Overhead Storage Hutch 72x15x45H
26.2 cu. ft. 231.5 lbs. \$2,555

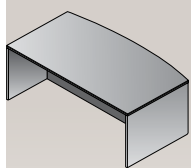
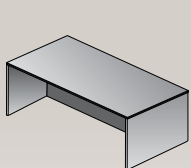
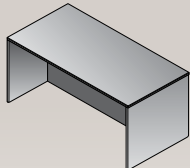
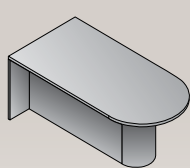
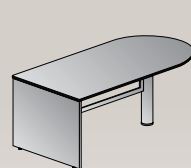
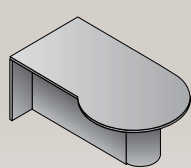
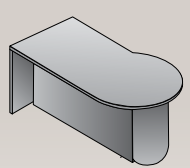


Kenwood features fluted hardwood edge design and select hardwood veneers. Each is book-matched and assembled in traditional fashion to develop the natural grain character. Complementing this careful craftsmanship are a warm Light Cherry, Mahogany and new Espresso finishes. Durable finishes feature subtle sheen created through multiple-step processes to achieve a unique level of sophistication. New glass modesty panels and glass door hutch add modern styling.

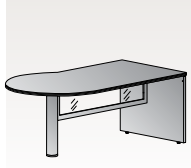
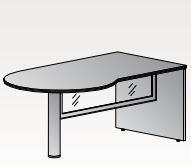
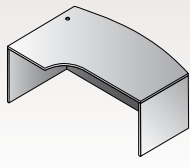
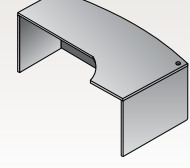
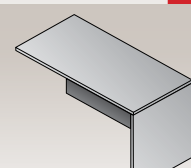
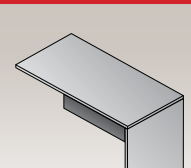
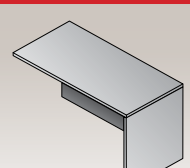
Finish Key



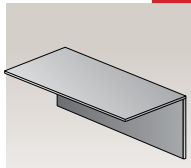
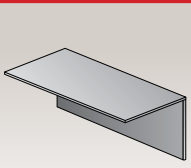
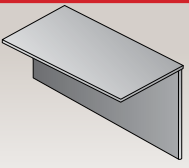
DESKS

						
KEN89 Bow Desk Shell 72"x39"x29" CU:8.9 WT:191.8 List Price: \$1780	KEN01 Desk Shell 72"x36"x29" CU:6.8 WT:176.4 List Price: \$1695	KEN02 Desk Shell 66"x30"x29" CU:5.3 WT:136.7 List Price: \$1430	KEN47 Bullet 72"x36"x29" CU:9.7 WT:149.9 <i>Not Available in Espresso</i> List Price: \$1580	KEN47GM Bullet Desk w/Glass 1/2 Modesty Panel 72"x36"x29" CU:8.7 WT:138.9 List Price: \$1695	KEN41L Left P-Top 72"x36"/42"x29" CU:10.9 WT:154.3 Consists of: KEN-41L,41/47B <i>Not Available in Espresso</i> List Price: \$1725 *Phase Out*	KEN41R Right P-Top 72"x36"/42"x29" CU:10.9 WT:154.3 Consists of: KEN-41R,41/47B <i>Not Available in Espresso</i> List Price: \$1725 *Phase Out*

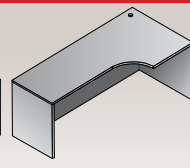
RETURNS

						
KEN41LGM Left P-Top w/Glass 1/2 Modesty Panel 72"x36"/42"x29" CU:9.5 WT:138.9 Consists of: KEN-41LGM,41/47P-SLVR <i>Not Available in Espresso</i> List Price: \$1840 *Phase Out*	KEN41RGM Right P-Top w/Glass 1/2 Modesty Panel 72"x36"/42"x29" CU:9.5 WT:138.9 Consists of: KEN-41TRGM,41/47P-SLVR <i>Not Available in Espresso</i> List Price: \$1840 *Phase Out*	KEN87L Left Corner Bow Desk 72"x30"/48"x29" CU:9.3 WT:175.3 <i>Not Available in Espresso</i> List Price: \$1990	KEN87R Right Corner Bow Desk 72"x30"/48"x29" CU:9.3 WT:175.3 <i>Not Available in Espresso</i> List Price: \$1990	KEN45 Return Shell 48"x24"x29" CU:3.6 WT:79.4 List Price: \$860	KEN96 Return 42"x24"x29" CU:3.2 WT:72.8 List Price: \$750	KEN92 Return Shell 36"x24"x29" CU:2.8 WT:77.2 <i>Not Available in Espresso</i> List Price: \$680

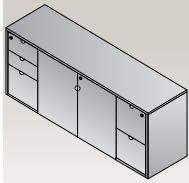
BRIDGES

		
KEN70 Bridge Shell 48"x24"x29" CU:2.8 WT:66.1 List Price: \$690	KEN98 Bridge 42"x24"x29" CU:2.6 WT:55.1 List Price: \$595	KEN93 Bridge 36"x24"x29" CU:2.3 WT:46.3 <i>Not Available in Espresso</i> List Price: \$540

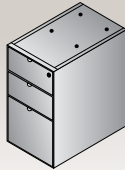
CREDENZAS

			
KEN43 Credenza Shell 72"x20"x29" CU:5.1 WT:119.0 List Price: \$1185	KEN11 Credenza Shell 66"x20"x29" CU:4.7 WT:103.6 List Price: \$1130	KEN82L Left Corner Credenza 72"x36"x29" CU:7.1 WT:145.5 <i>Not Available in Espresso</i> List Price: \$1610 *Phase Out*	KEN82R Right Corner Credenza 72"x36"x29" CU:7.1 WT:145.5 <i>Not Available in Espresso</i> List Price: \$1610 *Phase Out*

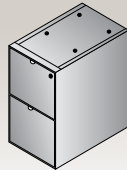
PEDESTALS



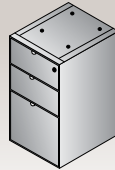
KEN10
Storage Credenza
72"x20"x29"
CU:26.8 WT:251.3
List Price: \$2850
Ships Assembled



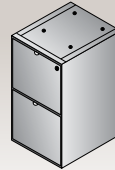
KEN65
BBF Ped-Desk
24.25"x15.5"x27"
CU:7.4 WT:72.8
List Price: \$830
Ships Assembled



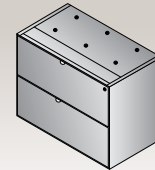
KEN74
FF Ped-Desk
24.25"x15.5"x27"
CU:7.4 WT:69.4
List Price: \$830
Ships Assembled



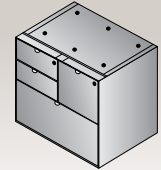
KEN66
BBF Ped-Credenza/
Return
18.5"x15.5"x27"
CU:5.7 WT:59.5
List Price: \$690
Ships Assembled



KEN75
FF Ped-Credenza/
Return
18.5"x15.5"x27"
CU:5.7 WT:56.2
List Price: \$690
Ships Assembled

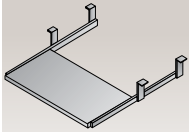


KEN68
Lateral File Ped
35"x18"x27"
CU:12.2 WT:97
List Price: \$1450
Ships Assembled

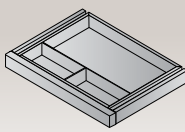


KEN69
MultiFile Ped
32"x18"x27"
CU:11.2 WT:93.7
List Price: \$1725
Ships Assembled

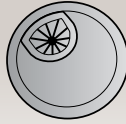
ACCESSORIES



KEN14
Keyboard Tray
26"x12"
CU:0.6 WT:11.0
List Price: \$125



KEN15
Center Drawer
15"x20"
CU:0.7 WT:7.7
List Price: \$100



NAP-GM
Metallic Grommets
(5-Pack)
2.5"x2.5"x1"
CU:0.02 WT:0.05
List Price: \$90

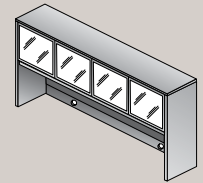


NAP-PM
Metallic Drawer Pulls
(10-Pack)
4"x1"x0.5"
CU:0.005 WT:0.01
List Price: \$90

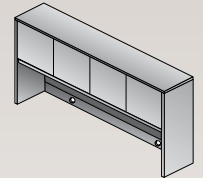


LK1-GC
Lock Core with Keys
\$15 List
KC-GC Change Key
\$8 List
KM-GC Master Key
\$8 List

HUTCHES

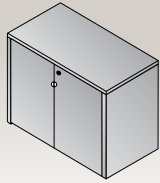


KEN42
Overhead with Glass
Doors
72" x 14" x 42"
CU:8.8 WT:165.4
Consists of: KEN-
44H, 4DG
List Price: \$1815

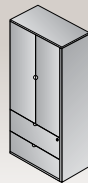


KEN44
Overhead Storage
72"x14"x42"
CU:8.8 WT:165.4
Consists of: KEN-
44H, 4DW
List Price: \$1815

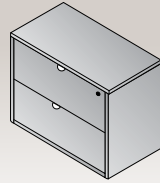
STORAGE & FILING



KEN13
Storage Cabinet
37"x20"x29"
CU:5.3 WT:110.2
List Price: \$1400



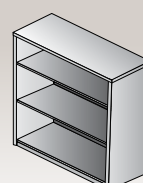
KEN52
Storage/Lateral File
37.5"x20"x71"
CU:35.2 WT:147.7
Not Available in Espresso
List Price: \$3845
Ships Assembled



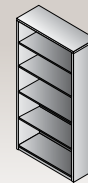
KEN12
Lateral File
37"x20"x29"
CU:14.1 WT:143.1
List Price: \$1600
Ships Assembled



KEN51
Wardrobe/Storage
37.5"x20"x71"
CU:10.9 WT:194
Not Available in Espresso
List Price: \$3020

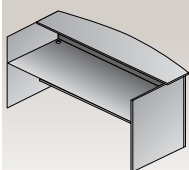


KEN55
Bookcase/Open
Hutch
36"x14"x42"
CU:4.8 WT:103.6
List Price: \$1030

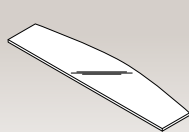


KEN56
5-Shelf Bookcase
36"x14"x71"
CU:7.5 WT:165.3
List Price: \$1580

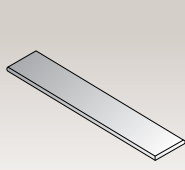
RECEPTION



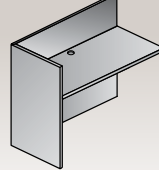
KEN122
Reception Desk
72"x30"x42"
CU:9.6 WT:242.5
List Price: \$2410



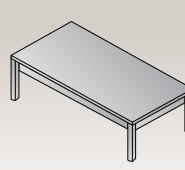
NAP123
Glass Floating Top
Fits KEN122
71"x17.5"x0.5"
CU:2.1 WT:79.4
List Price: \$460



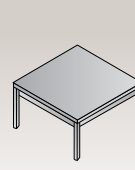
KEN124
Counter (for return
#125)
60"x12.5"
CU:1.5 WT:23.8
List Price: \$350



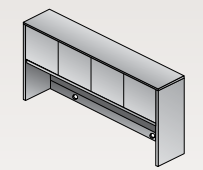
KEN125
Reception Return
42"x20"x42"
CU:4.0 WT:92.6
List Price: \$950



KEN19
Coffee Table
48"x24"x16"
CU:4.0 WT:61.7
List Price: \$830

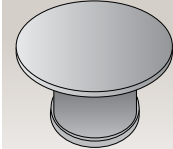


KEN20
End Table
24"x24"x20"
CU:2.1 WT:41.9
List Price: \$575

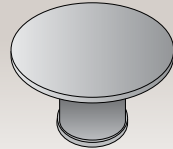


KEN39
Overhead Storage
with Wood Doors
66"x14"x42"
CU:7.6 WT:152.8
Not Available in Espresso
List Price: \$1725

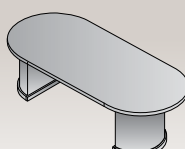
CONFERENCE



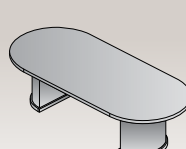
KEN58
RoundTable
42"Dia.x30"H
CU:11.2 WT:97
Consists of:
KEN-58T, 58B
List Price: \$1340



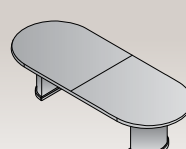
KEN59
RoundTable
48"Dia.x30"H
CU:15.2 WT:106.9
Consists of:
KEN-59T, 59/63B
List Price: \$1580



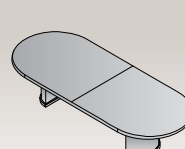
KEN35
Conference Table
72"x36"x30"
CU:13.9 WT:185
Consists of: KEN-
35T/S, 35B
List Price: \$2020



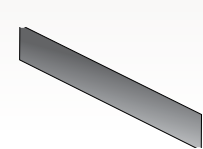
KEN60
Conference Table
96"x42"x30"
CU:21.5 WT:201
Consists of: KEN-
60T/S, 60/61/62B
List Price: \$2295



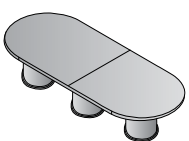
KEN61
Conference Table
120"x48"x30"
CU:21.1 WT:271.1
Consists of: KEN-
61T, 61S, 60/61/62B
List Price: \$3230



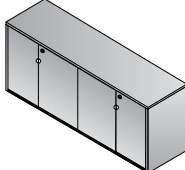
KEN62
Conference Table
144"x48"x30"
CU:23.1 WT:306.5
Consists of: KEN-
62T, 62S, 60/61/62B
List Price: \$3910



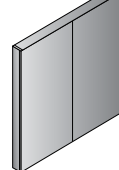
NAPT B-3
Tackboard for NAP42/44
SON44, KEN42/44
65"x17.5"
Black Fabric
CU:1.2 WT:15
List Price: \$180



KEN63
Conference Table
168"x48"x30"
CU:44 WT:387
Consists of: KEN-
63T, 59/63B(3 qty.)
List Price: \$5145

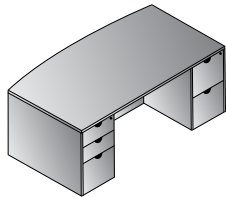


KEN50
4 Door Credenza
72"x20"x29"
CU:9.4 WT:200.6
List Price: \$2200

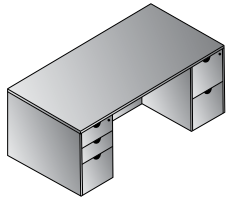


KEN100
Presentation Board
48"x48"x4"
CU:8.8 WT:110.2
List Price: \$1605
Ships Assembled

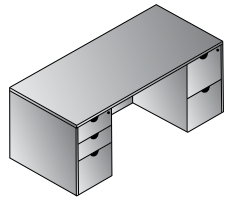
Tackboard Custom Fabric
NAPT B-__
(Specify Fabric)
Grade A \$250
Grade B \$270
Grade C \$295
Grade R \$320



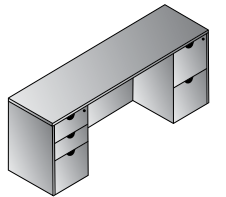
Bow Top Desk 72"x39"
KENTYP1
 23.7 cu. ft. 334 lbs.
 Consists of: KEN-89,65,74
\$3,440



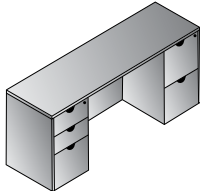
Double Pedestal Desk 72"x36"
KENTYP2
 21.6 cu. ft. 318.6 lbs.
 Consists of: KEN-01,65,74
\$3,355



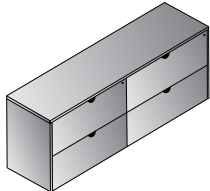
Double Pedestal Desk 66"x30"
KENTYP3
 20.1 cu. ft. 278.9 lbs.
 Consists of: KEN-02,65,74
\$3,090



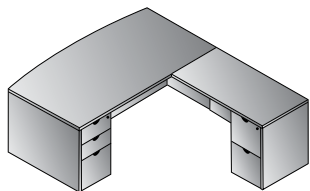
Kneespace Credenza 72"x20"
KENTYP5
 16.5 cu. ft. 234.7 lbs.
 Consists of: KEN-43,66,75
\$2,565



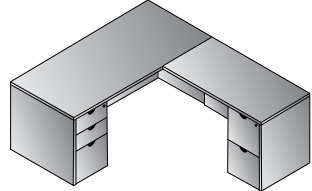
Kneespace Credenza 66"x20"
KENTYP6
 16.1 cu. ft. 219.3 lbs.
 Consists of: KEN-11,66,75
\$2,510



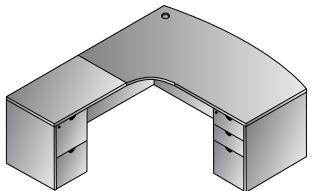
Double Lateral File Credenza 72"x20"
KENTYP7
 29.3 cu. ft. 313.0 lbs.
 Consists of: KEN-43,68,68
\$4,085



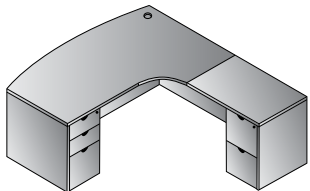
L Shape w/Bow Desk 72"x87"
KENTYP8
 25.6 cu. ft. 400.2 lbs.
 Consists of: KEN-89,65,45,75
\$4,160



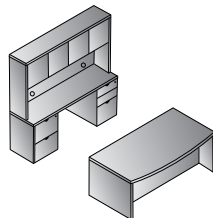
L Shape 66"x78"
KENTYP9
 22.0 cu. ft. 345.1 lbs.
 Consists of: KEN-02,65,45,75
\$3,810



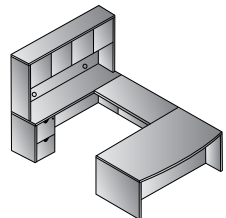
Left L Shape w/Curved Corner 72"x82"
KENTYP10L
 25.2 cu. ft. 381.5 lbs.
 Consists of: KEN-87L,65,92,75
Not Available in Espresso
\$4,190



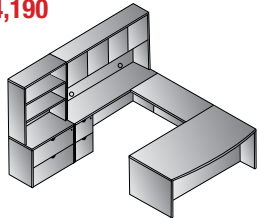
Right L Shape w/Curved Corner 72"x82"
KENTYP10R
 25.2 cu. ft. 381.5 lbs.
 Consists of: KEN-87R,65,92,75
Not Available in Espresso
\$4,190



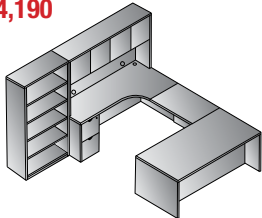
Executive Office
KENTYP11
 49 cu. ft. 734.1 lbs.
 Consists of: KEN-89,65,74,43, 66,75,44
 KEN44 Consists of: KEN-44H,4DW
\$7,820



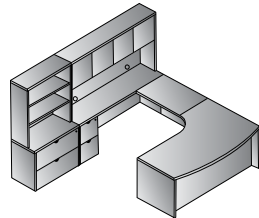
U Shape w/Hutch 72"x107"
KENTYP12
 38.7 cu. ft. 671.3 lbs.
 Consists of: KEN-89,65,70, 43,75,44
 KEN44 consists of: KEN-44H,4DW
\$6,990



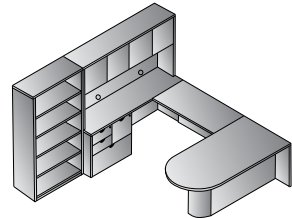
U w/Hutch + Storage 108"x107"
KENTYP13
 57.6 cu. ft. 918 lbs.
 Consists of: KEN-89,65,70,43,75,44,12,55
 KEN44 consists of: KEN-44H,4DW
\$9,620



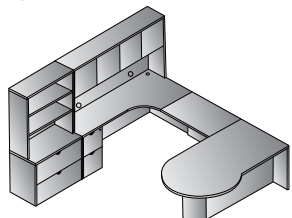
Left U + Bookcase 108"x108"
KENTYP14L
 46.5 cu. ft. 827.9 lbs.
 Consists of: KEN-01,65,93,82R,75,44,56
 KEN44 consists of: KEN-44H,4DW
\$8,760



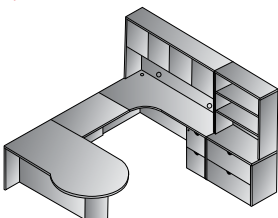
Left U w/Corner + Storage 108"x102"
KENTYP15L
 57.5 cu. ft. 881.7 lbs.
 Consists of: KEN-87L,65,93,43,75,44,12,55
 KEN44 consists of: KEN-44H,4DW
Not Available in Espresso
\$9,680



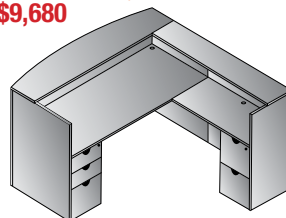
U w/Bullet + Bookcase 108"x104"
KENTYP16
 44.1 cu. ft. 748.4 lbs.
 Consists of: KEN-47,70,43,69,44,56
 KEN44 consists of: KEN-44H,4DW
 KEN47 consists of: KEN-47T,41/47B
Not Available in Espresso
\$8,575



Left U w/P-Top + Storage 108"x114"
KENTYP17L
 53.7 cu. ft. 814.4 lbs.
 Consists of: KEN-41R,93,82R, 75,44,12,55
 KEN44 consists of: KEN-44H,4DW
 KEN41R consists of: KEN-41TR,41/47B
Not Available in Espresso
\$9,010



Right U w/P-Top + Storage 108"x114"
KENTYP17R
 53.7 cu. ft. 814.4 lbs.
 Consists of: KEN-41L,93,82L, 75,44,12,55
 KEN44 consists of: KEN-44H,4DW
 KEN41L consists of: KEN-41TL,41/47B
Not Available in Espresso
\$9,010



Reception Station 72"x72"x43"H
KENTYP19
 28.2 cu. ft. 487.9 lbs.
 Consists of: KEN-122,65,125,75,124
\$5,230



Conference Group 3-Pcs.
KENTYP20
 35.6 cu. ft. 421 lbs.
 Consists of: KEN-60,13,100
 KEN60 consists of: KEN-60T/S,60/61/62B
\$5,300

Our most extensive offering, Sonoma complements contemporary environments with soft radius edges, compound-curved corners and several curved components, such as P-Tops, half-cylinder table bases, round and racetrack tables. All conference tables feature 2" thick tops. Work surfaces and end panels are 1-1/8" thick. Edges and corners are solid hardwood carefully crafted to match select hardwood veneers, presented in Dark Cherry stain. Medium sheen finishes from multiple-step processes provide executive appearance and lasting durability.

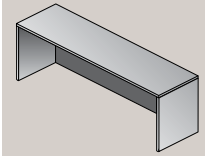


Finish Key

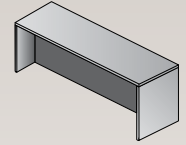
CHY - Dark Cherry



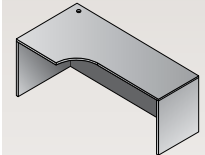
CREDENZAS



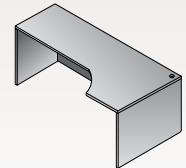
SON43
Credenza Shell
72"x20"x29"
CU:5.6 WT:121.3
List Price: \$1185



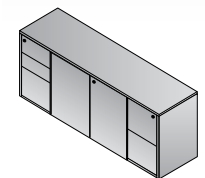
SON11
Credenza Shell
66"x20"x29"
CU:5.2 WT:105.8
List Price: \$1130



SON82L
Left Corner Credenza
Consists of:
SON-47T, 41/47B
72"x36"x29"
CU:7.2 WT:145.5
List Price: \$1610

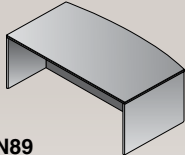


SON82R
Right Corner Credenza
72"x36"x29"
CU:7.2 WT:145.5
List Price: \$1610

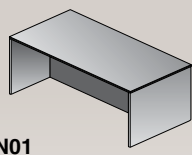


SON10
Storage Credenza
72"x20"x29"
CU:26.6 WT:252.4
List Price: \$2850
Ships Assembled

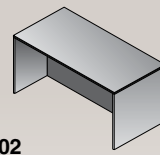
DESKS



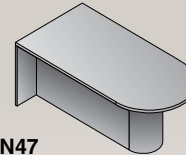
SON89
Bow Desk Shell
72"x39"x29"
CU:7.8 WT:194.0
List Price: \$1780



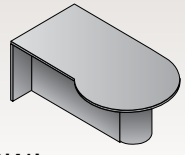
SON01
Desk Shell
72"x36"x29"
CU:7.2 WT:179.7
List Price: \$1695



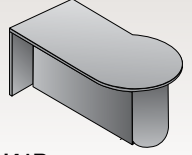
SON02
Desk Shell
66"x30"x29"
CU:5.6 WT:138.9
List Price: \$1430



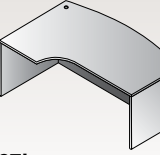
SON47
Bullet
72"x36"x29"
CU:10.3 WT:149.9
Consists of:
SON-47T, 41/47B
List Price: \$1580
Phase Out



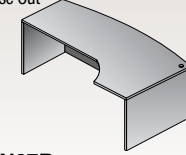
SON41L
Left P-Top
72"x36"/42"x29"
CU:11.5 WT:154.3
Consists of:
SON-41L, 41/47B
List Price: \$1725
Phase Out



SON41R
Right P-Top
72"x36"/42"x29"
CU:11.5 WT:154.3
Consists of:
SON-41R, 41/47B
List Price: \$1725
Phase Out

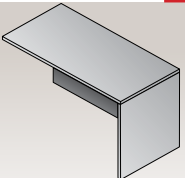


SON87L
Left Corner Bow Desk
72"x30"/48"x29"
CU:9.4 WT:175.3
List Price: \$1990

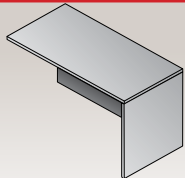


SON87R
Right Corner Bow Desk
72"x30"/48"x29"
CU:9.4 WT:175.3
List Price: \$1990

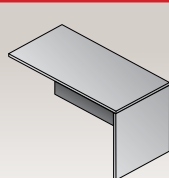
RETURNS



SON45
Return Shell
48"x24"x29"
CU:3.8 WT:81.6
List Price: \$860

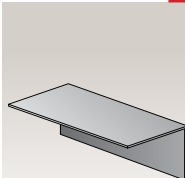


SON96
Return
42"x24"x29"
CU:3.2 WT:85.8
List Price: \$750

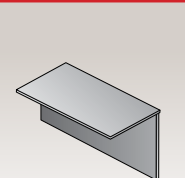


SON92
Return Shell
36"x24"x29"
CU:2.9 WT:79.4
List Price: \$680

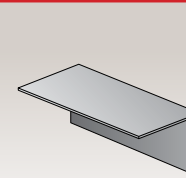
BRIDGES



SON70
Bridge Shell
48"x24"x29"
CU:2.9 WT:66.1
List Price: \$690

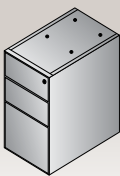


SON93
Bridge
36"x24"x29"
CU:2.4 WT:46.3
List Price: \$540

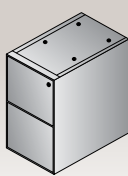


SON98
Bridge
42"x24"x29"
CU:2.5 WT:52.8
List Price: \$595

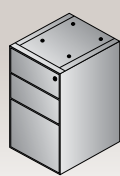
PEDESTALS



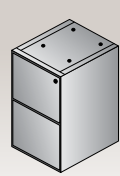
SON65
BBF Ped-Desk
15.5"x24"x27"
CU:7.1 WT:72.8
List Price: \$830
Ships Assembled



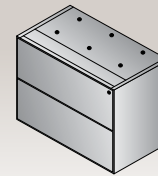
SON74
FF Ped-Desk
15.5"x24"x27"
CU:7.1 WT:69.4
List Price: \$830
Ships Assembled



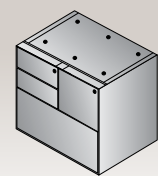
SON66
BBF Ped-Credenza/
Return
15.5"x18"x27"
CU:5.5 WT:56.2
List Price: \$690
Ships Assembled



SON75
FF Ped-Credenza/
Return
15.5"x18"x27"
CU:5.5 WT:56.2
List Price: \$690
Ships Assembled

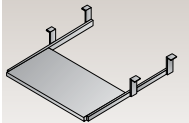


SON68
Lateral File Ped
35"x18"x27"
CU:11.6 WT:94.8
List Price: \$1450
Ships Assembled

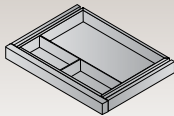


SON69
MultiFile Ped
32"x18"x27"
CU:10.7 WT:93.7
List Price: \$1725
Ships Assembled

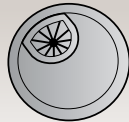
ACCESSORIES



SON14
Keyboard Tray
26"x12"
CU:0.5 WT:11.0
List Price: **\$125**



SON15
Center Drawer
20"x15"
CU:0.7 WT:7.7
List Price: **\$100**



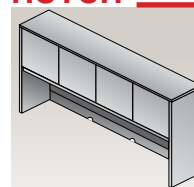
NAP-GM
Metallic Grommets
(5-Pack)
2.5"x2.5"x1"
CU:0.02 WT:0.05
List Price: **\$90**



NAP-PM
Metallic Drawer Pulls
(10-Pack)
4"x1"x0.5"
CU:0.005 WT:0.01
List Price: **\$90**



LK1-GC
Lock Core with Keys
\$15 List
KC-GC Change Key
\$8 List
KM-GC Master Key
\$8 List

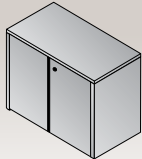


SON44
Overhead Storage
72"x14"x42"
CU:8.0 WT:164.2
List Price: **\$1815**

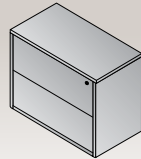


NAPTB-3
Tackboard for NAP42/44
SON44, KEN42/44
65"x17.5"
Black Fabric
CU:1.2 WT:10.2
List Price: **\$180**
Tackboard
Custom Fabric
NAPTB_____
(Specify Fabric)
Grade A **\$250**
Grade B **\$270**
Grade C **\$295**
Grade R **\$320**

STORAGE & FILING



SON13
Storage Cabinet
37"x20"x29"
CU:4.9 WT:111.3
List Price: **\$1400**



SON12
Lateral File
37"x20"x29"
CU:14.1 WT:145.5
List Price: **\$1600**
Ships Assembled



SON108
Three-Drawer
Lateral File
37"x20"x42"
CU:20.4 WT:177.0
List Price: **\$2675**
Ships Assembled



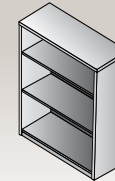
SON109
Four-Drawer
Lateral File
37"x20"x56"
CU:26.7 WT:221.0
List Price: **\$3365**
Ships Assembled



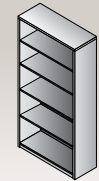
SON52
Storage/File
37"x19"x70"
CU:34.0 WT:152.1
List Price: **\$3845**
Ships Assembled



SON51
Wardrobe/Storage
37"x19"x70"
CU:10.3 WT:197.3
List Price: **\$3020**

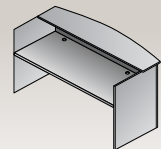


SON55
Bookcase/Open
Hutch
36"x14"x42"
CU:4.6 WT:104.7
List Price: **\$1030**

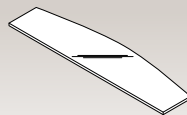


SON56
5-Shelf Bookcase
36"x14"x70"
CU:7.8 WT:167.6
List Price: **\$1580**

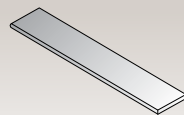
RECEPTION



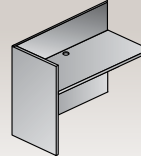
SON122
Reception Desk
72"x30"x36"x43"
CU:9.2 WT:242.5
List Price: **\$2410**



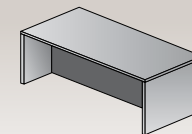
NAP123
Glass Floating Top
Fits **SON122**
71"x17.5"x0.5"
CU:2.1 WT:79.4
List Price: **\$460**



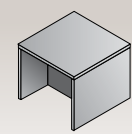
SON124
Counter
(for return #125)
60"x12.5"
CU:1.1 WT:23.8
List Price: **\$350**



SON125
Reception Return
42"x20"x42"
CU:3.8 WT:92.6
List Price: **\$950**

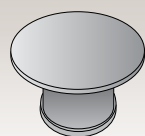


SON19
Coffee Table
48"x24"x16"
CU:3.3 WT:63.9
List Price: **\$830**

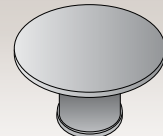


SON20
End Table
24"x24"x20"
CU:2.1 WT:44.1
List Price: **\$575**

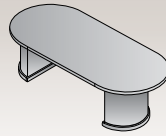
CONFERENCE



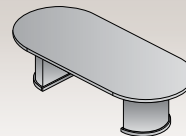
SON58
Round Table
42"Dia.x30"H
CU:13.3 WT:100.3
Consists of:
SON-58T,58B
List Price: **\$1340**



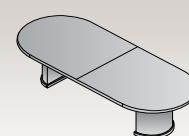
SON59
Round Table
48"Dia.x30"H
CU:17.8 WT:109.6
Consists of:
SON-59T,59/63B
List Price: **\$1580**



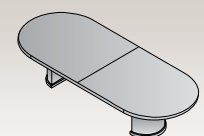
SON35
Conference Table
72"x36"x30"
CU:15.6 WT:210.1
Consists of:
SON-35T/S,35B
List Price: **\$2020**



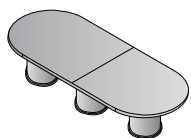
SON60
Conference Table
96"x42"x30"
CU:23.9 WT:205.5
Consists of:
SON-60T/S,60/61/62B
List Price: **\$2295**



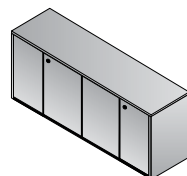
SON61
Conference Table
120"x48"x30"
CU:23.5 WT:275.6
Consists of:
SON-61T,61S,60/61/62B
List Price: **\$3230**



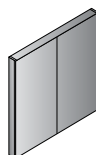
SON62
Conference Table
144"x48"x30"
CU:25.5 WT:310.9
Consists of:
SON-62T,62S,60/61/62B
List Price: **\$3910**



SON63
Conference Table
168"x48"x30"
CU:50.6 WT:394.8
Consists of:
SON-63T,59/63B (3 qty.)
List Price: **\$5145**



SON50
4 Door Credenza
72"x20"x29"
CU:8.6 WT:201.7
List Price: **\$2200**



SON100
Presentation Board
48"x48"x4"
CU:8.5 WT:110.2
List Price: **\$1605**
Ships Assembled



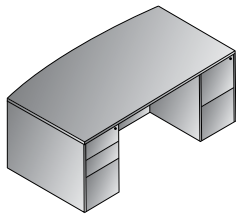
SON109



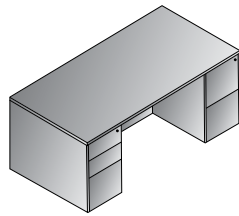
SON51



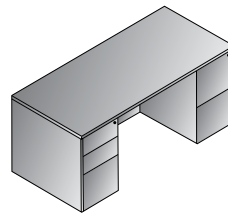
SON52



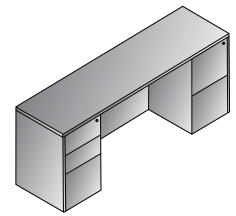
Bow Top Desk 72"x39"
SONTYP1
22 cu. ft. 336.2 lbs.
Consists of: SON-89,65,74
\$3,440



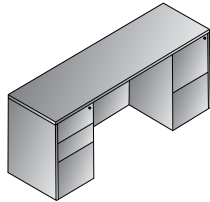
Double Pedestal Desk 72"x36"
SONTYP2
21.4 cu. ft. 321.9 lbs.
Consists of: SON-01,65,74
\$3,355



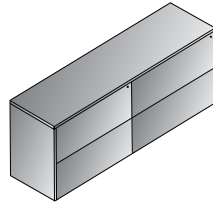
Double Pedestal Desk 66"x30"
SONTYP3
19.8 cu. ft. 281.1 lbs.
Consists of: SON-02,65,74
\$3,090



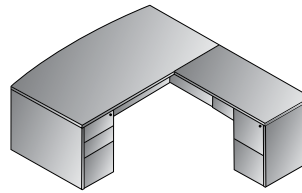
Kneespace Credenza 72"x20"
SONTYP5
16.6 cu. ft. 233.7 lbs.
Consists of: SON-43,66,75
\$2,565



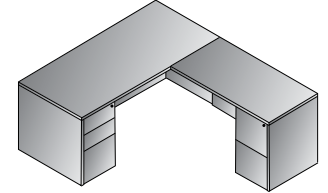
Kneespace Credenza 66x20
SONTYP6
16.2 cu. ft. 218.2 lbs.
Consists of: SON-11,66,75
\$2,510



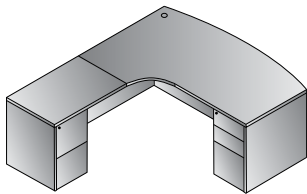
Double Lateral File Credenza 72"x20"
SONTYP7
28.8 cu. ft. 310.9 lbs.
Consists of: SON-43,68,68
\$4,085



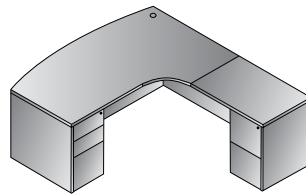
L Shape w/Bow Top Desk 72"x87"
SONTYP8
24.2 cu. ft. 404.6 lbs.
Consists of: SON-89,65,45,75
\$4,160



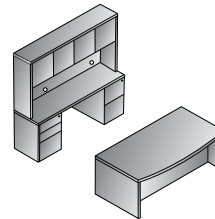
L Shape 66"x78"
SONTYP9
22 cu. ft. 349.5 lbs.
Consists of: SON-02,65,45,75
\$3,810



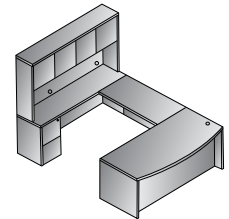
Left L Shape w/Curved Corner
72"x82"
SONTYP10L
24.9 cu. ft. 383.7 lbs.
Consists of: SON-87L,65,92,75
\$4,190



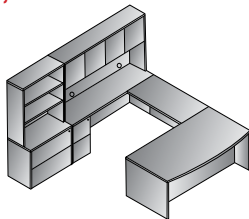
Right L Shape w/Curved Corner
72"x82"
SONTYP10R
24.9 cu. ft. 383.7 lbs.
Consists of: SON-87R,65,92,75
\$4,190



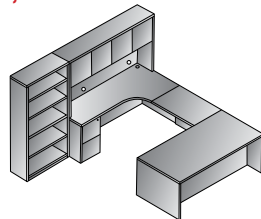
Executive Office
SONTYP11
46.6 cu. ft. 734.1 lbs.
Consists of: SON-89,65,74,43, 66,75,44
\$7,820



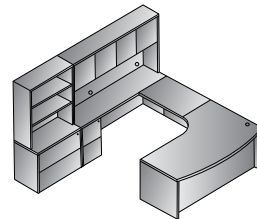
U Shape w/Hutch 72"x107"
SONTYP12
36.9 cu. ft. 674.6 lbs.
Consists of: SON-89,65,70, 43,75,44
\$6,990



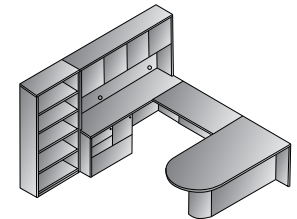
U w/Hutch + Storage 108"x107"
SONTYP13
55.6 cu. ft. 924.8 lbs.
Consists of: SON-89,65,70, 43,75,44,12,55
\$9,620



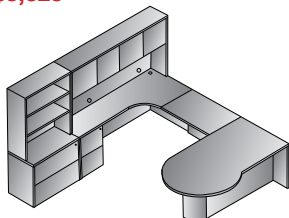
Left U Bookcase 108"x108"
SONTYP14L
45.2 cu. ft. 832.3 lbs.
Consists of: SON-01,65,93,82R, 75,44,56
\$8,760



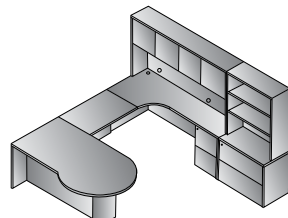
Left U w/Corner + Storage 108"x102"
SONTYP15L
56.7 cu. ft. 886.3 lbs.
Consists of: SON-87L,65,93, 43,75,44,12,55
\$9,680



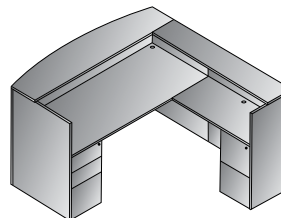
U w/Bullet + Bookcase 108"x104"
SONTYP16
45.3 cu. ft. 761.9 lbs.
Consists of: SON-47,70,43, 69,44,56
SON47 consists of: SON-47T,41/47B
\$8,575



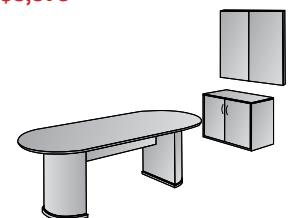
Left U w/P-Top + Storage 108"x114"
SONTYP17L
53.3 cu. ft. 816.7 lbs.
Consists of: SON-41R,93,82R, 75,44,12,55
SON41R consists of: SON-41TR,41/47B
\$9,010



Right U w/P-Top + Storage
108"x114"
SONTYP17R
53.3 cu. ft. 816.7 lbs.
Consists of: SON-41L,93,82L,75,44,12,55
SON41L consists of: SON-41TL,41/47B
\$9,010



Reception Station 72"x72"x43"H
SONTYP19
26.7 cu. ft. 487.9 lbs.
Consists of: SON-122,65,125, 75,124
\$5,230



Conference Group 3-Pcs.
SONTYP20
34.8 cu. ft. 427.3 lbs.
Consists of: SON-60,13,100
SON60 consists of: SON-60T/S,60/61/62B
\$5,300



Modular table components allow you to build tables as long as you want!

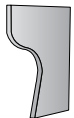


Rectangular Tops (Sold 1/Carton)

- SON-103** 3' Top 36W x 27D
Wt: 48.4 Cu: 2.1 **List: \$590**
- SON-104** 4' Top 48W x 27D
Wt: 66.0 Cu: 2.7 **List: \$865**
- SON-105** 5' Top 60W x 27D
Wt: 81.4 Cu: 3.4 **List: \$1065**
- SON-106** 6' Top 72W x 27D
Wt: 96.8 Cu: 4.0 **List: \$1305**



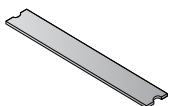
SON-116-2 Half-Round Table Ends
(Set of 2) 63W x 31D
Wt: 158.4 Cu: 7.1 **List: \$1785**



SON-102-2 Legs (Set of 2)
Wt: 55.0 Cu: 2.1 **List: \$590**



COVER PANELS Black Faux Leather
CP1 Cover Panels for Half-Round Ends
(Set of 2)
Wt: 0.5 Cu: 0.05 **List: \$35**



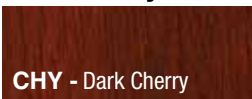
- CP3** 3' Wide Cover Panel Wt: 1.25 Cu: 0.2 **List: \$75**
- CP4** 4' Wide Cover Panel Wt: 1.5 Cu: 0.28 **List: \$115**
- CP5** 5' Wide Cover Panel Wt: 1.75 Cu: 0.35 **List: \$145**
- CP6** 6' Wide Cover Panel Wt: 2.0 Cu: 0.43 **List: \$175**



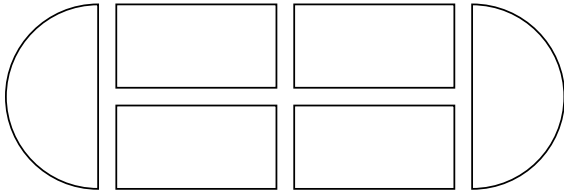
Includes built-in center cord-drop area shown without cover panels.
Optional cover panels shown in photo at top of page.

- Choose from 4 widths of rectangular tops and configure to infinite number of sizes
- Requires half-round table ends (63"x31") at each end
- Requires one Leg for each top connection and for each table end
- Standard 63" wide with built-in center cord-drop
- Optional Cover Panels enclose the center area; feature black faux leather
- See Configuration Guide on page 64

Finish Key



Configuration Guide



15' Table

List Price: **\$8,405**

704 lb. 29.1 cu ft

Consists of:

(4) SON-105

5' Top 60W x 27D

(4) SON-102-2

Legs (Set of 2)

(1) SON-116-2

Half-Round Table Ends

(Set of 2) 63W x 31D

17' Table

List Price: **\$9,365**

765.6 lb. 31.5 cu ft

Consists of:

(4) SON-106

6' Top 72W x 27D

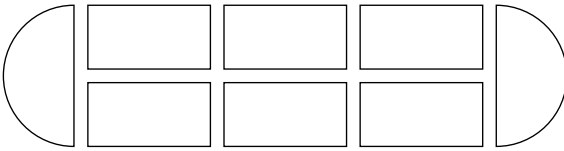
(4) SON-102-2

Legs (Set of 2)

(1) SON-116-2

Half-Round Table Ends

(Set of 2) 63W x 31D



16' Table

List Price: **\$9,375**

794.2 lb. 32.6 cu ft

Consists of:

(4) SON-104

4' Top 48W x 27D

(2) SON-103

3' Top 36W x 27D

(5) SON-102-2

Legs (Set of 2)

(1) SON-116-2

Half-Round Table Ends

(Set of 2) 63W x 31D

18' Table

List Price: **\$10,325**

860.2 lb. 35.2 cu ft

Consists of:

(4) SON-104

4' Top 48W x 27D

(2) SON-105

5' Top 60W x 27D

(5) SON-102-2

Legs (Set of 2)

(1) SON-116-2

Half-Round Table Ends

(Set of 2) 63W x 31D

19' Table

List Price: **\$10,725**

891 lb. 36.6 cu ft

Consists of:

(4) SON-105

5' Top 60W x 27D

(2) SON-104

4' Top 48W x 27D

(5) SON-102-2

Legs (Set of 2)

(1) SON-116-2

Half-Round Table Ends

(Set of 2) 63W x 31D

20' Table

List Price: **\$11,125**

921.8 lb. 38 cu ft

Consists of:

(6) SON-105

5' Top 60W x 27D

(5) SON-102-2

Legs (Set of 2)

(1) SON-116-2

Half-Round Table Ends

(Set of 2) 63W x 31D

21' Table

List Price: **\$11,685**

952.6 lb. 39 cu ft

Consists of:

(4) SON-106

6' Top 72W x 27D

(2) SON-104

4' Top 48W x 27D

(5) SON-102-2

Legs (Set of 2)

(1) SON-116-2

Half-Round Table Ends

(Set of 2) 63W x 31D

22' Table

List Price: **\$12,085**

983.4 lb. 40.4 cu ft

Consists of:

(4) SON-106

6' Top 72W x 27D

(2) SON-105

5' Top 60W x 27D

(5) SON-102-2

Legs (Set of 2)

(1) SON-116-2

Half-Round Table Ends

(Set of 2) 63W x 31D

23' Table

List Price: **\$12,565**

1014.2 lb. 41.6 cu ft

Consists of:

(6) SON-106

6' Top 72W x 27D

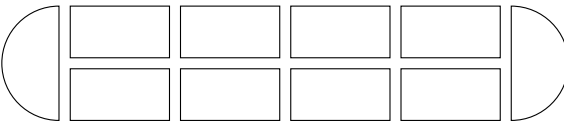
(5) SON-102-2

Legs (Set of 2)

(1) SON-116-2

Half-Round Table Ends

(Set of 2) 63W x 31D



25' Table

List Price: **\$13,845**

1139.6 lb. 46.9 cu ft

Consists of:

(8) SON-105

5' Top 60W x 27D

(6) SON-102-2

Legs (Set of 2)

(1) SON-116-2

Half-Round Table Ends

(Set of 2) 63W x 31D

27' Table

List Price: **\$14,805**

1201.2 lb. 49.3 cu ft

Consists of:

(4) SON-106

6' Top 72W x 27D

(4) SON-105

5' Top 60W x 27D

(6) SON-102-2

Legs (Set of 2)

(1) SON-116-2

Half-Round Table Ends

(Set of 2) 63W x 31D

29' Table

List Price: **\$15,765**

1262.8 lb. 51.7 cu ft

Consists of:

(8) SON-106

6' Top 72W x 27D

(6) SON-102-2

Legs (Set of 2)

(1) SON-116-2

Half-Round Table Ends

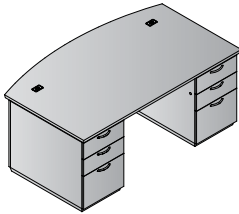
(Set of 2) 63W x 31D



Dress up any office with Tuxedo. Dark Roast contract-grade laminates are accented with Silver reveal and base trim, aluminum finish drawer pulls and frosted glass/aluminum frame modesty panels and hutch doors. Silver-finish dual-electric, dual-USB power unit is standard in all bridges, returns and table tops to instantly power office technology. Full depth pedestals and full-height modesty panels are standard. Pedestals include single-key, side locking. Modular table components create 42" round, 48" square and expandable rectangular conference tables. Tables feature standard dual-electric, dual-USB power unit with 3-way wire management in all table bases.

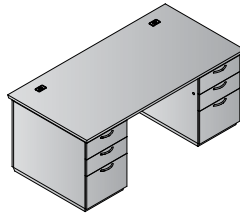


Tuxedo



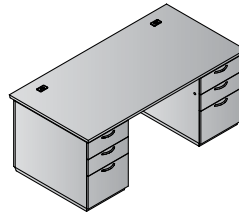
Bow Front Double Ped Desk 72x42
TUX-TYP1 \$2,810
 43.5 cu.ft. 392.4 lbs.

Consists of (3 cartons):
TUX-89 72x42 Bow Front Desk Set
 10.6 cu.ft. 127.9 lbs. \$760
TUX-65L Left BBF Pedestal
 16.4 cu.ft. 132.3 lbs. \$1,025
TUX-65R Right BBF Pedestal
 16.4 cu.ft. 132.3 lbs. \$1,025



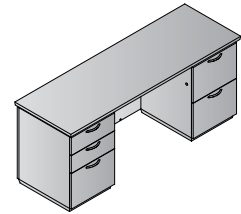
Double Pedestal Desk 72x36
TUX-TYP2 \$2,760
 43.5 cu.ft. 383.6 lbs.

Consists of (3 cartons):
TUX-01 72x36 Desk Set
 10.6 cu.ft. 119 lbs. \$710
TUX-65L Left BBF Pedestal
 16.4 cu.ft. 132.3 lbs. \$1,025
TUX-65R Right BBF Pedestal
 16.4 cu.ft. 132.3 lbs. \$1,025



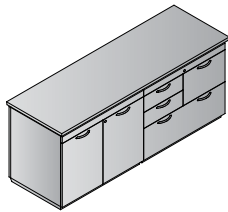
Double Pedestal Desk 66x30
TUX-TYP3 \$2,440
 36.1 cu.ft. 337.3 lbs.

Consists of (3 cartons):
TUX-02 66x30 Desk Set
 8.4 cu.ft. 99.2 lbs. \$590
TUX-63L Left BBF Pedestal
 13.9 cu.ft. 119 lbs. \$925
TUX-63R Right BBF Pedestal
 13.9 cu.ft. 119 lbs. \$925



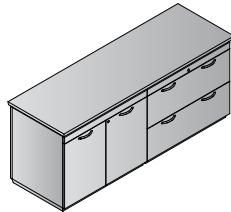
Double Pedestal Credenza 72x24
TUX-TYP5 \$2,300
 32.6 cu.ft. 440.9 lbs.

Consists of (3 cartons):
TUX-43 72x24 Credenza Set
 9.4 cu.ft. 233.7 lbs. \$660
TUX-66L Left BBF Return/Credenza Pedestal
 11.6 cu.ft. 114.6 lbs. \$820
TUX-75R Right FF Return/Credenza Pedestal
 11.6 cu.ft. 92.6 lbs. \$820



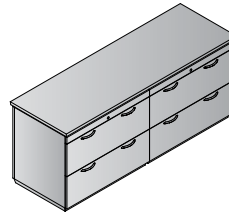
MultiFile/Storage Credenza 72x24
TUX-TYP204 \$3,110
 50.3 cu.ft. 573.2 lbs.

Consists of (3 cartons):
TUX-43 72x24 Credenza Set
 9.4 cu.ft. 233.7 lbs. \$660
TUX-69NT MultiFile Cabinet w/o Top
 20.2 cu.ft. 196.2 lbs. \$1360
TUX-13NT 2-Door Storage Cabinet w/o Top
 20.7 cu.ft. 143.3 lbs. \$1090



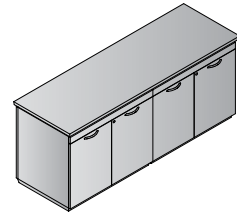
Lateral File/Storage Credenza 72x24
TUX-TYP205 \$3,060
 50.3 cu.ft. 540.1 lbs.

Consists of (3 cartons):
TUX-43 72x24 Credenza Set
 9.4 cu.ft. 233.7 lbs. \$660
TUX-12NT 2-Drawer Lateral File w/o Top
 20.2 cu.ft. 163.1 lbs. \$1310
TUX-13NT 2-Door Storage Cabinet w/o Top
 20.7 cu.ft. 143.3 lbs. \$1090



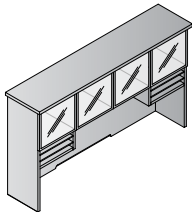
Double Lateral File Credenza 72x24
TUX-TYP206 \$3,280
 49.9 cu.ft. 560 lbs.

Consists of (3 cartons):
TUX-43 72x24 Credenza Set
 9.4 cu.ft. 233.7 lbs. \$660
TUX-12NT 2-Drawer Lateral File w/o Top
 20.2 cu.ft. 163.1 lbs. \$1310
TUX-12NT 2-Drawer Lateral File w/o Top
 20.2 cu.ft. 163.1 lbs. \$1310



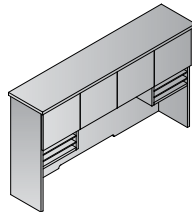
4-Door Storage Credenza 72x24
TUX-TYP207 \$2,840
 50.7 cu.ft. 520.3 lbs.

Consists of (3 cartons):
TUX-43 72x24 Credenza Set
 9.4 cu.ft. 233.7 lbs. \$660
TUX-13NT 2-Door Storage Cabinet w/o Top
 20.7 cu.ft. 143.3 lbs. \$1090
TUX-13NT 2-Door Storage Cabinet w/o Top
 20.7 cu.ft. 143.3 lbs. \$1090



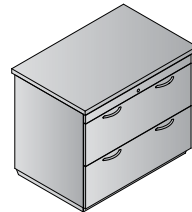
72" Hutch with Glass/Aluminum Doors 72x16x42H
TUX-42 \$1,740
 15.7 cu.ft. 176.4 lbs.

Consists of (2 cartons):
TUX-44H 72" Hutch w/o Doors
 13.6 cu.ft. 149.9 lbs. \$1385
TUX-4DG Glass/Aluminum Doors (Set of 4)
 2.0 cu.ft. 26.5 lbs. \$355

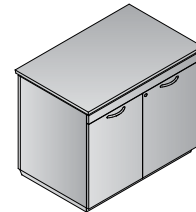


72" Hutch with Wood Doors 72x16x42H
TUX-44 \$1,540
 15.7 cu.ft. 176.4 lbs.

Consists of (2 cartons):
TUX-44H 72" Hutch w/o Doors
 13.6 cu.ft. 149.9 lbs. \$1385
TUX-4DW Wood Doors (Set of 4)
 2.0 cu.ft. 26.5 lbs. \$155



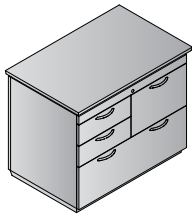
2-Drawer Lateral File 36x24x30H
TUX-12 \$1,410
 21.9 cu.ft. 163.1 lbs.



2-Door Storage Cabinet 36x24x30H
TUX-13 \$1,410
 25.0 cu.ft. 213.8 lbs.

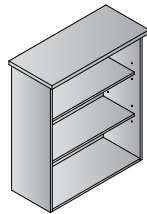
Consists of (2 cartons):
TUX-13NT 2-Door Storage Cabinet w/o Top
 20.7 cu.ft. 143.3 lbs. \$1090
TUX-169T 36x20x1H Top & Modesty Panel
 4.3 cu.ft. 70.5 lbs. \$320



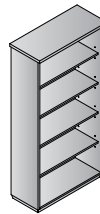


MultiFile Cabinet 36x24x30H
TUX-69 \$1,680
 24.6 cu.ft. 266.8 lbs.

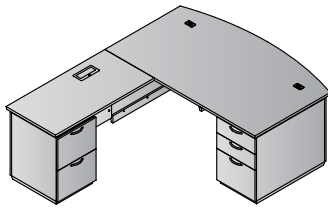
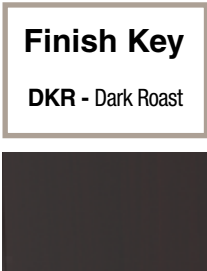
Consists of (2 cartons):
TUX-69NT 36x20x29 MultiFile Cabinet w/o Top
 20.2 cu.ft. 196.2 lbs. \$1360
TUX-169T 36x20x1H Top & Modesty Panel
 70.5 cu.ft. 4.3 lbs. \$320



3-Shelf Bookcase/Open Hutch 36x16x42H
TUX-55 \$665
 8.4 cu.ft. 112.4 lbs.

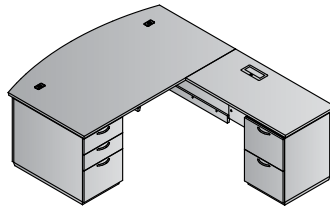


5-Shelf Bookcase 36x16x72H
TUX-56 \$1,050
 12.6 cu.ft. 176.4 lbs.



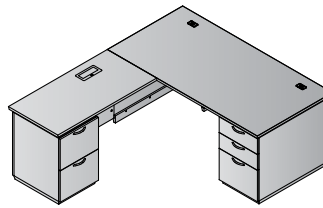
L-Shape w/Bow Front Desk + Left Return 72x90
TUX-TYP8L \$3,455
 48.9 cu.ft. 485 lbs.

Consists of (5 cartons):
TUX-89 72x42 Bow Front Desk Set
 10.6 cu.ft. 127.9 lbs. \$760
TUX-65R Right BBF Pedestal
 16.4 cu.ft. 132.3 lbs. \$1,025
TUX-71L Left False Pedestal
 5.7 cu.ft. 52.9 lbs. \$400
TUX-45L 48x24 Left Return Set
 4.6 cu.ft. 79.4 lbs. \$450
TUX-75L Left FF Return/Credenza Pedestal
 11.6 cu.ft. 92.6 lbs. \$820



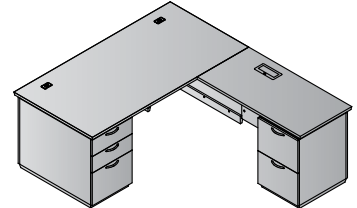
L-Shape w/Bow Front Desk + Right Return 72x90
TUX-TYP8R \$3,455
 48.9 cu.ft. 485 lbs.

Consists of (5 cartons):
TUX-89 72x42 Bow Front Desk Set
 10.6 cu.ft. 127.9 lbs. \$760
TUX-65L Left BBF Pedestal
 16.4 cu.ft. 132.3 lbs. \$1,025
TUX-71R Right False Pedestal
 5.7 cu.ft. 52.9 lbs. \$400
TUX-45R 48x24 Right Return Set
 4.6 cu.ft. 79.4 lbs. \$450
TUX-75R Right FF Return/Credenza Pedestal
 11.6 cu.ft. 92.6 lbs. \$820



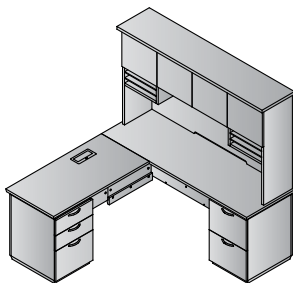
L-Shape w/Left Return 66x78
TUX-TYP9L \$3,175
 44.1 cu.ft. 443.1 lbs.

Consists of (5 cartons):
TUX-02 66x30 Desk Set
 8.4 cu.ft. 99.2 lbs. \$590
TUX-63R Right BBF Pedestal
 13.9 cu.ft. 119 lbs. \$925
TUX-67L Left False Pedestal
 5.7 cu.ft. 52.9 lbs. \$390
TUX-45L 48x24 Left Return Set
 4.6 cu.ft. 79.4 lbs. \$450
TUX-75L Left FF Return/Credenza Pedestal
 11.6 cu.ft. 92.6 lbs. \$820



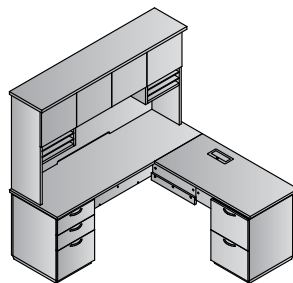
L-Shape w/Right Return 66x78
TUX-TYP9R \$3,175
 44.1 cu.ft. 443.1 lbs.

Consists of (5 cartons):
TUX-02 66x30 Desk Set
 8.4 cu.ft. 99.2 lbs. \$590
TUX-63L Left BBF Pedestal
 13.9 cu.ft. 119 lbs. \$925
TUX-67R Right False Pedestal
 5.7 cu.ft. 52.9 lbs. \$390
TUX-45R 48x24 Right Return Set
 4.6 cu.ft. 79.4 lbs. \$450
TUX-75R Right FF Return/Credenza Pedestal
 11.6 cu.ft. 92.6 lbs. \$820



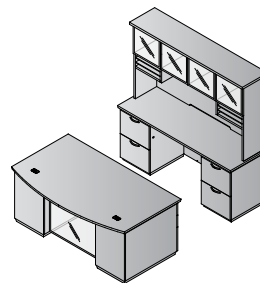
Left L + Hutch 72x72
TUX-TYP231L \$4,290
 52.9 cu.ft. 696.7 lbs.

Consists of (6 cartons):
TUX-43 72x24 Credenza Set
 9.4 cu.ft. 233.7 lbs. \$660
TUX-75R Right FF Return/Credenza Pedestal
 11.6 cu.ft. 92.6 lbs. \$820
TUX-45L 48x24 Left Return Set
 4.6 cu.ft. 79.4 lbs. \$450
TUX-66L Left BBF Return/Credenza Pedestal
 11.6 cu.ft. 114.6 lbs. \$820
TUX-44H 72" Hutch w/o Doors
 13.6 cu.ft. 149.9 lbs. \$1385
TUX-4DW Wood Doors (Set of 4)
 2.0 cu.ft. 26.5 lbs. \$155



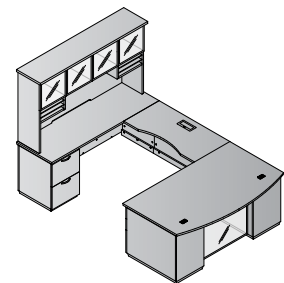
Right L + Hutch 72x72
TUX-TYP231R \$4,290
 52.9 cu.ft. 696.7 lbs.

Consists of (6 cartons):
TUX-43 72x24 Credenza Set
 9.4 cu.ft. 233.7 lbs. \$660
TUX-66L Left BBF Return/Credenza Pedestal
 11.6 cu.ft. 114.6 lbs. \$820
TUX-45R 48x24 Right Return Set
 4.6 cu.ft. 79.4 lbs. \$450
TUX-75R Right FF Return/Credenza Pedestal
 11.6 cu.ft. 92.6 lbs. \$820
TUX-44H 72" Hutch w/o Doors
 13.6 cu.ft. 149.9 lbs. \$1385
TUX-4DW Wood Doors (Set of 4)
 2.0 cu.ft. 26.5 lbs. \$155



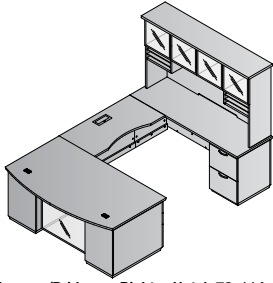
Double Pedestal Desk
TUX-TYP11G \$6,850
 91.7 cu.ft. 987.7 lbs.

Consists of (8 cartons):
TUX-89 72x42 Bow Front Desk Set
 10.6 cu.ft. 127.9 lbs. \$760
TUX-65L Left BBF Pedestal
 16.4 cu.ft. 132.3 lbs. \$1,025
TUX-65R Right BBF Pedestal
 16.4 cu.ft. 132.3 lbs. \$1,025
TUX-43 72x24 Credenza Set
 9.4 cu.ft. 233.7 lbs. \$660
TUX-75L Left FF Return/Credenza Pedestal
 11.6 cu.ft. 92.6 lbs. \$820
TUX-75R Right FF Return/Credenza Pedestal
 11.6 cu.ft. 92.6 lbs. \$820
TUX-44H 72" Hutch w/o Doors
 13.6 cu.ft. 149.9 lbs. \$1385
TUX-4DG Glass/Aluminum Doors (Set of 4)
 2.0 cu.ft. 26.5 lbs. \$355



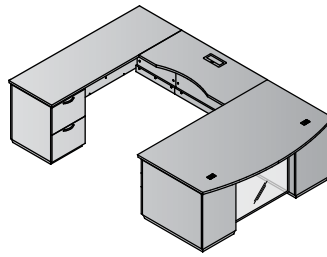
U-Shape w/Bridge on Left + Hutch 72x114
TUX-TYP12LG \$6,205
 76.2 cu.ft. 892.9 lbs.

Consists of (8 cartons):
TUX-89 72x42 Bow Front Desk Set
 10.6 cu.ft. 127.9 lbs. \$760
TUX-65R Right BBF Pedestal
 16.4 cu.ft. 132.3 lbs. \$1,025
TUX-71L Left False Pedestal
 5.7 cu.ft. 52.9 lbs. \$400
TUX-70 48x24 Bridge
 6.8 cu.ft. 77.2 lbs. \$800
TUX-43 72x24 Credenza Set
 9.4 cu.ft. 233.7 lbs. \$660
TUX-75L Left FF Return/Credenza Pedestal
 11.6 cu.ft. 92.6 lbs. \$820
TUX-44H 72" Hutch w/o Doors
 13.6 cu.ft. 149.9 lbs. \$1385
TUX-4DG Glass/Aluminum Doors (Set of 4)
 2.0 cu.ft. 26.5 lbs. \$355



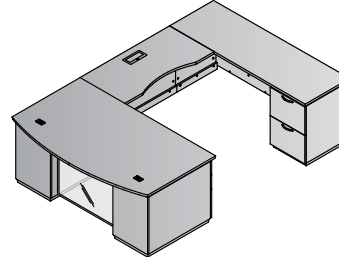
U-Shape w/Bridge on Right + Hutch 72x114
TUX-TYP12RG \$6,205
 76.2 cu.ft. 892.9 lbs.

Consists of (8 cartons):
TUX-89 72x42 Bow Front Desk Set
 10.6 cu.ft. 127.9 lbs. \$760
TUX-65L Left BBF Pedestal
 16.4 cu.ft. 132.3 lbs. \$1,025
TUX-71R Right False Pedestal
 5.7 cu.ft. 52.9 lbs. \$400
TUX-70 48x24 Bridge
 6.8 cu.ft. 77.2 lbs. \$800
TUX-43 72x24 Credenza Set
 9.4 cu.ft. 233.7 lbs. \$660
TUX-75R Right FF Return/Credenza Pedestal
 11.6 cu.ft. 92.6 lbs. \$820
TUX-44H 72" Hutch w/o Doors
 13.6 cu.ft. 149.9 lbs. \$1385
TUX-4DG Glass/Aluminum Doors (Set of 4)
 2.0 cu.ft. 26.5 lbs. \$355



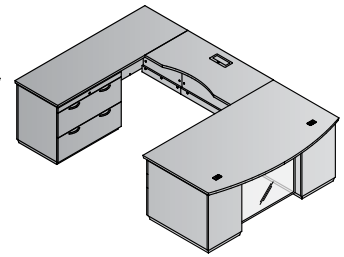
U-Shape w/Bridge on Left 72x114
TUX-TYP22L \$4,465
 60.5 cu.ft. 716.5 lbs.

Consists of (6 cartons):
TUX-89 72x42 Bow Front Desk Set
 10.6 cu.ft. 127.9 lbs. \$760
TUX-65R Right BBF Pedestal
 16.4 cu.ft. 132.3 lbs. \$1,025
TUX-71L Left False Pedestal
 5.7 cu.ft. 52.9 lbs. \$400
TUX-70 48x24 Bridge
 6.8 cu.ft. 77.2 lbs. \$800
TUX-43 72x24 Credenza Set
 9.4 cu.ft. 233.7 lbs. \$660
TUX-75L Left FF Return/Credenza Pedestal
 11.6 cu.ft. 92.6 lbs. \$820



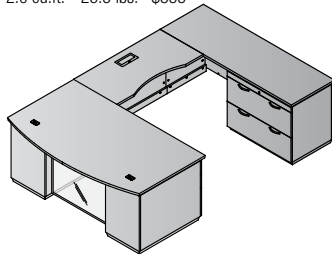
U-Shape w/Bridge on Right 72x114
TUX-TYP22R \$4,465
 60.5 cu.ft. 716.5 lbs.

Consists of (6 cartons):
TUX-89 72x42 Bow Front Desk Set
 10.6 cu.ft. 127.9 lbs. \$760
TUX-65L Left BBF Pedestal
 16.4 cu.ft. 132.3 lbs. \$1,025
TUX-71R Right False Pedestal
 5.7 cu.ft. 52.9 lbs. \$400
TUX-70 48x24 Bridge
 6.8 cu.ft. 77.2 lbs. \$800
TUX-43 72x24 Credenza Set
 9.4 cu.ft. 233.7 lbs. \$660
TUX-75R Right FF Return/Credenza Pedestal
 11.6 cu.ft. 92.6 lbs. \$820



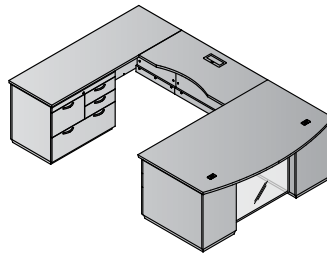
U-Shape w/Left Bridge+Lat. File Ped 72x114
TUX-TYP52L \$4,955
 69.1 cu.ft. 787.1 lbs.

Consists of (6 cartons):
TUX-89 72x42 Bow Front Desk Set
 10.6 cu.ft. 127.9 lbs. \$760
TUX-65R Right BBF Pedestal
 16.4 cu.ft. 132.3 lbs. \$1,025
TUX-71L Left False Pedestal
 5.7 cu.ft. 52.9 lbs. \$400
TUX-70 48x24 Bridge
 6.8 cu.ft. 77.2 lbs. \$800
TUX-43 72x24 Credenza Set
 9.4 cu.ft. 233.7 lbs. \$660
TUX-12NT 2-Drawer Lateral File w/o Top
 20.2 cu.ft. 163.1 lbs. \$1310



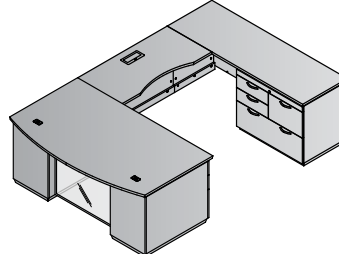
U-Shape w/Right Bridge+Lat. File Credenza Ped
TUX-TYP52R \$4,955
 69.1 cu.ft. 787.1 lbs.

Consists of (6 cartons):
TUX-89 72x42 Bow Front Desk Set
 10.6 cu.ft. 127.9 lbs. \$760
TUX-65L Left BBF Pedestal
 16.4 cu.ft. 132.3 lbs. \$1,025
TUX-71R Right False Pedestal
 5.7 cu.ft. 52.9 lbs. \$400
TUX-70 48x24 Bridge
 6.8 cu.ft. 77.2 lbs. \$800
TUX-43 72x24 Credenza Set
 9.4 cu.ft. 233.7 lbs. \$660
TUX-12NT 2-Drawer Lateral File w/o Top
 20.2 cu.ft. 163.1 lbs. \$1310



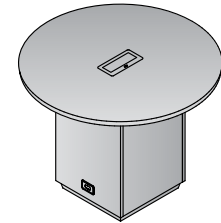
U-Shape w/Left Bridge+MultiFile Ped 72x114
TUX-TYP53L \$5,005
 69.1 cu.ft. 820.1 lbs.

Consists of (6 cartons):
TUX-89 72x42 Bow Front Desk Set
 10.6 cu.ft. 127.9 lbs. \$760
TUX-65R Right BBF Pedestal
 16.4 cu.ft. 132.3 lbs. \$1,025
TUX-71L Left False Pedestal
 5.7 cu.ft. 52.9 lbs. \$400
TUX-70 48x24 Bridge
 6.8 cu.ft. 77.2 lbs. \$800
TUX-43 72x24 Credenza Set
 9.4 cu.ft. 233.7 lbs. \$660
TUX-69NT MultiFile Cabinet w/o Top
 20.2 cu.ft. 196.2 lbs. \$1360



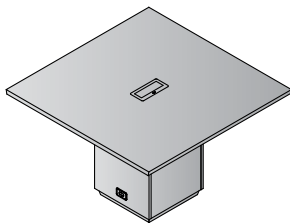
U-Shape w/Right Bridge+MultiFile Ped 72x114
TUX-TYP53R \$5,005
 69.1 cu.ft. 820.1 lbs.

Consists of (6 cartons):
TUX-89 72x42 Bow Front Desk Set
 10.6 cu.ft. 127.9 lbs. \$760
TUX-65L Left BBF Pedestal
 16.4 cu.ft. 132.3 lbs. \$1,025
TUX-71R Right False Pedestal
 5.7 cu.ft. 52.9 lbs. \$400
TUX-70 48x24 Bridge
 6.8 cu.ft. 77.2 lbs. \$800
TUX-43 72x24 Credenza Set
 9.4 cu.ft. 233.7 lbs. \$660
TUX-69NT MultiFile Cabinet w/o Top
 20.2 cu.ft. 196.2 lbs. \$1360



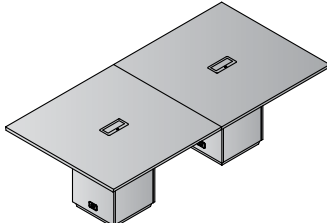
42" Round Table
TUX-58 \$1,060
 12.7 cu.ft. 110.2 lbs.

Consists of (2 cartons):
TUX-58RT 42" Round Top
 3.6 cu.ft. 48.5 lbs. \$600
TUX-5859B Base
 9.1 cu.ft. 61.7 lbs. \$460



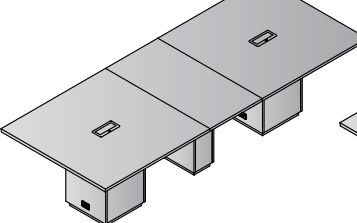
48" Square Table
TUX-59 \$1,160
 15.6 cu.ft. 132.3 lbs.

Consists of (2 cartons):
TUX-59ST 48" Square Top
 6.5 cu.ft. 70.5 lbs. \$700
TUX-5859B Base
 9.1 cu.ft. 61.7 lbs. \$460



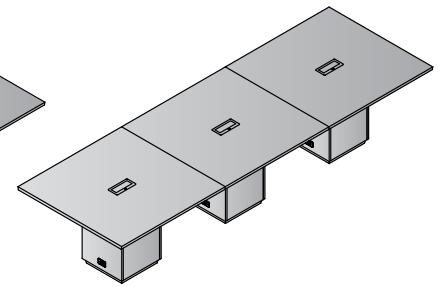
Rectangular Table 96x48x30H
TUX-60 \$2,320
 31.2 cu.ft. 264.6 lbs.

Consists of (4 cartons):
TUX-59ST 48" Square Top
 6.5 cu.ft. 70.5 lbs. \$700
TUX-59ST 48" Square Top
 6.5 cu.ft. 70.5 lbs. \$700
TUX-5859B Base
 9.1 cu.ft. 61.7 lbs. \$460
TUX-5859B Base
 9.1 cu.ft. 61.7 lbs. \$460



Rectangular Table 120x48x30H
TUX-61 \$2,895
 43.0 cu.ft. 370.4 lbs.

Consists of (5 cartons):
TUX-59ST 48" Square Top
 6.5 cu.ft. 70.5 lbs. \$700
TUX-59ST 48" Square Top
 6.5 cu.ft. 70.5 lbs. \$700
TUX-59E 24" Extension Top/Base
 11.8 cu.ft. 105.8 lbs. \$575
TUX-5859B Base
 9.1 cu.ft. 61.7 lbs. \$460
TUX-5859B Base
 9.1 cu.ft. 61.7 lbs. \$460

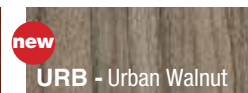
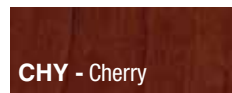



Rectangular Table 144x48x30H
TUX-62 \$3,480
 46.8 cu.ft. 396.8 lbs.

Consists of (6 cartons):
TUX-59ST 48" Square Top
 6.5 cu.ft. 70.5 lbs. \$700
TUX-59ST 48" Square Top
 6.5 cu.ft. 70.5 lbs. \$700
TUX-59ST 48" Square Top
 6.5 cu.ft. 70.5 lbs. \$700
TUX-59E 24" Extension Top/Base
 11.8 cu.ft. 105.8 lbs. \$575
TUX-5859B Base
 9.1 cu.ft. 61.7 lbs. \$460
TUX-5859B Base
 9.1 cu.ft. 61.7 lbs. \$460
TUX-5859B Base
 9.1 cu.ft. 61.7 lbs. \$460



Finish Key

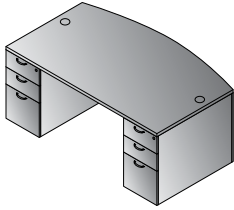


All Napa items have achieve GREENGUARD Certification

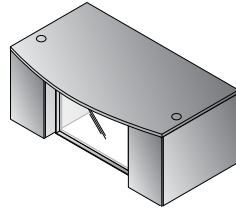
MPL:
stocked in NJ Only

STEP FRONT

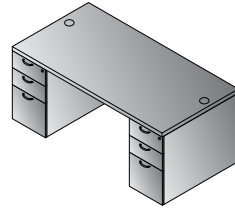
 <p>NAP201 Desk Top/Modesty Set 71"x36"x29" CU:3.6 WT:90.4 List Price: \$400</p>	 <p>NAP289 Bow Top/Modesty Set 72"x40"x29" CU:4.2 WT:94.8 List Price: \$450</p>	 <p>NAP200 Glass Modesty Panel for NAP201 & 289 Desk 40"x28"x1" CU:1.2 WT:35.3 List Price: \$220</p>	 <p>NAP265 36" Deep Desk Pedestal Box/Box/File 15.5"x35.3"x28" CU:10.2 WT:90.4 List Price: \$710 <i>Ships Assembled</i></p>	 <p>NAP271 36" Deep False Pedestal 15.5"x35.3"x28" CU:4.6 WT:39.7 List Price: \$290</p>	 <p>NAPT265 Top for NAP265 Pedestal (2-Pack) 15.6"x35.4"x1.1" CU:1.1 WT:17.6 List Price: \$165</p>	 <p>NAP202 Desk Top/Modesty Set 66"x30"x29" CU:2.8 WT:72.8 List Price: \$350</p>
 <p>NAP263 30" Deep Pedestal Box/Box/File 15.5"x29.8"x28" CU:8.7 WT:86 List Price: \$660 <i>Ships Assembled</i></p>	 <p>NAP267 30" Deep False Pedestal 15.5"x29.8"x28" CU:3.9 WT:35.3 List Price: \$265</p>	 <p>NAPT263 Top for NAP263 Pedestal (2-Pack) 15.6"x30"x1.1" CU:0.9 WT:15.4 List Price: \$145</p>				



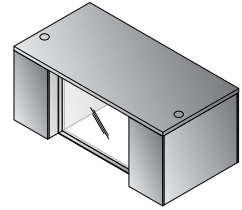
Bow Top Desk 71\"x40\"
NAPTYP201
 24.6 cu. ft. 275.6 lbs.
 Consists of: NAP-289,265 (2qty.)
\$1,870



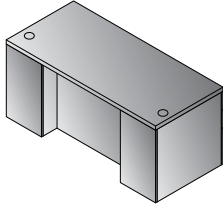
Bow Top Desk w/Glass Modesty Panel 71\"x40\"
NAPTYP201G
 25.8 cu. ft. 310.9 lbs.
 Consists of: NAP-289,200,265 (2qty.)
\$2,090



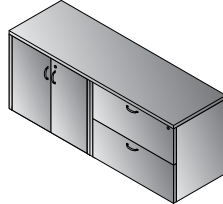
Double Pedestal Desk 71\"x36\"
NAPTYP202
 24 cu. ft. 271.2 lbs.
 Consists of: NAP-201,265 (2qty.)
\$1,820



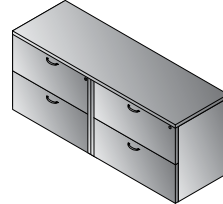
Double Pedestal Desk w/Glass Modesty Panel 71\"x36\"
NAPTYP202G
 25.3 cu. ft. 306.4 lbs.
 Consists of: NAP-201,200,265 (2qty.)
\$2,040



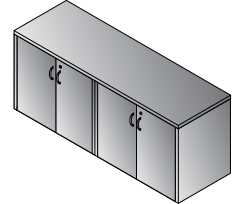
Double Pedestal Desk 66\"x30\"
NAPTYP203
 20.3 cu. ft. 244.7 lbs.
 Consists of: NAP-202,263 (2qty.)
\$1,670



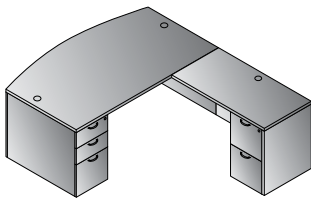
Combo Credenza 71\"x23\"
NAPTYP205
 21.5 cu. ft. 316.4 lbs.
 Consists of: NAP-T1213,12,13
\$1,550



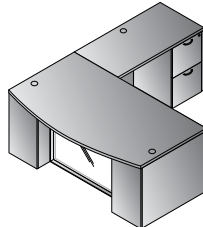
Double Lateral File Credenza 71\"x23\"
NAPTYP206
 32 cu. ft. 348.3 lbs.
 Consists of: NAP-T1213,12 (2qty.)
\$1,835



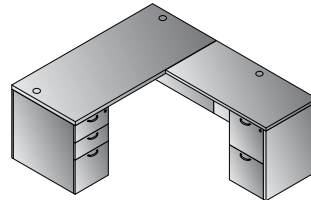
4-Door Storage Credenza 71\"x23\"
NAPTYP207
 10.9 cu. ft. 284.5 lbs.
 Consists of: NAP-T1213,13 (2qty.)
\$1,265



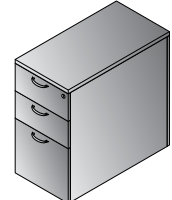
L-Shape w/Bow Top Desk 71\"x88\"
NAPTYP208
 29.7 cu. ft. 389.2 lbs.
 Consists of: NAP-289,265,271,45,74
\$2,350



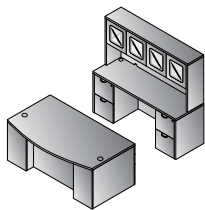
L-Shape w/Bow Top Desk and Glass Modesty Panel 71\"x88\"
NAPTYP208G
 30.9 cu. ft. 420.1 lbs.
 Consists of: NAP-289,200,265,271,45,74
\$2,570



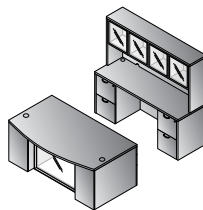
L-Shape 66\"x78\"
NAPTYP209
 26.2 cu. ft. 358.3 lbs.
 Consists of: NAP-202,263,267,45,74
\$2,175



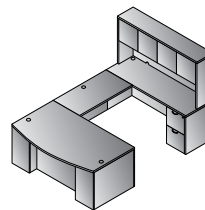
30\"D Freestanding Pedestal
NAPTYP263
 9.6 cu. ft. 101.4 lbs.
 Consists of: NAP-263,T263
\$805



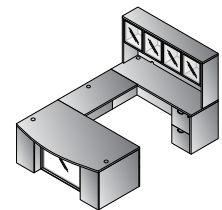
Executive Office
NAPTYP211
 49.5 cu. ft. 684.6 lbs.
 Consists of: NAP-289,265 (2qty.)
 43,74, (2qty.),41
 NAP41 consists of: NAP-44H,4DC
\$4,055



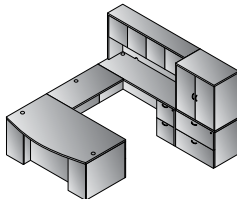
Executive Office w/Glass Modesty Panel
NAPTYP211G
 51 cu. ft. 719.9 lbs.
 Consists of: NAP-289,200,265 (2qty.)
 43,74, (2qty.),42
 NAP42 consists of: NAP-44H,4DG
\$4,290



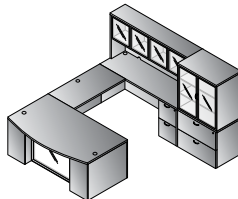
U-Shape with Hutch 71\"x112\"
NAPTYP212
 40 cu. ft. 631.8 lbs.
 Consists of: NAP-289,265,271
 70,43,74,44
 NAP44 consists of: NAP-44H,4DW
\$3,355



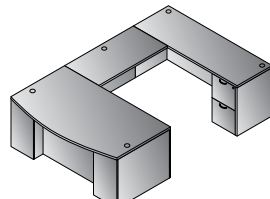
U-Shape w/Hutch & Glass Modesty Panel 71\"x112\"
NAPTYP212G
 41.5 cu. ft. 662.7 lbs.
 Consists of: NAP-289,200,265,271,
 70,43,74,42
 NAP42 consists of: NAP44H,4DG
\$3,640



U-Shape w/Hutch + File Storage 107\"x112\"
NAPTYP213
 61 cu. ft. 936.1 lbs.
 Consists of: NAP-289,265,271,70,43,
 74,44,12,212DW
 NAP44 consists of: NAP-44H,4DW
 NAP212DW consists of: NAP-212H,2DW
\$4,935



U-Shape w/Hutch + File Storage & Glass Modesty Panel 107\"x112\"
NAPTYP213G
 62.7 cu. ft. 968 lbs.
 Consists of: NAP-289,200,265,271
 70,43,74,42,12,212DG
 NAP42 consists of: NAP-44H,4DG
 NAP212DG consists of: NAP-212H,2DG
\$5,320



U-Shape 71\"x112\"
NAPTYP222
 34.0 cu. ft. 491.8 lbs.
 Consists of: NAP-289,265,271,70,43,74
\$2,695

Finish Key

- CHY** - Cherry
- ESP** - Espresso
- MAH** - Mahogany
- MPL** - Maple
(stocked in NJ only)
- URB** - Urban Walnut
(stocked in CA & NJ only)

Modular laminate casegoods provide extensive selection, capability and value. Enter Napa in Cherry, Espresso, Mahogany, Maple and Urban Walnut wood grain laminates. Impact-resistant 3mm PVC edges feature wood grain design and tri-groove design detail. From executive and management offices to task environments and high-density areas, Napa excels for today's businesses. Napa complies with ANSI/BIFMA standards.



All Napa items have achieved GREENGUARD Certification

MPL:
stocked in NJ Only

Finish Key

ESP - Espresso

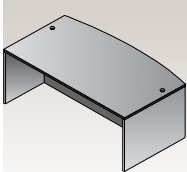
MAH - Mahogany

CHY - Cherry

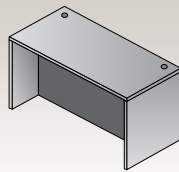
new
URB - Urban Walnut

MPL - Maple

DESKS



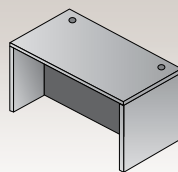
NAP89
Bow Desk Shell
71"x41"x29"
CU:7.3 WT:173.1
List Price: **\$665**



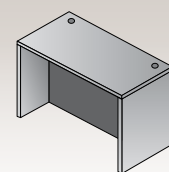
NAP01
Desk Shell
70.5"x36.5"x29"
CU:6.4 WT:162.0
List Price: **\$575**



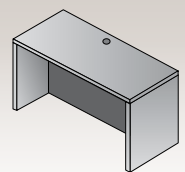
NAP88
Glass Modesty Panel
Fits NAP89 & NAP01
69"x28"x1" CU:2.1
WT:56.2 Use: NAP85 & NAP 86 Pedestals
List Price: **\$290**



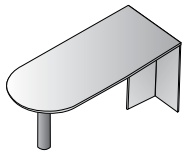
NAP02
Desk Shell
66"x30"x29"
CU:5.1 WT:135.6
List Price: **\$475**



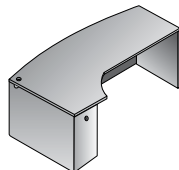
NAP03
Desk Shell
60"x30"x29"
CU:4.6 WT:127.9
List Price: **\$450**




NAP21
Desk Shell
48"x30"x29"
CU:4.8 WT:110.2
List Price: **\$440**



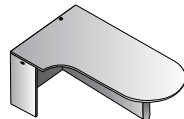
NAP47
Bullet
71"x36"x29"
CU:6.6 WT:116.8
Consists of:
NAP-47T, 47PBLK
List Price: **\$585**



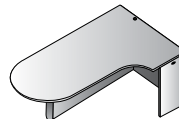
NAP87L
Left Corner Desk
71"x30"/48"x29"
CU:8.4 WT:184.1
List Price: **\$760**



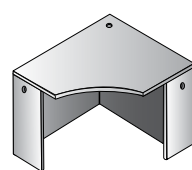
NAP87R
Right Corner Desk
71"x30"/48"x29"
CU:8.4 WT:184.1
List Price: **\$760**



NAP57L
Left Computer Corner Bullet
71"x30"/42"x29"
CU:8.2 WT:145.5
Consists of: NAP57TL, 57P-BLK
List Price: **\$740**

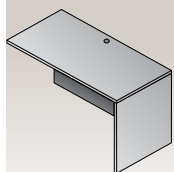


NAP57R
Right Computer Corner Bullet
71"x30"/42"x29"
CU:8.2 WT:145.5
Consists of: NAP57TR, 57P-BLK
List Price: **\$740**
Not Available in Maple

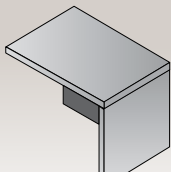


NAP83
Corner Unit
42"x42"x29"
CU:5.0 WT:125.7
List Price: **\$465**

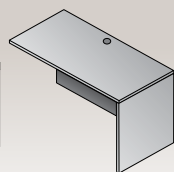
RETURNS



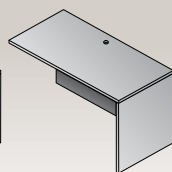
NAP45
Return Shell
47"x23.5"x29"
CU:3.8 WT:90.4
List Price: **\$375**



NAP96
Return Shell
42"x23.5"x29"
CU:3.2 WT:81.0
List Price: **\$340**



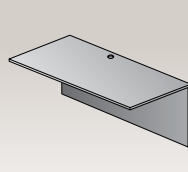
NAP46
Return Shell
42"x20"x29"
CU:3.4 WT:88.2
List Price: **\$315**



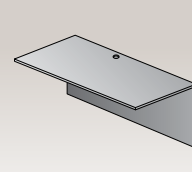
NAP92
Return Shell
36"x23.5"x29"
CU:2.9 WT:73.9
List Price: **\$295**

**Use with NAP76 Ped

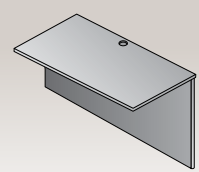
BRIDGES



NAP70
Bridge
47"x23.5"x29"
CU:2.8 WT:70.5
List Price: **\$295**

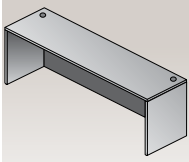


NAP98
Bridge
42"x23.5"x29"
CU:2.5 WT:63
List Price: **\$275**

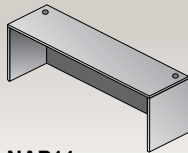


NAP93
Bridge
35"x23.5"x29"
CU:2.2 WT:56.2
List Price: **\$240**

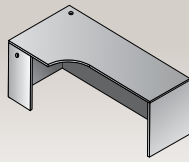
CREDENZAS



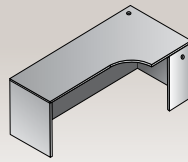
NAP43
Credenza Shell
71"x24"x29"
CU:5.1 WT:122.4
List Price: \$425



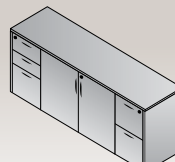
NAP11
Credenza Shell
66"x24"x29"
CU:4.6 WT:116.6
List Price: \$395



NAP82L
Left Corner Credenza
71"x36"x29"
CU:6.4 WT:148.8
List Price: \$615

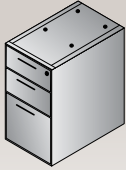


NAP82R
Right Corner Credenza
71"x36"x29"
CU:6.4 WT:148.8
List Price: \$615
Not Available in Maple

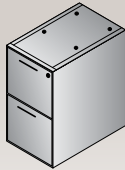


NAP10
Storage Credenza
72"x22"x29"
CU:30.6 WT:220.0
List Price: \$1925

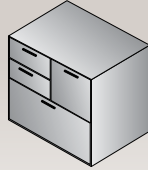
PEDESTALS



NAP65
BBF Ped-Desk
15.5"x22"x28"
CU:7.0 WT:78.3
List Price: \$555
Ships Assembled



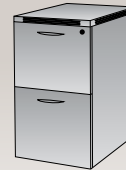
NAP74
FF Ped-Desk
15.5"x22"x28"
CU:7.0 WT:73.9
List Price: \$525
Ships Assembled



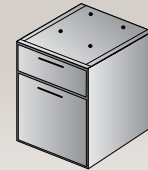
NAP69
MultiFile Ped
31"x23"x29"
CU:13.6 WT:154.3
List Price: \$1040
Ships Assembled



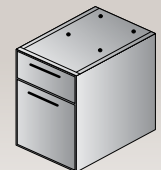
NAP85
Mobile BBF Ped
14"x22"x27H"
CU:7.0 WT:73.9
List Price: \$735
Ships Assembled, except casters



NAP86
Mobil FF Ped
14"x22"x27H"
CU:7.0 WT:73.9
List Price: \$735
Ships Assembled, except casters

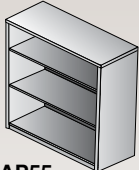


NAP76
Hanging Ped-20" Return
15.5"x18.5"x21"
CU:4.5 WT:50.7
List Price: \$425
Ships Assembled Use with NAP46

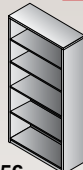


NAP80
Hanging Ped-Desk
15.5"x22"x21"
CU:5.3 WT:60.6
List Price: \$425
Ships Assembled

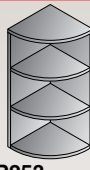
STORAGE & FILING



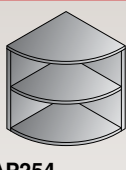
NAP55
3-Shelf Bookcase
36"x14"x42"
CU:4.4 WT:98.1
List Price: \$425



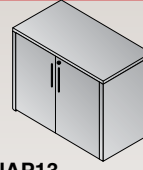
NAP56
5-Shelf Bookcase
36"x14"x65"
CU:6.8 WT:149.9
List Price: \$585



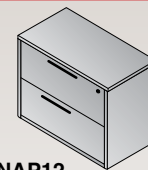
NAP253
36" H Quarter-Round Open Hutch 15Wx15D
15"x15"x36"
CU:1.7 WT:41.9
List Price: \$275



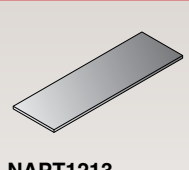
NAP254
29" H Quarter-Round Bookcase 24Wx24D
24"x24"x29"
CU:2.5 WT:61.7
List Price: \$350



NAP13
Storage Cabinet
36"x22"x29"
CU:5.5 WT:117.9
List Price: \$520



NAP12
Lateral File
36"x22"x29"
CU:15.5 WT:149.9
List Price: \$805
Ships Assembled



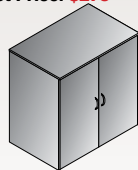
NAPT1213
NAP12/13 Combo Top
71"x22.5"
CU:0.9 WT:48.5
List Price: \$225



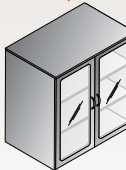
NAP109
Four-Drawer Lateral File
36"x22"x56"
CU:28.5 WT:235
List Price: \$1855
Ships Assembled



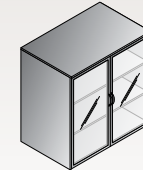
NAP152
Storage Cabinet w/Wood Doors
22.5"x24"x65"
CU:23.5 WT:186.6
List Price: \$1425
Ships Assembled



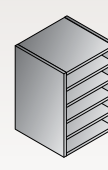
NAP212DW
37" H Storage Cabinet w/Wood Doors
36"x22"x37"
CU:5.5 WT:154.3
Consists of: NAP-212H,2DW
List Price: \$775
Use Freestanding or with NAP12



NAP212DC
37" H Storage Cabinet w/Glass/Wood Doors
36"x22"x37"
CU:5.7 WT:155.4
Consists of: NAP-212H,2DC
List Price: \$825
Use Freestanding or with NAP12

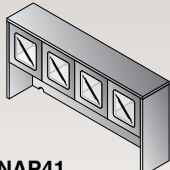


NAP212DG
37" H Storage Cabinet w/Glass/Alum. Doors
36"x22"x37"
CU:5.7 WT:155.4
Consists of: NAP-212H,2DG
List Price: \$875
Use Freestanding or with NAP12

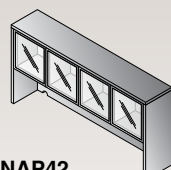


NAP-VO-BLK
Vertical Organizer, Black
12.5"x12.5"x18.5"
CU:0.8 WT:26.5
List Price: \$140

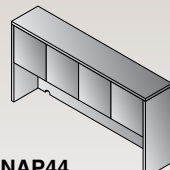
HUTCHES



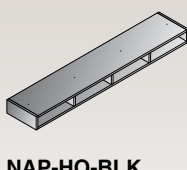
NAP41
Overhead with Wood/Glass Doors
71"x15"x36"
CU:6.3 WT:140
Consists of: NAP-44H,4DC
List Price: \$710



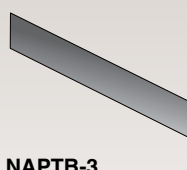
NAP42
Overhead with Glass Doors
71"x15"x36"
CU:6.5 WT:136
Consists of: NAP-44H,4DG
List Price: \$725



NAP44
Overhead Storage
71"x15"x36"
CU:6.2 WT:141.0
Consists of: NAP-44H,4DW
List Price: \$660



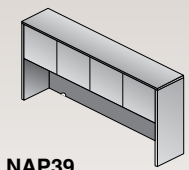
NAP-HO-BLK
Horizontal Organizer, Black
Fits NAP41, 42 & 44
68.7"x13"x5"
CU:3.3 WT:38.6
Ships Assembled
List Price: \$225



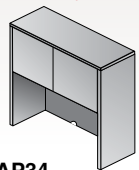
NAPT B-3
Tackboard for NAP42/44
SON44, KEN42/44
65"x17.5"
Black Fabric
CU:1.2 WT:15
List Price: \$180



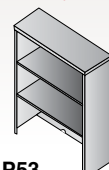
Tackboard Custom Fabric
NAPT B
(Specify Fabric)
Grade A \$250
Grade B \$270
Grade C \$295
Grade R \$320



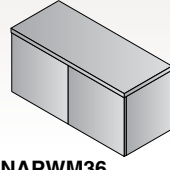
NAP39
Overhead Storage
66"x15"x36"
CU:5.7 WT:132.0
List Price: \$575



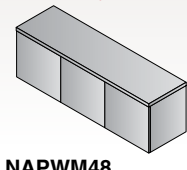
NAP34
Hutch with Doors
48"x15"x36"
CU:4.2 WT:101.4
List Price: \$500
Not Available in Maple




NAP53
Open Hutch
36"x14"x36"
CU:3.9 WT:81.6
List Price: \$350



NAPWM36
Wall-Mount Overhead
36"x15"x17"
CU:6.7 WT:55
List Price: \$395
Ships Assembled



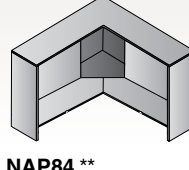
NAPWM48
Wall-Mount Overhead
48"x15"x17"
CU:8.8 WT:70.4
List Price: \$500
Ships Assembled



NAPWM36DG
Wall-Mount Overhead with Glass Doors
36"x15"x17"
CU:2.2 WT:54
Consists of: NAPWM36H,NAPWMDG
List Price: \$425

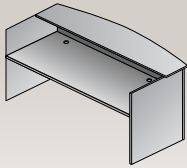


NAPWM48DG
Wall-Mount Overhead with Glass Doors
48"x15"x17"
CU:2.7 WT:72
Consists of: NAPWM48H,NAPWMDG
List Price: \$525

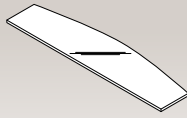


NAP84 **
Corner Hutch
42"x42"x36"
CU:7.1 WT:142.2
List Price: \$680
Not Available in Espresso and Maple

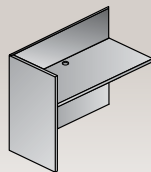
RECEPTION



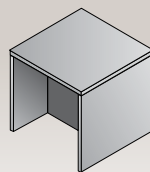
NAP122
Reception Desk Shell
71"x30"/36"x42"
CU:8.3 WT:207.2
List Price: \$795



NAP123
Glass Floating Top
Fits NAP122
71"x17.5"x0.5"
CU:2.1 WT:79.4
List Price: \$460



NAP125
Reception Return
Shell
42"x24"x41"
CU:4.1 WT:100.3
List Price: \$400



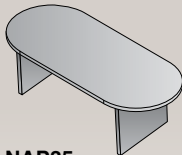
NAP20
End Table
24"x24"x20"
CU:2.0 WT:49.6
List Price: \$295

Finish Key

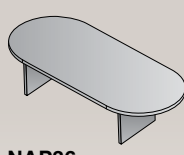
CHY - Cherry **ESP** - Espresso
MAH - Mahogany **MPL** - Maple
(stocked in NJ only)

URB - Urban Walnut
(stocked in CA & NJ only)

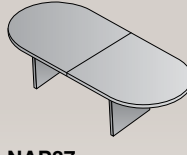
CONFERENCE



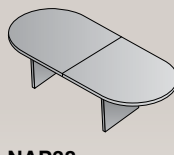
NAP35
Conference Table
71"x35"x29"
CU:6.7 WT:138.9
List Price: \$645



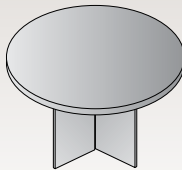
NAP36
Conference Table
95"x44"x29"
CU:10.8 WT:189.6
List Price: \$835



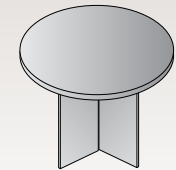
NAP37
Conference Table
120"x48"x29"
CU:11.3 WT:246.9
Consists of:
NAP-37T,37S
List Price: \$1145



NAP38
Conference Table
144"x48"x29"
CU: 14.2 WT: 321.2
Consists of:
NAP-38T,38S
List Price: \$1815



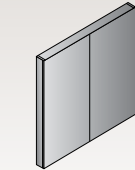
NAP23
Round Table
47"Dia.x29"H
CU:6.8 WT:109.1
List Price: \$645



NAP27
Round Table
42"Dia.x29"H
CU:5.4 WT:94.8
List Price: \$555



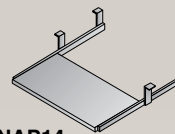
NAP33
36" Round Table
Black Metal Base
36"Dia.x29"H
CU:3.1 WT:58.4
Consists of:
NAP-33T,33B
List Price: \$450



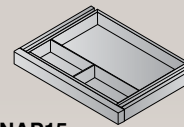
NAP100
Presentation Board
48"x48"
CU:8.5 WT:101.4
List Price: \$685
Ships Assembled



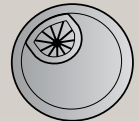
ACCESSORIES



NAP14
Keyboard Tray
26"x12"
CU:0.6 WT:13.2
List Price: \$85



NAP15
Center Drawer
20"x15"
CU:0.8 WT:8.8
List Price: \$85



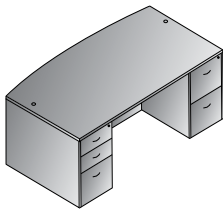
NAP-GM
Metallic Grommets
(5-Pack)
2.5"x2.5"x1"
CU:0.02 WT:0.05
List Price: \$90



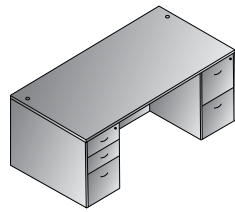
NAP-PM
Metallic Drawer Pulls
(10-Pack)
4"x1"x0.5"
CU:0.005 WT:0.01
List Price: \$90



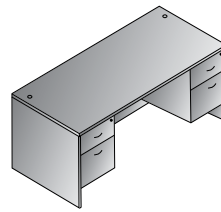
LK1-GC
Lock Core with Keys
\$15 List
KC-GC Change Key
\$8 List
KM-GC Master Key
\$8 List



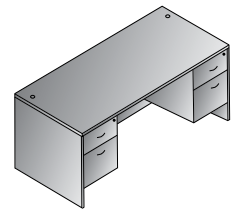
Bow Top Desk 71"x41"
NAPTYP1
 21.3 cu. ft. 325.3 lbs.
 Consists of: NAP-89,65,74
\$1,745



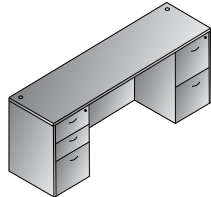
Double Pedestal Desk 71"x35"
NAPTYP2
 20.4 cu. ft. 314.2 lbs.
 Consists of: NAP-01,65,74
\$1,655



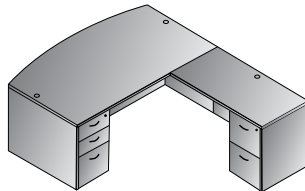
Double Pedestal Desk 66"x30"
NAPTYP3
 15.7 cu. ft. 256.8 lbs.
 Consists of: NAP-02,80,80
\$1,325



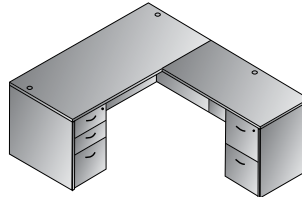
Double Pedestal Desk 60"x30"
NAPTYP4
 15.2 cu. ft. 249.1 lbs.
 Consists of: NAP-03,80,80
\$1,300



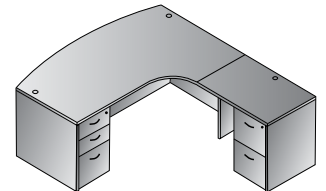
Kneespace Credenza 72"x24"
NAPTYP5
 19.1 cu. ft. 274.6 lbs.
 Consists of: NAP-43,65,74
\$1,505



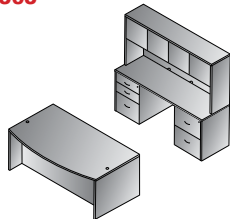
L Shape w/Bow Top Desk 71"x89"
NAPTYP8
 25.1 cu. ft. 415.7 lbs.
 Consists of: NAP-89,65,45,74
\$2,120



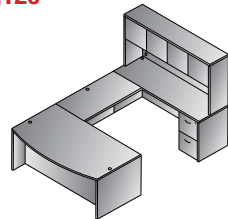
L Shape 66"x78"
NAPTYP9
 22.9 cu. ft. 378.2 lbs.
 Consists of: NAP-02,65,45,74
\$1,930



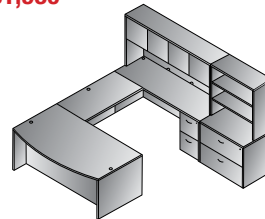
Right L Shape w/Curved Corner 71"x83"
NAPTYP10R
 25.3 cu. ft. 410.2 lbs.
 Consists of: NAP-87R,65,92,74
\$2,135



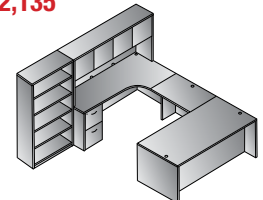
Executive Office NAPTY11
 47.3 cu. ft. 739.9 lbs.
 Consists of: NAP-89,65,74,43, 65,74,44
 NAP44 consists of: NAP-44H,4DW
\$3,910



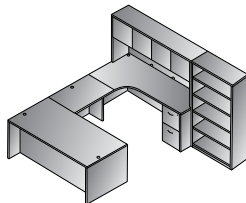
U Shape w/Hutch 71"x113" NAPTY12
 36.1 cu. ft. 658.2 lbs.
 Consists of: NAP-89,65,70,43, 74,44
 NAP44 consists of: NAP-44H,4DW
\$3,125



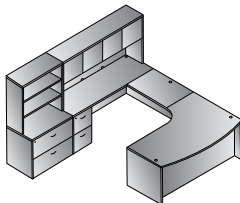
U Shape w/Hutch + Storage 108"x113" NAPTY13
 55.5 cu. ft. 889.7 lbs.
 Consists of: NAP-89,65,70,43,74,44,12,53
 NAP44 consists of: NAP-44H,4DW
\$4,280



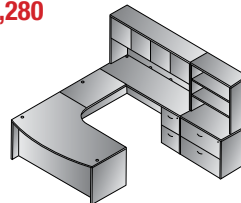
Left U + Bookcase 107"x107" NAPTY14L
 42.7 cu. ft. 809.1 lbs.
 Consists of: NAP-01,65,93, 82R,74,44,56
 NAP44 consists of: NAP-44H,4DW
\$3,755



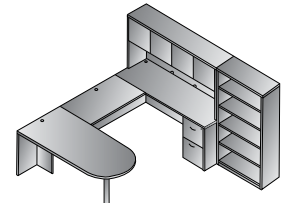
Right U + Bookcase 107"x107" NAPTY14R
 42.7 cu. ft. 809.1 lbs.
 Consists of: NAP-01,65,93, 82L,74,44,56
 NAP44 consists of: NAP-44H,4DW
\$3,755



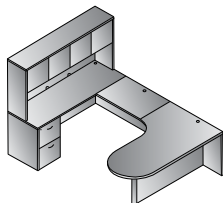
Left U w/Corner + Storage 107"x107" NAPTY15L
 56.0 cu. ft. 886.4 lbs.
 Consists of: NAP-87L,65,93,43,74,44,12,53
 NAP44 consists of: NAP-44H,4DW
\$4,320



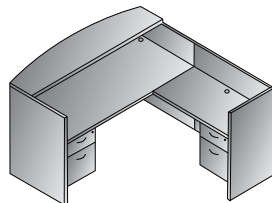
Right U w/Corner + Storage 107"x107" NAPTY15R
 56.0 cu. ft. 886.4 lbs.
 Consists of: NAP-87R,65,93,43, 74,44,12,53
 NAP44 consists of: NAP-44H,4DW
\$4,320



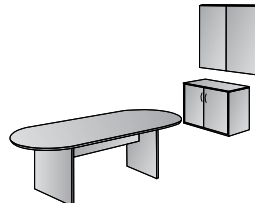
U w/Bullet + Bookcase 107"x108" NAPTY16
 35.2 cu. ft. 673.5 lbs.
 Consists of: NAP-47,70,43, 74,44,56
 NAP44 consists of: NAP-44H,4DW
 NAP47 consists of: NAP-47T,47PBLK
\$3,075



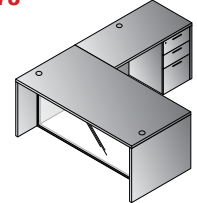
U w/Left Corner Bullet 71"x101" NAPTY18L
 29.4 cu. ft. 538 lbs.
 Consists of: NAP-57L,93,43,74,44
 NAP44 consists of: NAP-44H,4DW
 NAP57L consists of: NAP-57TL,57PBLK
\$2,590



Reception Station 71"x77"x42" NAPTY19
 22.2 cu. ft. 418.8 lbs.
 Consists of: NAP-122,80,125,76
\$2,045



Conference Group 3-Pcs. NAPTY20
 24.8 cu. ft. 408.9 lbs.
 Consists of: NAP-36,13,100
\$2,040



L-Shape w/Glass Modesty Panel 71"x84" NAPTY29G
 19.3 cu. ft. 386.9 lbs.
 Consists of: NAP-01,45,65,88
\$1,795

Casegoods IN STOCK / MPL in NJ only

All Napa items have achieved GREENGUARD Certification



Lodi combines open, contemporary appearance and modern quality details with space-saving, budget-saving solutions. The ¾ modesty panels provide easy access to wall outlets. Full-width cord-drop on all hutches for cord management. New 60" wide desk, credenza and open overhead for compact offices. New laminate frame/glass doors for Lodi/Napa 72" overheads. The new contemporary, clean-grain design Urban Walnut features an embossed wood-like finish. Cherry and Espresso match Napa laminates for mix/match opportunities.

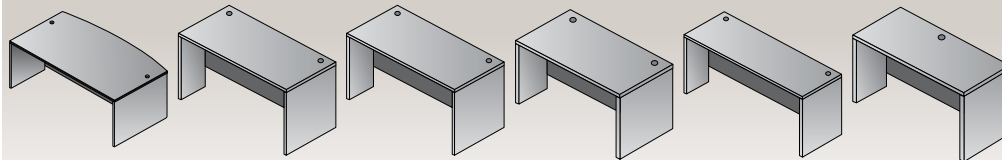
Finish Key

-  **ESP**
- Espresso
-  **URB**
- Urban Walnut
-  **CHY**
- Cherry
-  **CNC**
- Cognac

*Cognac:
New Jersey Only

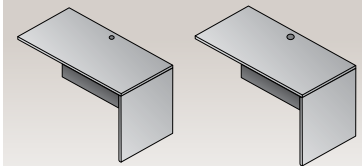


DESKS



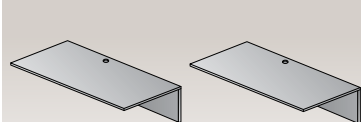
- LOD89 Bow Top Desk Shell**
71"x40"x29"
CU:4.8 WT:127.6
List Price: \$550
Phase Out
- LOD01 Desk Shell**
71"x35"x29"
CU:4.2 WT:121
List Price: \$480
- LOD101 Desk Shell**
71"x30"x29"
CU:3.8 WT:107.8
List Price: \$450
- LOD02 Desk Shell**
66"x30"x29"
CU:3.3 WT:101.2
List Price: \$415
- LOD03 Desk Shell**
60"x30"x29"
CU:3.0 WT:94.6
List Price: \$385
- LOD22 Desk Shell**
45"x24"x29"
CU:2.3 WT:66
List Price: \$295

RETURNS



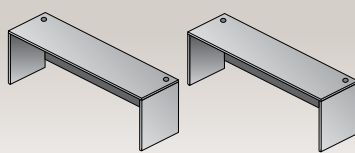
- LOD45 Return Shell**
48"x24"x29"
CU:1.6 WT:57.2
List Price: \$280
- LOD46 Return Shell**
42"x20"x29"
CU:1.5 WT:46.2
List Price: \$235

BRIDGES



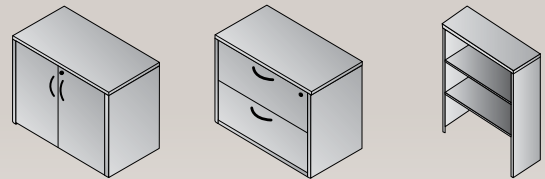
- LOD70 Bridge**
48"x24"x29"
CU:1.6 WT:46.2
List Price: \$220
- LOD71 Bridge**
42"x20"x29"
CU:1.2 WT:37.4
List Price: \$195
Phase Out

CREDENZAS



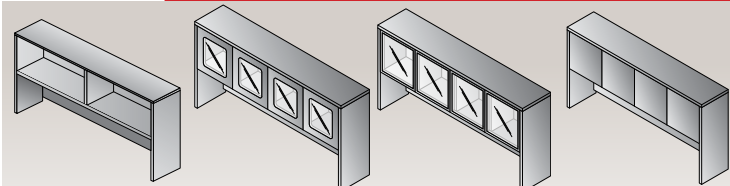
- LOD43 Credenza Shell**
71"x20"x29"
CU:2.4 WT:77.0
List Price: \$325
- LOD08 Credenza Shell**
60"x20"x29"
CU:2.0 WT:52.8
List Price: \$285
Phase Out

STORAGE & FILING



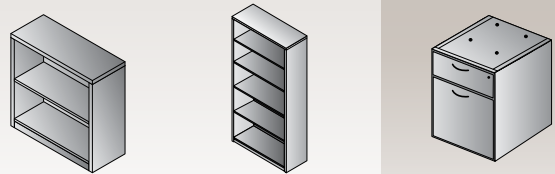
- LOD13 2-Door Storage Cabinet**
30"x20"x29"
CU:3.3 WT:80.3
List Price: \$390
- LOD12 Lateral File**
30"x20"x29"
CU:11.4 WT:103.4
List Price: \$750
Ships Assembled
- LOD53 Open Hutch**
30"x12"x36"
CU:1.8 WT:55.0
List Price: \$260

HUTCHES



- LOD09 Open Overhead (without Doors)**
60"x14"x36"
CU:3.3 WT:83.6
List Price: \$395
Phase Out
- LOD41 Overhead with Wood/Glass Doors**
71"x14"x36"
CU:4.9 WT:118
Consists of:
LOD-44H & NAP-4DC
List Price: \$690
- LOD42 Overhead with Aluminum/Glass Doors**
71"x14"x36"
CU:5.1 WT:114
Consists of:
LOD-44H & NAP-4DG
List Price: \$705
- LOD44 Overhead with Wood Doors**
71"x14"x36"
CU:4.8 WT:119
Consists of:
LOD-44H & NAP-4DW
List Price: \$640

PEDESTAL

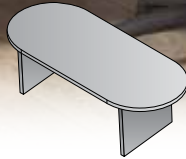


- LOD55 2-Shelf Bookcase**
30"x12"x29"
CU:1.8 WT:50.6
List Price: \$325
- LOD56 5-Shelf Bookcase**
30"x12"x65"
CU:3.4 WT:90.2
List Price: \$445
Phase Out
- LOD76 Box File Hanging Pedestal**
15.5"x17.75"x18"
CU:3.5 WT:35.2
List Price: \$300
Ships Assembled

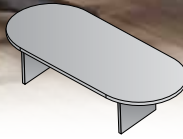
Casegoods IN STOCK - New Jersey & Georgia



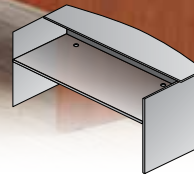
NAP27CHY
NAP27ESP
NAP27URB
LOD27CNC
 Round Table
 42"Dia.x29"H
 CU:5.4 WT:94.8
List Price: \$555



NAP35CHY
NAP35ESP
NAP35URB
LOD35CNC
 Conference Table
 71"x35"x29"
 CU:6.7 WT:138.9
List Price: \$645



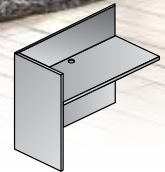
NAP36CHY
NAP36ESP
NAP36URB
LOD36CNC
 Conference Table
 95"x44"x29"
 CU:10.8 WT:189.6
List Price: \$835



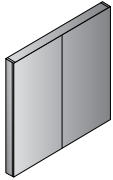
NAP122CHY
NAP122ESP
NAP122URB
LOD122CNC
 Reception Desk Shell
 71"x30"/36"x42"
 CU:8.3 WT:207.2
List Price: \$795



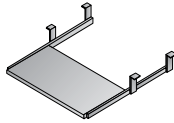
NAP123
 Glass Floating Top
 Fits NAP122
 71"x17.5"x0.5"
 CU:2.1 WT:79.4
List Price: \$460



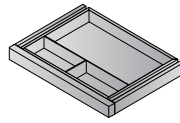
NAP125CHY
NAP125ESP
NAP125URB
LOD125CNC
 Reception Return Shell
 42"x24"x41"
 CU:4.1 WT:100.3
List Price: \$400



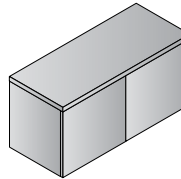
NAP100CHY
NAP100ESP
NAP100URB
 Presentation Board
 48"x48"
 CU:8.5 WT:101.4
List Price: \$685
Ships Assembled



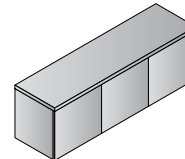
NAP14CHY
NAP14ESP
NAP14URB
LOD14BLK
 Keyboard Tray
 26"x12"
 CU:0.6 WT:13.2
List Price: \$85



NAP15CHY
NAP15ESP
NAP15URB
LOD15BLK
 Center Drawer
 20"x15"
 CU:0.8 WT:8.8
List Price: \$85



NAPWM36CHY
NAPWM36ESP
NAPWM36URB
 Wall-Mount Overhead
 36"x15"x17"
 CU:6.7 WT:55
List Price: \$395
Ships Assembled



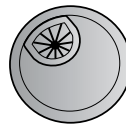
NAPWM48CHY
NAPWM48ESP
NAPWM48URB
 Wall-Mount Overhead
 48"x15"x17"
 CU:8.8 WT:70.4
List Price: \$500
Ships Assembled



NAPT B-3
 Tackboard for NAP42/44
 SON44, KEN42/44
 65"x17.5"
 Black Fabric
 CU:1.2 WT:15
List Price: \$180
Tackboard
 Custom Fabric
 NAPT B-___
 (Specify Fabric)
Grade A \$250
Grade B \$270
Grade C \$295
Grade R \$320



LOD41URB: Overhead with Wood/Glass Doors



NAP-GM
 Metallic Grommets
 (5-Pack)
 2.5"x2.5"x1"
 CU:0.02 WT:0.05
List Price: \$90



NAP-PM
 Metallic Drawer Pulls
 (10-Pack)
 4"x1"x0.5"
 CU:0.005 WT:0.01
List Price: \$90



LK1-GC
 Lock Core with Keys
\$15 List
KC-GC Change Key
\$8 List
KM-GC Master Key
\$8 List

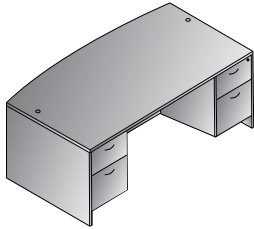


LOD42URB: Overhead with Aluminum/Glass Doors

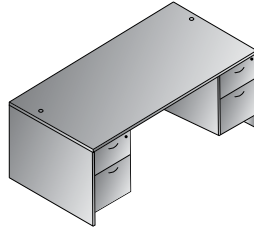


LOD44URB: Overhead with Wood Doors

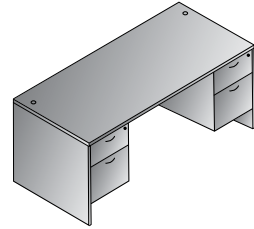
NOTE: NAPA items on this page feature matching wood grain laminates with Lodi products shown on previous page.



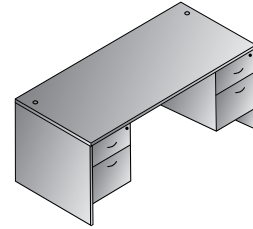
Bow Top Desk 71"x40"
LODTYP1
 11.8 cu. ft. 198 lbs.
 Consists of: LOD-89,76,76
\$1,150



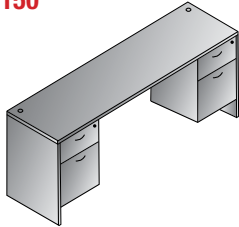
Double Pedestal Desk 71"x35"
LODTYP2
 11.2 cu. ft. 191.4 lbs.
 Consists of: LOD-01,76,76
\$1,080



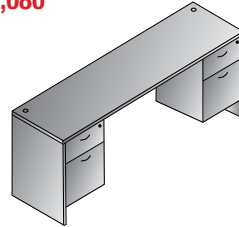
Double Pedestal Desk 66"x30"
LODTYP3
 10.3 cu. ft. 171.6 lbs.
 Consists of: LOD-02,76,76
\$1,015



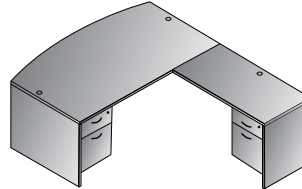
Double Pedestal Desk 60"x30"
LODTYP4
 10.0 cu. ft. 165 lbs.
 Consists of: LOD-03,76,76
\$985



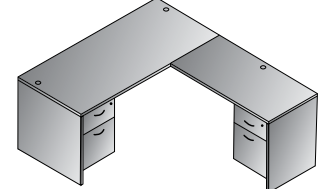
Double Pedestal Credenza 71"x20"
LODTYP5
 9.4 cu. ft. 147.4 lbs.
 Consists of: LOD-43,76,76
\$925



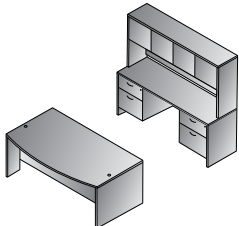
Double Pedestal Credenza 60"x20"
LODTYP7
 9.0 cu. ft. 123.2 lbs.
 Consists of: LOD-08,76,76
\$885



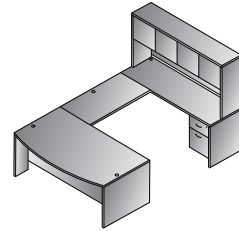
L-Shape w/Bow Top Desk 71"x88"
LODTYP8
 13.4 cu. ft. 255.2 lbs.
 Consists of: LOD-89,76,45,76
\$1430



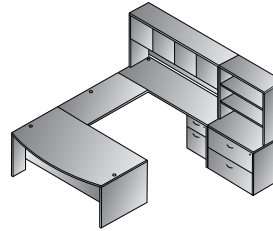
L-Shape 66"x78"
LODTYP9
 11.9 cu. ft. 228.8 lbs.
 Consists of: LOD-02,76,45,76
\$1,295



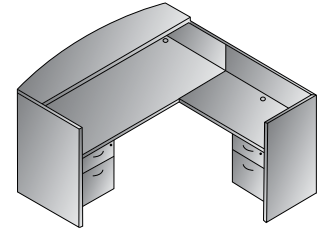
Executive Office 101"x108"
LODTYP11
 25.9 cu. ft. 464.2 lbs.
 Consists of: LOD-89,76,76,43, 76,76,44
 LOD44 consists of: LOD-44H,NAP-4DW
\$2,715



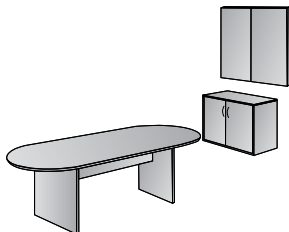
U Shape w/Hutch 71"x108"
LODTYP12
 20.5 cu. ft. 440 lbs.
 Consists of: LOD-89,76,70,43,76,44
 LOD44 consists of: LOD-44H,NAP-4DW
\$2,335



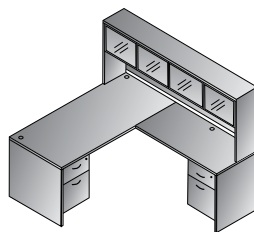
U Shape w/Hutch + Storage 101"x108"
LODTYP13
 33.7 cu. ft. 598.4 lbs.
 Consists of: LOD-89,76,70,43,76,44,12,53
 LOD44 consists of: LOD-44H,NAP-4DW
\$3,345



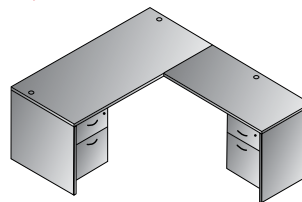
Reception Station 71"x78"x42"H
LODTYP19URB
 For CHY & ESP: Use NAP-122,125
 19.4 cu. ft. 377.9 lbs.
 Consists of: LOD-122,76,125,76
\$1,795



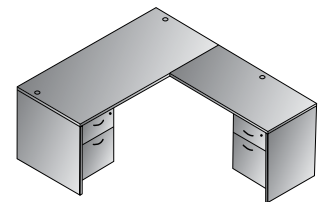
Conference Group 3-Pcs.
LODTYP20URB
 For CHY & ESP: Use NAP-36,13,100
 22.6 cu. ft. 371.3 lbs.
 Consists of: LOD-36,13,100
\$1,910



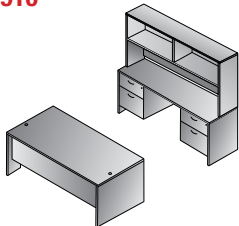
L-Shape w/Hutch 66"x72"
LODTYP31
 16.5 cu. ft. 338.8 lbs.
 Consists of: LOD-02,76,46,76,41
 LOD41 consists of: LOD-44H,NAP-4DC
\$1,940



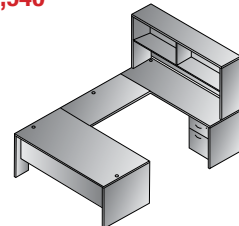
L-Shape 66"x72"
LODTYP32
 11.8 cu. ft. 217.8 lbs.
 Consists of: LOD-02,76,46,76
\$1,250



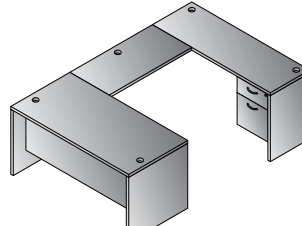
L-Shape 60"x72"
LODTYP34
 11.5 cu. ft. 211.2 lbs.
 Consists of: LOD-03,76,46,76
\$1,220



Manager Office 60"x92"
LODTYP35
 22.3 cu. ft. 371.8 lbs.
 Consists of: LOD-03,76,76,08,76,76,09
\$2,265



U-Shape w/Open Hutch 60"x92"
LODTYP37
 16.5 cu. ft. 338.8 lbs.
 Consists of: LOD-03,76,71,08,76,09
\$1,860



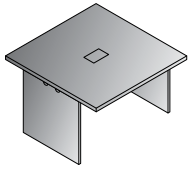
U-Shape 60"x92"
LODTYP38
 13.2 cu. ft. 255.2 lbs.
 Consists of: LOD-03,76,71,08,76
\$1,465

Finish Key

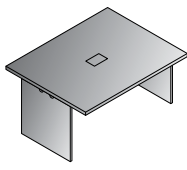
- CHY** - Cherry
- ESP** - Espresso
- URB** - Urban Walnut



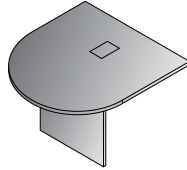
CNC - Cognac
***New Jersey Only**



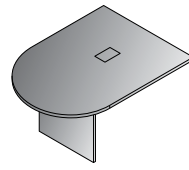
EXP-228
48"x48"
Table Component
47.2"x47.2"x29.1"
CU:5 WT:123.5
List Price: **\$700**



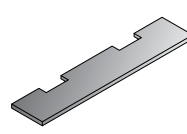
EXP-229
60"x48"
Table Component
59.1"x47.2"x29.1"
CU:5.3 WT:143.3
List Price: **\$800**



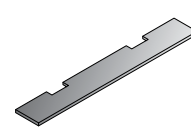
EXP-230
48"x48" Bullet Top
Component
47.2"x47.2"x29.1"
CU:4.3 WT:92.6
List Price: **\$650**



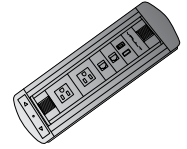
EXP-231
60"x48" Bullet Top
Component
59.1"x47.2"x29.1"
CU:6.6 WT:110.2
List Price: **\$750**



EXP-232
Stretcher for NAP230
2 qty.
55.1"x11.4"x1"
CU:0.7 WT:19.8
List Price: **\$135**



EXP-233
Stretcher for NAP231
2 qty.
78.7"x11.4"x1"
CU:0.9 WT:26.5
List Price: **\$165**



EXP-POW1
Power/Data/
HDMI Unit
5.25"x3"x1.25"
CU:0.4 WT:5.0
List Price: **\$895**



EXPTY12R-CHY
Racetrack Table with 529-3R2N1F2 chairs

EXP-POW1
Power Data/HDMI Unit

Configuration Guide



30' Racetrack Table
EXPTY30R

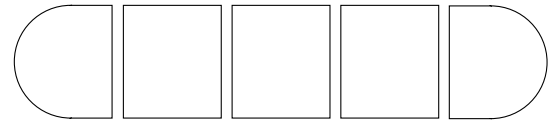
\$4,700
34.5 cu.ft. 793.7 lbs.
Consists of:
(4) qty. EXP229
(2) qty. EXP231

28' Racetrack Table
EXPTY28R

\$4,500
33.8 cu.ft. 754.0 lbs.
Consists of:
(2) qty. EXP228
(2) qty. EXP229
(2) qty. EXP231

26' Racetrack Table
EXPTY26R

\$4,300
33.1 cu.ft. 714.3 lbs.
Consists of:
(4) qty. EXP228
(2) qty. EXP231



24' Racetrack Table
EXPTY24R

\$3,800
28.8 cu.ft. 630.5 lbs.
Consists of:
(1) qty. EXP228
(2) qty. EXP229
(2) qty. EXP231

22' Racetrack Table
EXPTY22R

\$3,600
28.1 cu.ft. 590.8 lbs.
Consists of:
(3) qty. EXP228
(2) qty. EXP231



20' Racetrack Table
EXPTY20R

\$3,100
23.9 cu.ft. 507.1 lbs.
Consists of:
(2) qty. EXP229
(2) qty. EXP231

18' Racetrack Table
EXPTY18R

\$2,900
19.2 cu.ft. 471.8 lbs.
Consists of:
(2) qty. EXP229
(2) qty. EXP230

16' Racetrack Table
EXPTY16R

\$2,700
18.2 cu.ft. 343.9 lbs.
Consists of:
(2) qty. EXP228
(2) qty. EXP230

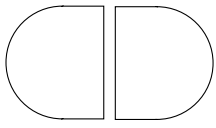


14' Racetrack Table
EXPTY14R

\$2,200
18.2 cu.ft. 343.9 lbs.
Consists of:
(1) qty. EXP228
(2) qty. EXP231

12' Racetrack Table
EXPTY12R

\$2,000
13.5 cu.ft. 308.6 lbs.
Consists of:
(1) qty. EXP228
(2) qty. EXP230



10' Racetrack Table
EXPTYP10R
\$1,665
 14.2 cu.ft. 246.9 lbs.
 Consists of:
 (2) qty. EXP231
 (1) qty. EXP233

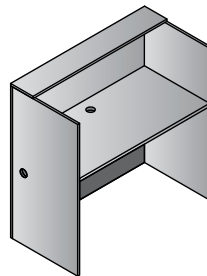
8' Racetrack Table
EXPTYP8R
\$1,435
 9.3 cu.ft. 205.0 lbs.
 Consists of:
 (2) qty. EXP230
 (1) qty. EXP232

Finish Key

CHY - Cherry
ESP - Espresso

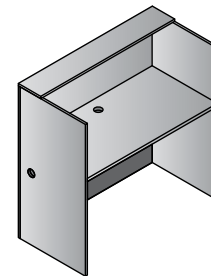


EXPTYP12R-ESP
Racetrack Table with 13-V88N1WA chairs



LWS482448
Laminate Workstation
 48"x24"x48"
 CU: 4.4 WT: 116.6
List Price: \$575

Available in:
 CHY Cherry,
 ESP Espresso,
 URB Urban Walnut



LWS362448
Laminate Workstation
 36"x24"x48"
 CU: 4.6 WT: 99.2
List Price: \$545

Available in:
 ESP Espresso,
 URB Urban Walnut



LWS482448
Laminate Workstation
in Cherry (-CHY) and Espresso (-ESP)

Finish Key



CHY - Cherry



ESP - Espresso



URB - Urban Walnut

LBC361230 2-Shelf Laminate Bookcase with 1" Thick Shelves



	Finish	List
Overall Max: 36W x 12D x 30H 1 Adjustable Shelf, 1 Bottom Shelf Carton Wt: 60 lbs. Cube: 2.375 Carton: 38L x 36W x 3H UPS: No	Cherry (CHY)	\$275
	Espresso (ESP)	
	Mahogany (MAH)	
	Cognac(CNC)	
	Urban Walnut (URB)	
	Maple (MPL)	

LBC361248 3-Shelf Laminate Bookcase with 1" Thick Shelves



	Finish	List
Overall Max: 36W x 12D x 48H 2 Adjustable Shelves, 1 Bottom Shelf Carton Wt: 88 lbs. Cube: 3.29 Carton: 50L x 38W x 3H UPS: No	Cherry (CHY)	\$365
	Espresso (ESP)	
	Mahogany (MAH)	
	Cognac(CNC)	
	Urban Walnut (URB)	
	Maple (MPL)	

LBC361260 4-Shelf Laminate Bookcase with 1" Thick Shelves



	Finish	List
Overall Max: 36W x 12D x 60H 2 Adjustable Shelves, 1 Fixed, 1 Bottom Shelf Carton Wt: 108 lbs. Cube: 4.024 Carton: 61L x 38W x 3H UPS: No	Cherry (CHY)	\$455
	Espresso (ESP)	
	Mahogany (MAH)	
	Cognac(CNC)	
	Urban Walnut (URB)	
	Maple (MPL)	

LBC361272 5-Shelf Laminate Bookcase with 1" Thick Shelves



	Finish	List
Overall Max: 36W x 12D x 72H 3 Adjustable Shelves, 1 Fixed, 1 Bottom Shelf Carton Wt: 130 lbs. Cube: 4.816 Carton: 73L x 38W x 3H UPS: No	Cherry (CHY)	\$535
	Espresso (ESP)	
	Mahogany (MAH)	
	Cognac(CNC)	
	Urban Walnut (URB)	
	Maple (MPL)	

LBC361284 6-Shelf Laminate Bookcase with 1" Thick Shelves



	Finish	List
Overall Max: 36W x 12D x 84H 4 Adjustable Shelves, 1 Fixed, 1 Bottom Shelf Carton Wt: 151 lbs. Cube: 5.6 Carton: 85L x 38W x 3H UPS: No	Cherry (CHY)	\$600
	Espresso (ESP)	
	Mahogany (MAH)	
	Cognac(CNC)	
	Urban Walnut (URB)	
	Maple (MPL)	

LBCSHF Extra 1" Thick Shelf for 36Wx12D Laminate Bookcases



	Finish	List
Overall Max: 36W x 12D x 1H Carton Wt: 10 lbs. Cube: 0.486 Carton: 35L x 12W x 2H UPS: Yes	Cherry (CHY)	\$45
	Espresso (ESP)	
	Mahogany (MAH)	
	Cognac(CNC)	
	Urban Walnut (URB)	
	Maple (MPL)	



CHY - Cherry
In Stock: NJ & CA



ESP - Espresso
In Stock: NJ & CA



MAH - Mahogany
In Stock: NJ & CA



CNC - Cognac
In Stock: NJ



MPL - Maple
In Stock: NJ



URB - Urban Walnut
In Stock: NJ

new




Urban Walnut (U)


shown: HB6025-3 Base with 842T25-C




Cherry (C)



Espresso (E)



Black (3)



Grey (G)




Mahogany (M)




Titanium (7)



Maple (P)



White (W)



White (1)

TOP COLORS

BASE COLORS



PHAT
Pneumatic Height
Adjustable Tables

Sit & stand throughout your workday to keep your body and mind in motion. New **PHAT Table** (Pneumatic Height Adjustable Tables) worksurfaces adjust from 30.25" to 43.25", a 13" range, with a single lever. Included black locking casters provide more on-the-go capability. Heavyweight bases include dual-pneumatic power and driveshaft-synchronized operation. Fully enclosed center channel conceals components. Tops and Bases sold, packed and shipped individually.



White Top/White Base

48" x 24" Pneumatic Height Adjustable Table with Black Locking Casters
 CU: 3.1 (2 cartons) WT.: 95
List: \$1,210

Description	TOP	List	BASE	List
Cherry Top/White Base	842T24-C	\$310	HB6024-1	\$900
Espresso Top/White Base	842T24-E	\$310	HB6024-1	\$900
Grey Top/White Base	842T24-G	\$310	HB6024-1	\$900
Mahogany Top/White Base	842T24-M	\$310	HB6024-1	\$900
Maple Top/White Base	842T24-P	\$310	HB6024-1	\$900
White Top/White Base	842T24-W	\$310	HB6024-1	\$900
Urban Walnut Top/White Base	842T24-U	\$310	HB6024-1	\$900
Cherry Top/Black Base	842T24-C	\$310	HB6024-3	\$900
Espresso Top/Black Base	842T24-E	\$310	HB6024-3	\$900
Grey Top/Black Base	842T24-G	\$310	HB6024-3	\$900
Mahogany Top/Black Base	842T24-M	\$310	HB6024-3	\$900
Maple Top/Black Base	842T24-P	\$310	HB6024-3	\$900
White Top/Black Base	842T24-W	\$310	HB6024-3	\$900
Urban Walnut Top/Black Base	842T24-U	\$310	HB6024-3	\$900
Cherry Top/Titanium Base	842T24-C	\$310	HB6024-7	\$900
Espresso Top/Titanium Base	842T24-E	\$310	HB6024-7	\$900
Grey Top/Titanium Base	842T24-G	\$310	HB6024-7	\$900
Mahogany Top/Titanium Base	842T24-M	\$310	HB6024-7	\$900
Maple Top/Titanium Base	842T24-P	\$310	HB6024-7	\$900
White Top/Titanium Base	842T24-W	\$310	HB6024-7	\$900
Urban Walnut Top/Titanium Base	842T24-U	\$310	HB6024-7	\$900

CU: 1.3 WT: 30

CU: 1.8 WT: 65



Cherry Top/Titanium Base

60" x 24" Pneumatic Height Adjustable Table with Black Locking Casters
 CU: 3.8 (2 cartons) WT.: 107
List: \$1,310

Cherry Top/White Base	842T25-C	\$360	HB6025-1	\$950
Espresso Top/White Base	842T25-E	\$360	HB6025-1	\$950
Grey Top/White Base	842T25-G	\$360	HB6025-1	\$950
Mahogany Top/White Base	842T25-M	\$360	HB6025-1	\$950
Maple Top/White Base	842T25-P	\$360	HB6025-1	\$950
White Top/White Base	842T25-W	\$360	HB6025-1	\$950
Urban Walnut Top/White Base	842T25-U	\$360	HB6025-1	\$950
Cherry Top/Black Base	842T25-C	\$360	HB6025-3	\$950
Espresso Top/Black Base	842T25-E	\$360	HB6025-3	\$950
Grey Top/Black Base	842T25-G	\$360	HB6025-3	\$950
Mahogany Top/Black Base	842T25-M	\$360	HB6025-3	\$950
Maple Top/Black Base	842T25-P	\$360	HB6025-3	\$950
White Top/Black Base	842T25-W	\$360	HB6025-3	\$950
Urban Walnut Top/Black Base	842T24-U	\$360	HB6025-3	\$950
Cherry Top/Titanium Base	842T25-C	\$360	HB6025-7	\$950
Espresso Top/Titanium Base	842T25-E	\$360	HB6025-7	\$950
Grey Top/Titanium Base	842T25-G	\$360	HB6025-7	\$950
Mahogany Top/Titanium Base	842T25-M	\$360	HB6025-7	\$950
Maple Top/Titanium Base	842T25-P	\$360	HB6025-7	\$950
White Top/Titanium Base	842T25-W	\$360	HB6025-7	\$950
Urban Walnut Top/Titanium Base	842T25-U	\$360	HB6025-7	\$950

CU: 1.6 WT: 37

CU: 2.2 WT: 70

PHAT Tables: Pneumatic Height Adjustable Tables



Maple Top/Black Base

Description	TOP	List	BASE	List
Cherry Top/White Base	842T26-C	\$410	HB6026-1	\$1000
Espresso Top/White Base	842T26-E	\$410	HB6026-1	\$1000
Grey Top/White Base	842T26-G	\$410	HB6026-1	\$1000
Mahogany Top/White Base	842T26-M	\$410	HB6026-1	\$1000
Maple Top/White Base	842T26-P	\$410	HB6026-1	\$1000
White Top/White Base	842T26-W	\$410	HB6026-1	\$1000
Urban Walnut Top/White Base	842T26-U	\$410	HB6026-1	\$1000
Cherry Top/Black Base	842T26-C	\$410	HB6026-3	\$1000
Espresso Top/Black Base	842T26-E	\$410	HB6026-3	\$1000
Grey Top/Black Base	842T26-G	\$410	HB6026-3	\$1000
Mahogany Top/Black Base	842T26-M	\$410	HB6026-3	\$1000
Maple Top/Black Base	842T26-P	\$410	HB6026-3	\$1000
White Top/Black Base	842T26-W	\$410	HB6026-3	\$1000
Urban Walnut Top/Black Base	842T26-U	\$410	HB6026-3	\$1000
Cherry Top/Titanium Base	842T26-C	\$410	HB6026-7	\$1000
Espresso Top/Titanium Base	842T26-E	\$410	HB6026-7	\$1000
Grey Top/Titanium Base	842T26-G	\$410	HB6026-7	\$1000
Mahogany Top/Titanium Base	842T26-M	\$410	HB6026-7	\$1000
Maple Top/Titanium Base	842T26-P	\$410	HB6026-7	\$1000
White Top/Titanium Base	842T26-W	\$410	HB6026-7	\$1000
Urban Walnut Top/Titanium Base	842T26-U	\$410	HB6026-7	\$1000

CU: 1.9 WT: 44

CU: 2.7 WT: 74

72" x 24" Pneumatic Height Adjustable Table with Black Locking Casters
 CU: 4.6 (2 cartons) WT.: 118
List: \$1,410




White Top/White Base



Grey Top/Titanium Base



Cherry Top/Titanium Base



Maple Top/Black Base



Transform your work surface into a healthier, more productive sit/stand desk

- 10" Adjustment Range
- Dual-Pneumatic Lift
- Tension Adjustment
- Dual Handles
- Locks in 8 Positions
- Supports 33 lbs.
- Fits 24" D Work Surfaces, Including Returns, Bridges and Credenzas
- Integrated Tablet Holder and Cord Management
- Keyboard Surface 28"W x 10"D
- Work Surface 36"W x 22"D


Multiposition Desk Riser DR3622

36"W x 24"D x 6.5" - 16.25"H

\$895

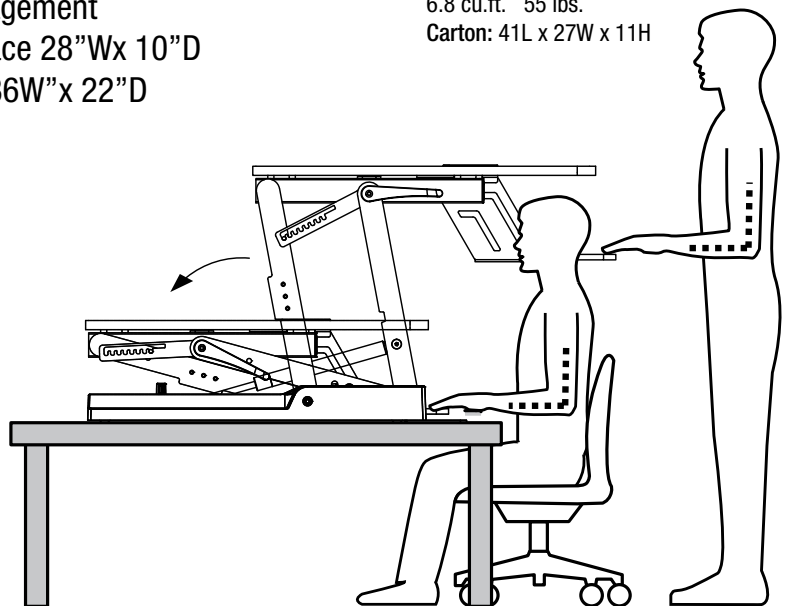
6.8 cu.ft. 55 lbs.

Carton: 41L x 27W x 11H



White (-WH)


Black (-BK)



Ascend Adjustable Height Table/Desk Series: Electric



26" Height Adjustment



Standard Control



Optional AE3P Memory Unit

ASCEND TOPS

24 x 48	24 x 60	30 x 60
ART2448-W White List Price \$160 Cu. Ft: 1.4 Wt: 24.3 23.75D x 47.25W	ART2460-W White List Price \$210 Cu. Ft: 2.1 Wt: 28.7 23.75D x 59W	ART3060-W White List Price \$240 Cu. Ft: 2.5 Wt: 35.3 29.5D x 59W
ART2448-B Black List Price \$160 Cu. Ft: 1.4 Wt: 24.3 23.75D x 47.25W	ART2460-B Black List Price \$210 Cu. Ft: 2.1 Wt: 28.7 23.75D x 59W	ART3060-B Black List Price \$240 Cu. Ft: 2.5 Wt: 35.3 29.5D x 59W
ART2448-C Cherry List Price \$160 Cu. Ft: 1.4 Wt: 24.3 23.75D x 47.25W	ART2460-C Cherry List Price \$210 Cu. Ft: 2.1 Wt: 28.7 23.75D x 59W	ART3060-C Cherry List Price \$240 Cu. Ft: 2.5 Wt: 35.3 29.5D x 59W
ART2448-E Espresso List Price \$160 Cu. Ft: 1.4 Wt: 24.3 23.75D x 47.25W	ART2460-E Espresso List Price \$210 Cu. Ft: 2.1 Wt: 28.7 23.75D x 59W	ART3060-E Espresso List Price \$240 Cu. Ft: 2.5 Wt: 35.3 29.5D x 59W


ASCEND ELECTRIC BASES

For 24" D Tops	For 30" D Tops	AE3P Memory Unit
AEB24-B (Black) AEB24-S (Silver) AEB24-W (White) List Price \$2165 Cu. Ft: 2.1 Wt: 88.2	AEB30-B (Black) AEB30-S (Silver) AEB30-W (White) List Price \$2175 Cu. Ft: 2.1 Wt: 88.2	<ul style="list-style-type: none"> • 4-Position Memory • Replaces Standard Control AE3P List Price \$130 Cu. Ft: 0.02 Wt: 0.05

ASCEND ELECTRIC TYPICALS

ASE2448_ _ 24"x48" Ascend Electric Adjustable-Height Table/Desk List Price \$2325 Cu. Ft: 3.5 Wt: 112.5 Consists of: AEB24_ Electric Base for 24"D Tops ART2448_ Ascend Top 24x48	ASE2460_ _ 24"x60" Ascend Electric Adjustable-Height Table/Desk List Price \$2375 Cu. Ft: 4.2 Wt: 116.9 Consists of: AEB24_ Electric Base for 24"D Tops ART2460_ Ascend Top 24x60	ASE3060_ _ 30"x60" Ascend Electric Adjustable-Height Table/Desk List Price \$2415 Cu. Ft: 4.6 Wt: 123.5 Consists of: AEB30_ Electric Base for 30"D Tops ART3060_ Ascend Top 30x60
--	--	--

Finish Key Tops



W - White CA stock
B - Black CA stock
C - Cherry CA & NJ stock
E - Espresso CA & NJ stock

Finish Key Legs



B - Black CA & NJ stock
S - Silver CA stock
W - White CA stock

Order Example ASE2448-CS Top: C Cherry Base: S Silver

ASP3060WW: 30"x60" Top-White, Pneumatic Base-White



13-77N30D



13.5" Height Adjustment

Black Top/
Silver Base

White Top/
Black Base

White Top/
White Base

Cherry Top/Black Base

Pneumatic Bases include locking casters and adjustable glides

ASCEND Adjustable Height

Ascend features synchronized Pneumatic or Electric height-adjustable table/desk solutions, helping keep you in motion throughout the workday. Ascend Pneumatic offers 4 sizes, each with 13.5" height adjustment, and both casters and adjustable glides. Ascend Electric offers 3 sizes with 26" height adjustment for maximum flexibility. Adjustable glides only. Electric units meet all ANSI/BIFMA standards as well as UL and Canada UL standards.

ASCEND TOPS

24 x 48	24 x 60	30 x 60	36 x 72
ART2448-W White List Price \$160 Cu. Ft: 1.4 Wt: 24.3 23.75D x 47.25W	ART2460-W White List Price \$210 Cu. Ft: 2.1 Wt: 28.7 23.75D x 59W	ART3060-W White List Price \$240 Cu. Ft: 2.5 Wt: 35.3 29.5D x 59W	ART3672-W White List Price \$325 Cu. Ft: 3.2 Wt: 49.6 35.5D x 71W
ART2448-B Black List Price \$160 Cu. Ft: 1.4 Wt: 24.3 23.75D x 47.25W	ART2460-B Black List Price \$210 Cu. Ft: 2.1 Wt: 28.7 23.75D x 59W	ART3060-B Black List Price \$240 Cu. Ft: 2.5 Wt: 35.3 29.5D x 59W	ART3672-B Black List Price \$325 Cu. Ft: 3.2 Wt: 49.6 35.5D x 71W
ART2448-C Cherry List Price \$160 Cu. Ft: 1.4 Wt: 24.3 23.75D x 47.25W	ART2460-C Cherry List Price \$210 Cu. Ft: 2.1 Wt: 28.7 23.75D x 59W	ART3060-C Cherry List Price \$240 Cu. Ft: 2.5 Wt: 35.3 29.5D x 59W	ART3672-C Cherry List Price \$325 Cu. Ft: 3.2 Wt: 49.6 35.5D x 71W
ART2448-E Espresso List Price \$160 Cu. Ft: 1.4 Wt: 24.3 23.75D x 47.25W	ART2460-E Espresso List Price \$210 Cu. Ft: 2.1 Wt: 28.7 23.75D x 59W	ART3060-E Espresso List Price \$240 Cu. Ft: 2.5 Wt: 35.3 29.5D x 59W	ART3672-E Espresso List Price \$325 Cu. Ft: 3.2 Wt: 49.6 35.5D x 71W


ASCEND PNEUMATIC BASES

24 x 48	24 x 60	30 x 60	36 x 72
APB2448-B Black 13.5" height adjustment Casters & glides included List Price \$1150 Cu. Ft: 1.4 Wt: 50.7	APB2460-B Black 13.5" height adjustment Casters & glides included List Price \$1175 Cu. Ft: 1.8 Wt: 52.9	APB3060-B Black 13.5" height adjustment Casters & glides included List Price \$1225 Cu. Ft: 1.8 Wt: 55.1	APB3672-B Black 13.5" height adjustment Casters & glides included List Price \$1350 Cu. Ft: 2.1 Wt: 57.3
APB2448-S Silver 13.5" height adjustment Casters & glides included List Price \$1150 Cu. Ft: 1.4 Wt: 50.7	APB2460-S Silver 13.5" height adjustment Casters & glides included List Price \$1175 Cu. Ft: 1.8 Wt: 52.9	APB3060-S Silver 13.5" height adjustment Casters & glides included List Price \$1225 Cu. Ft: 1.8 Wt: 55.1	APB3672-S Silver 13.5" height adjustment Casters & glides included List Price \$1350 Cu. Ft: 2.1 Wt: 57.3
APB2448-W White 13.5" height adjustment Casters & glides included List Price \$1150 Cu. Ft: 1.4 Wt: 50.7	APB2460-W White 13.5" height adjustment Casters & glides included List Price \$1175 Cu. Ft: 1.8 Wt: 52.9	APB3060-W White 13.5" height adjustment Casters & glides included List Price \$1225 Cu. Ft: 1.8 Wt: 55.1	APB3672-W White 13.5" height adjustment Casters & glides included List Price \$1350 Cu. Ft: 2.1 Wt: 57.3

ASCEND PNEUMATIC TYPICALS

ASP2448_ _ 24"x48" Ascend Pneumatic Adjustable-Height Table/Desk List Price \$1310 Cu. Ft: 2.8 Wt: 75 Consists of: APB2448- _ Pneumatic Base for 24x48 Top ART2448- _ Ascend Top 24x48	ASP2460_ _ 24"x60" Ascend Pneumatic Adjustable-Height Table/Desk List Price \$1385 Cu. Ft: 3.9 Wt: 81.6 Consists of: APB2460- _ Pneumatic Base for 24x60 Top ART2460- _ Ascend Top 24x60	ASP3060_ _ 30"x60" Ascend Pneumatic Adjustable-Height Table/Desk List Price \$1465 Cu. Ft: 4.3 Wt: 90.4 Consists of: APB3060- _ Pneumatic Base for 30x60 Top ART3060- _ Ascend Top 30x60	ASP3672_ _ 36"x72" Ascend Pneumatic Adjustable-Height Table/Desk List Price \$1675 Cu. Ft: 5.3 Wt: 106.9 Consists of: APB3672- _ Pneumatic Base for 36x72 Top ART3672- _ Ascend Top 36x72
--	--	--	---

Finish Key Tops



W - White CA stock
B - Black CA stock
C - Cherry CA & NJ stock
E - Espresso CA & NJ stock

Finish Key Legs



B - Black CA & NJ stock
S - Silver CA stock
W - White CA stock

Order Example ASP2448-WB **Top:** W White **Base:** B Black

**Pneumatic Bases intended for OSP tops only*



84225BP, 84224BP
with EM51022N

Folding/Nesting Training Tables

Trapezoid • Half Round • Rectangular



842PZ24TP with 84220

Casegoods IN STOCK



84224BP
and EM51022N

Folding/Nesting Training Tables

TYPICALS

Has achieved GREENGUARD Certification

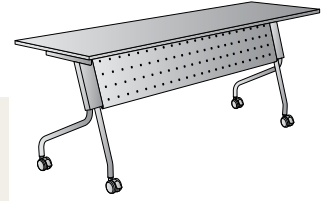
72 x 24 Tables

84226TG
6' Titanium Frame w/Grey Top
72"x24x29.5"H Training Table
CU:6.4 WT: 94.6
Components: 842FM6-T, 842T26-G
List Price: \$910

84226TC
6' Titanium Frame w/Cherry Top
72"x24x29.5"H Training Table
CU:6.4 WT: 94.6
Components: 842FM6-T, 842T26-C
List Price: \$910

84226TM
6' Titanium Frame w/Mahogany Top
72"x24x29.5"H Training Table
CU:6.4 WT: 94.6
Components: 842FM6-T, 842T26-M
List Price: \$910

84226TP
6' Titanium Frame w/Maple Top
72"x24x29.5"H Training Table
CU:6.4 WT: 94.6
Components: 842FM6-T, 842T26-P
List Price: \$910



84226BG
6' Black Frame w/Grey Top
72"x24x29.5"H Training Table
CU:6.4 WT: 94.6
Components: 842FM6-B, 842T26-G
List Price: \$910

84226BC
6' Black Frame w/Cherry Top
72"x24x29.5"H Training Table
CU:6.4 WT: 94.6
Components: 842FM6-B, 842T26-C
List Price: \$910

84226BM
6' Black Frame with Mahogany Top
72"x24x29.5"H Training Table
CU:6.4 WT: 94.6
Components: 842FM6-B, 842T26-M
List Price: \$910

84226BP
6' Black Frame with Maple Top
72"x24x29.5"H Training Table
CU:6.4 WT: 94.6
Components: 842FM6-B, 842T26-P
List Price: \$910

Has achieved GREENGUARD Certification

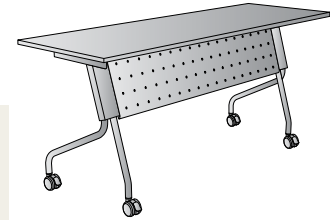
60 x 24 Tables

84225TG
5' Titanium Frame w/Grey Top
60"x24x29.5"H Training Table
CU:5.3 WT:82.9
Components: 842FM5-T, 842T25-G
List Price: \$820

84225TC
5' Titanium Frame w/Cherry Top
60"x24x29.5"H Training Table
CU:5.3 WT:82.9
Components: 842FM5-T, 842T25-C
List Price: \$820

84225TM
5' Titanium Frame w/Mahogany Top
60"x24x29.5"H Training Table
CU:5.3 WT:82.9
Components: 842FM5-T, 842T25-M
List Price: \$820

84225TP
5' Titanium Frame w/Maple Top
60"x24x29.5"H Training Table
CU:5.3 WT:82.9
Components: 842FM5-T, 842T25-P
List Price: \$820



84225BG
5' Black Frame w/Grey Top
60"x24x29.5"H Training Table
CU:5.3 WT:82.9
Components: 842FM5-B, 842T25-G
List Price: \$820

84225BC
5' Black Frame w/Cherry Top
60"x24x29.5"H Training Table
CU:5.3 WT:82.9
Components: 842FM5-B, 842T25-C
List Price: \$820

84225BM
5' Black Frame w/Mahogany Top
60"x24x29.5"H Training Table
CU:5.3 WT:82.9
Components: 842FM5-B, 842T25-M
List Price: \$820

84225BP
5' Black Frame w/Maple Top
60"x24x29.5"H Training Table
CU:5.3 WT:82.9
Components: 842FM5-B, 842T25-P
List Price: \$820

Has achieved GREENGUARD Certification

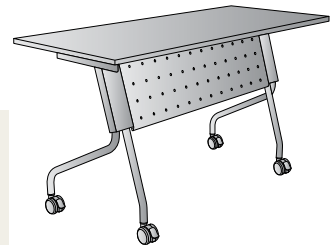
48 x 24 Tables

84224TG
4' Titanium Frame w/Grey Top
48"x24x29.5"H Training Table
CU:4.2 WT: 70.4
Components: 842FM4-T, 842T24-G
List Price: \$730

84224TC
4' Titanium Frame w/Cherry Top
48"x24x29.5"H Training Table
CU:4.2 WT: 70.4
Components: 842FM4-T, 842T24-C
List Price: \$730

84224TM
4' Titanium Frame w/Mahogany Top
48"x24x29.5"H Training Table
CU:4.2 WT: 70.4
Components: 842FM4-T, 842T24-M
List Price: \$730

84224TP
4' Titanium Frame w/Maple Top
48"x24x29.5"H Training Table
CU:4.2 WT: 70.4
Components: 842FM4-T, 842T24-P
List Price: \$730



84224BG
4' Black Frame with Grey Top
48"x24x29.5"H Training Table
CU:4.2 WT: 70.4
Components: 842FM4-B, 842T24-G
List Price: \$730

84224BC
4' Black Frame with Cherry Top
48"x24x29.5"H Training Table
CU:4.2 WT: 70.4
Components: 842FM4-B, 842T24-C
List Price: \$730

84224BM
4' Black Frame with Mahogany Top
48"x24x29.5"H Training Table
CU:4.2 WT: 70.4
Components: 842FM4-B, 842T24-M
List Price: \$730

84224BP
4' Black Frame with Maple Top
48"x24x29.5"H Training Table
CU:4.2 WT: 70.4
Components: 842FM4-B, 842T24-P
List Price: \$730

Has achieved GREENGUARD Certification

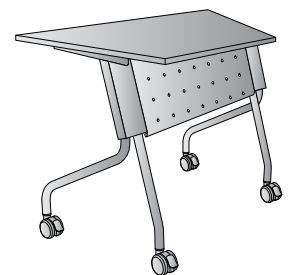
46.5" Wide Trapezoid Tables

842PZ24TG
Titanium Frame w/Grey Top
46.5"x20.5x29.5"H Trapezoid Table
CU:3.6 WT: 57.3
Components:
842FMPZHR4-T, 842TPZ24-G
List Price: \$650

842PZ24TC
Titanium Frame w/Cherry Top
46.5"x20.5x29.5"H Trapezoid Table
CU:3.6 WT: 57.3
Components:
842FMPZHR4-T, 842TPZ24-C
List Price: \$650

842PZ24TM
Titanium Frame w/Mahogany Top
46.5"x20.5x29.5"H Trapezoid Table
CU:3.6 WT: 57.3
Components:
842FMPZHR4-T, 842TPZ24-M
List Price: \$650

842PZ24TP
Titanium Frame w/Maple Top
46.5"x20.5x29.5"H Trapezoid Table
CU:3.6 WT: 57.3
Components:
842FMPZHR4-T, 842TPZ24-P
List Price: \$650



842PZ24BG
Black Frame with Grey Top
46.5"x20.5x29.5"H Trapezoid Table
CU:3.6 WT: 57.3
Components:
842FMPZHR4-B, 842TPZ24-G
List Price: \$650

842PZ24BC
Black Frame with Cherry Top
46.5"x20.5x29.5"H Trapezoid Table
CU:3.6 WT: 57.3
Components:
842FMPZHR4-B, 842TPZ24-C
List Price: \$650

842PZ24BM
Black Frame with Mahogany Top
46.5"x20.5x29.5"H Trapezoid Table
CU:3.6 WT: 57.3
Components:
842FMPZHR4-B, 842TPZ24-M
List Price: \$650

842PZ24BP
Black Frame with Maple Top
46.5"x20.5x29.5"H Trapezoid Table
CU:3.6 WT: 57.3
Components:
842FMPZHR4-B, 842TPZ24-P
List Price: \$650

Has achieved GREENGUARD Certification

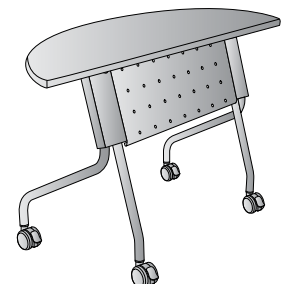
48" Wide Half-Round Tables

842HR24TG
Titanium Frame w/Grey Top
48"x24x29.5"H Half-Round Table
CU:3.6 WT: 61.5
Components:
842FMPZHR4-T, 842THR24-G
List Price: \$650

842HR24TC
Titanium Frame w/Cherry Top
48"x24x29.5"H Half-Round Table
CU:3.6 WT: 61.5
Components:
842FMPZHR4-T, 842THR24-C
List Price: \$650

842HR24TM
Titanium Frame w/Mahogany Top
48"x24x29.5"H Half-Round Table
CU:3.6 WT: 61.5
Components:
842FMPZHR4-T, 842THR24-M
List Price: \$650

842HR24TP
Titanium Frame w/Maple Top
48"x24x29.5"H Half-Round Table
CU:3.6 WT: 61.5
Components:
842FMPZHR4-T, 842THR24-P
List Price: \$650



842HR24BG
Black Frame with Grey Top
48"x24x29.5"H Half-Round Table
CU:3.6 WT: 61.5
Components:
842FMPZHR4-B, 842THR24-G
List Price: \$650

842HR24BC
Black Frame with Cherry Top
48"x24x29.5"H Half-Round Table
CU:3.6 WT: 61.5
Components:
842FMPZHR4-B, 842THR24-C
List Price: \$650

842HR24BM
Black Frame with Mahogany Top
48"x24x29.5"H Half-Round Table
CU:3.6 WT: 61.5
Components:
842FMPZHR4-B, 842THR24-M
List Price: \$650

842HR24BP
Black Frame with Maple Top
48"x24x29.5"H Half-Round Table
CU:3.6 WT: 61.5
Components:
842FMPZHR4-B, 842THR24-P
List Price: \$650

Folding/Nesting Training Tables



New Trapezoid and Half-Round Flip-Top Tables increase versatility! Trapezoid tables help create collaborative environments. Half-Round tables form full-round tables. Both feature a new easy-to-reach, easy-to-secure ganging feature. You can also mix with Rectangular tables for further applications. Available with soft wheel casters (SW70).



Folding. Nesting. Mobile.

New Flip-Top Training Tables allow quick setup, change and relocation. Easily convert from training to classroom to conference room configurations throughout the day. Flip mechanism can be activated from either end. Top locks into position whether upright or horizontal. Frame features modesty panel and (4) locking casters. Tops are 1" -thick laminate with smooth, impact-resistant 3mm PVC edges. Great complement to ProLine II 83000/84000 folding/nesting chairs.



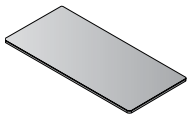
Ganging Feature

Flip-Top Tables feature a new easy-to-reach, easy-to-secure ganging feature with metal-to-metal connection underneath the table tops.

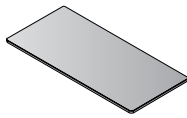


842GK1
Extra Ganging Kit
Brackets (2)
Thumbscrews (4)
List Price: \$10

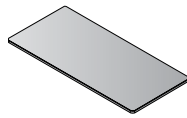
Tops



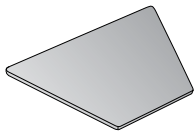
842T26
Table Top
72"x24"
CU:1.9 WT:44
List Price: \$410



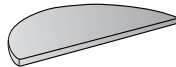
842T25
Table Top
60"x24"
CU:1.6 WT:36.7
List Price: \$360



842T24
Table Top
48"x24"
CU:1.3 WT:29.7
List Price: \$310



842TPZ24
Trapezoid Table Top
46.5"x20.5" w/24" Connecting Sides
CU:1.2 WT:22.0
List Price: \$275



842THR24
Half-Round Table Top
48"x24"
CU:1.2 WT:26.2
List Price: \$275

Finishes



Cherry (C)



Maple (P)




Mahogany (M)



Grey (G)



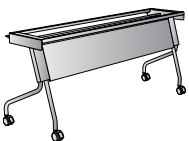
Espresso (E)



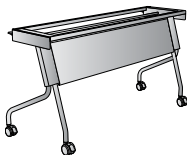
White (W)



Frames



842FM6
6' Frame
CU:4.5 WT:50.6
List Price: \$500



842FM5
5' Frame
CU:3.7 WT:46.2
List Price: \$460




842FM4
4' Frame
CU:2.9 WT:40.7
List Price: \$420



842FMPZHR4
Frame for
Trapezoid and
Half-Round Tops
CU:2.4 WT:35.3
List Price: \$375



Titanium (T)



Black (B)

● GA In Stock



Multipurpose PACE modular components create training, class and computer room tables. Unique U-shaped conference tables also available. Tops are 1-1/8" thick laminate with 3mm PVC edges and available support bars. Choose T-arc or Post legs with levelers in Black or Metallic finish. Add-on casters available. Metal-to-metal fastening allows quick, easy assembly and reconfiguration. Laminate colors match Napa series casegoods.



Finish Key



MAH Mahogany Top




GRY Grey Top



MAH
Mahogany Modesty Panel



CHA
Charcoal Grey Modesty Panel

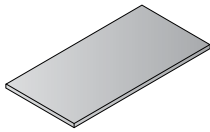


BLK Black Legs

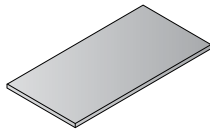


MET Metallic Legs

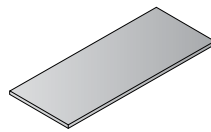
Pace Components



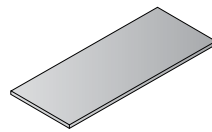
PAC-RCT4824-GRY
Rectangular Top
48"x 24"
CU: 1.5 WT: 35.3
List Price: **\$215**



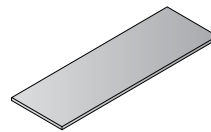
PAC-RCT4824-MAH
Rectangular Top
48"x 24"
CU: 1.5 WT: 35.3
List Price: **\$215**



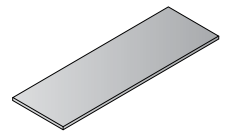
PAC-RCT6024-GRY
Rectangular Top
60"x 24"
CU: 1.8 WT: 41.9
List Price: **\$280**



PAC-RCT6024-MAH
Rectangular Top
60"x 24"
CU: 1.8 WT: 41.9
List Price: **\$280**



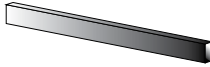
PAC-RCT7224-GRY
Rectangular Top
72"x 24"
CU: 2.2 WT: 50.7
List Price: **\$350**




PAC-RCT7224-MAH
Rectangular Top
72"x 24"
CU: 2.2 WT: 50.7
List Price: **\$350**



PAC-SB4
Support Bar
For 48" Top
CU: 0.05 WT: 0.75
List Price: **\$45**



PAC-SB5
Support Bar
For 60" Top
CU: 0.06 WT: 1.25
List Price: **\$55**



PAC-SB6
Support Bar
For 72" Top
CU: 0.07 WT: 1.50
List Price: **\$65**

Support Bars


- * Order with all PACE Rectangular Tops
- * Provides increased weight support and stability
- * Center on underside of Top; mount with supplied wood screws
- * Powder-coated steel construction
- * Black only



PAC-LEGTARC-MET
T-Arc Leg
CU: 1.9 WT: 13.2
List Price: **\$220**



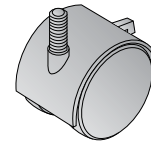
PAC-LEGTARC-BLK
T-Arc Leg
CU: 1.9 WT: 13.2
List Price: **\$220**



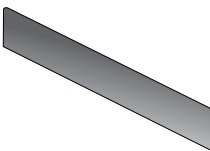
PAC-LEGPOST-MET
Post Leg
CU: 0.4 WT: 8.8
List Price: **\$85**
Includes adjustable leg leveler
Leg adjusts 28.5"H - 30"H



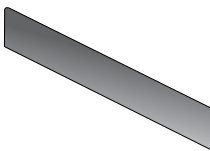
PAC-LEGPOST-BLK
Post Leg
CU: 0.4 WT: 8.8
List Price: **\$85**
Includes adjustable leg leveler
Leg adjusts 28.5"H - 30"H



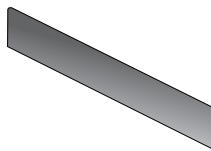
PAC-4CASTER
Set of 4 Casters
for Post Legs
CU: 0.01 WT: 2.2
List Price: **\$20**
Post Legs with Casters are 29.5"H



PAC-PS4
Privacy Screen
For 48" Top
CU: 0.2 WT: 10.0
List Price: **\$275**



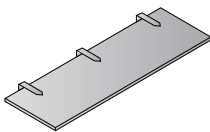
PAC-PS5
Privacy Screen
For 60" Top
CU: 0.3 WT: 12.5
List Price: **\$310**



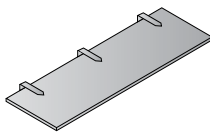
PAC-PS6
Privacy Screen
For 72" Top
CU: 0.4 WT: 15.0
List Price: **\$350**

Privacy Screens

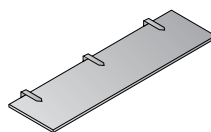
- * Use with PAC-RCT rectangular tops
- * Adds visual privacy (14" H)
- * Tackable surface
- * Black fabric
- * Includes metallic mounting hardware



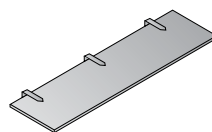
PAC-MOD48-CHA
Modesty Panel
for 48" Top
CU: 0.8 WT: 13.2
List Price: **\$150**



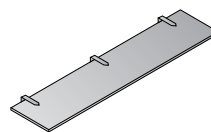
PAC-MOD48-MAH
Modesty Panel
for 48" Top
CU: 0.8 WT: 13.2
List Price: **\$150**



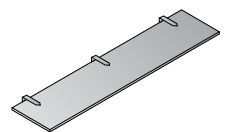
PAC-MOD60-CHA
Modesty Panel
for 60" Top
CU: 1.1 WT: 15.4
List Price: **\$175**



PAC-MOD60-MAH
Modesty Panel
for 60" Top
CU: 1.1 WT: 15.4
List Price: **\$175**

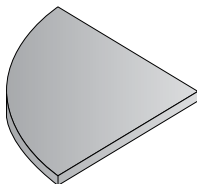


PAC-MOD72-CHA
Modesty Panel
for 72" Top
CU: 1.3 WT: 17.6
List Price: **\$200**

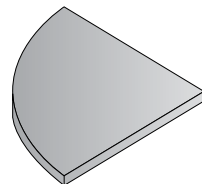


PAC-MOD72-MAH
Modesty Panel
for 72" Top
CU: 1.3 WT: 17.6
List Price: **\$200**

Note: Modesty Panels are optional.



PAC-QRT2424-GRY
Quarter Round Top
24"x 24"
CU: 0.8 WT: 17.6
List Price: **\$150**



PAC-QRT2424-MAH
Quarter Round Top
24"x 24"
CU: 0.8 WT: 17.6
List Price: **\$150**

All items priced individually.



Top & T-Arc Legs



Top, Modesty Panel & T-Arc Legs



Top & Post Legs



Top, Modesty Panel & Post Legs

4' Table - 48" x 24"

PAC-TT48A _ / _ _
List Price \$655
 Cu. Ft: 5.3 Wt: 61.7
 Consists of:
 PAC-RCT4824 _ _ _
 PAC-LEGTARC _ _ _ (2 qty.)

PAC-TT48AM _ / _ _
List Price \$805
 Cu. Ft: 6.1 Wt: 74.9
 Consists of:
 PAC-RCT4824 _ _ _
 PAC-MOD48 _ _ _
 PAC-LEGTARC _ _ _ (2 qty.)

PAC-TT48P _ / _ _
List Price \$550
 Cu. Ft: 3.1 Wt: 70.5
 Consists of:
 PAC-RCT4824 _ _ _
 PAC-LEGPOST _ _ _ (4 qty.)

PAC-TT48PM _ / _ _
List Price \$705
 Cu. Ft: 3.9 Wt: 83.7
 Consists of:
 PAC-RCT4824 _ _ _
 PAC-MOD48 _ _ _
 PAC-LEGPOST _ _ _ (4 qty.)

5' Table - 60" x 24"

PAC-TT60A _ / _ _
List Price \$775
 Cu. Ft: 5.6 Wt: 69.5
 Consists of:
 PAC-RCT6024 _ _ _
 PAC-LEGTARC _ _ _ (2 qty.)
 PAC-SB5

PAC-TT60AM _ / _ _
List Price \$950
 Cu. Ft: 6.8 Wt: 85.0
 Consists of:
 PAC-RCT6024 _ _ _
 PAC-MOD60 _ _ _
 PAC-LEGTARC _ _ _ (2 qty.)
 PAC-SB5

PAC-TT60P _ / _ _
List Price \$675
 Cu. Ft: 3.5 Wt: 78.4
 Consists of:
 PAC-RCT6024 _ _ _
 PAC-LEGPOST _ _ _ (4 qty.)
 PAC-SB5

PAC-TT60PM _ / _ _
List Price \$850
 Cu. Ft: 4.6 Wt: 93.8
 Consists of:
 PAC-RCT6024 _ _ _
 PAC-MOD60 _ _ _
 PAC-LEGPOST _ _ _ (4 qty.)
 PAC-SB5

6' Table - 72" x 24"

PAC-TT72A _ / _ _
List Price \$855
 Cu. Ft: 6.0 Wt: 79.6
 Consists of:
 PAC-RCT7224 _ _ _
 PAC-LEGTARC _ _ _ (2 qty.)
 PAC-SB6

PAC-TT72AM _ / _ _
List Price \$1055
 Cu. Ft: 7.4 Wt: 97.2
 Consists of:
 PAC-RCT7224 _ _ _
 PAC-MOD72 _ _ _
 PAC-LEGTARC _ _ _ (2 qty.)
 PAC-SB6

PAC-TT72P _ / _ _
List Price \$755
 Cu. Ft: 3.9 Wt: 87.4
 Consists of:
 PAC-RCT7224 _ _ _
 PAC-LEGPOST _ _ _ (4 qty.)
 PAC-SB6

PAC-TT72PM _ / _ _
List Price \$955
 Cu. Ft: 5.2 Wt: 105
 Consists of:
 PAC-RCT7224 _ _ _
 PAC-MOD72 _ _ _
 PAC-LEGPOST _ _ _ (4 qty.)
 PAC-SB6

Finish Key (Tops)



MAH - Mahogany GRY - Grey

Finish Key (Legs)



BLK - Black MET - Metallic Legs

Finish Key (Modesty Panels)



MAH - Mahogany CHA - Charcoal

Order Example

PAC-TT48AMAH/BLK

Top: MAH Mahogany

Legs: BLK Black

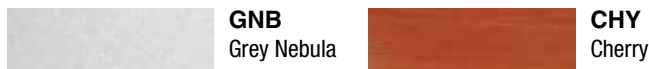
Metal Desk



Introducing a new, feature-rich metal/laminate desk series. Heavy-gauge steel chassis utilizes full end panel design for improved appearance and increased stability. Scratch-resistant Black powdercoat finish matches OSP files, pedestals and storage units. All worksurfaces are high-pressure laminate (HPL) with Black ABS edges. Choose from radius corner tops in Cherry, or Grey Nebula. Flush-mount, square corner tops in Cherry also available. Pedestals feature full-width integrated pull design, full-extension steel ball-bearing drawer slides and drop-in front-to-back Letter filing. Metal Desks comply with ANSI/BIFMA standards.

Option	Description
LF-LK1	Lock Core + 2 Keys
LF-LK2	Lock Housing, Core + 2 Keys - Lateral Files & Mobile (PTC) Pedestals
PED-LK2	Lock Housing, Core + 2 Keys Fixed (PTO) Pedestals & Metal Desks

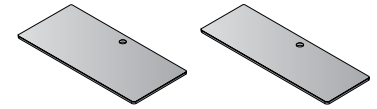
Top Colors



Radius Corner Tops

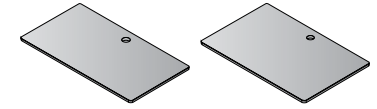


Radius Corner Tops
CHY Cherry
GNB Grey Nebula



M6832T Desk Top
68"x32"
CU: 3.9 WT: 62.7
List Price: \$500

M6824T Credenza Top
68"x24"
CU: 3.2 WT: 47.3
List Price: \$450



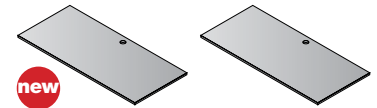
M4826T Return Top
48"x26"
CU: 2.5 WT: 37.0
List Price: \$385

M5032T Desk Top
50"x32"
CU: 2.8 WT: 46.2
List Price: \$460

Square Corner Tops

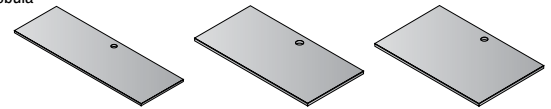


Square Corner Tops
CHY Cherry
GNB Grey Nebula



M6030T Desk Top
60"x30"
CU: 2.1 WT: 53
List Price: \$350

M6630T Desk Top
66"x30"
CU: 3.5 WT: 59.4
List Price: \$380



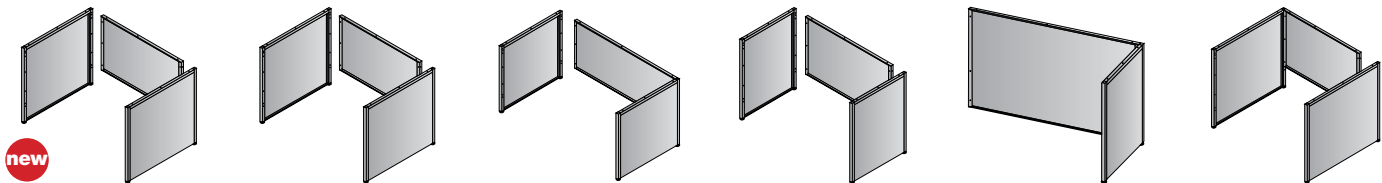
M6622T Credenza Top
66"x22"
CU: 2.8 WT: 44.0
List Price: \$300

M4824T Return Top
48"x24"
CU: 2.5 WT: 34.1
List Price: \$250

M4830T Desk Top
48"x30"
CU: 2.8 WT: 41.8
List Price: \$285

Steel Bases

Black Powdercoat Finish



M02DPB-3 Double Pedestal Desk Base
60" Desks
CU: 4.3 WT: 32
List Price: \$330

M03DPB-3 Double Pedestal Desk Base
66" / 68" Desks
CU: 4.2 WT: 35.2
List Price: \$350

M03SPB-3 Single Pedestal Desk Base
66" / 68" Desks
CU: 5.7 WT: 31.9
List Price: \$343

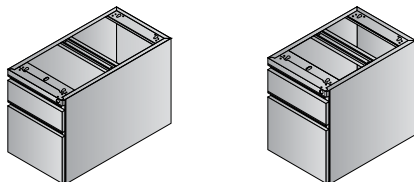
M11B-3 Double Pedestal Credenza Base
66" / 68" Credenza
CU: 3.5 WT: 21.6
List Price: \$338

M45B-3 Return Base
48" Return
CU: 4.2 WT: 22
List Price: \$187

M21B-3 Single Pedestal Desk Base
48" / 50" Desks
CU: 3.9 WT: 33.0
List Price: \$340

Pedestals

Black Powdercoat Finish

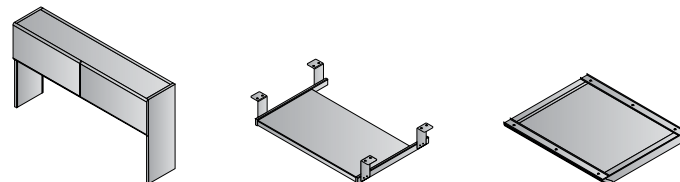


M80-3 Desk Pedestal with Lock
CU: 7.4 WT: 48.4
List Price: \$444
Ships Assembled

M76-3 Credenza/Return Pedestal with Lock
CU: 5.7 WT: 44.0
List Price: \$400
Ships Assembled

Accessories

Black Powdercoat Finish



M44-3 Overhead Storage
66"x14"x36"
CU: 4.7 WT: 97.9
List Price: \$640
Ships KD

M14-3 Keyboard Tray
20"Wx17"D
CU: 0.4 WT: 4.6
List Price: \$84

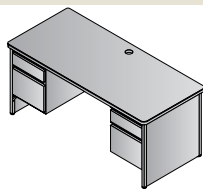
M15-3 Center Drawer
20"Wx17"D
CU: 0.6 WT: 5.9
List Price: \$84



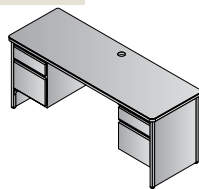
All Metal Desk items have achieved GREENGUARD Certification

Casegoods IN STOCK - California

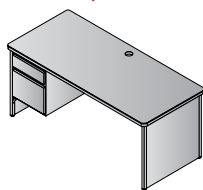
MLR Radius Corner Tops



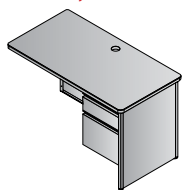
Double Pedestal Desk 68"x32"
MLR6832DP-3
 22.9 cu.ft. 194.7 lbs.
 Consists of: M6832T, M03DPB-3, M80-3 (Qty. 2)
List Price: \$1,738



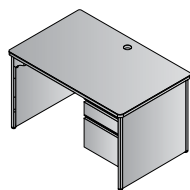
Double Pedestal Credenza 68"x24"
MLR6824DP-3
 16.7 cu.ft. 163.9 lbs.
 Consists of: M6824T, M11B-3, M76-3 (Qty. 2)
List Price: \$1,588



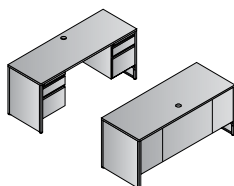
Left Pedestal Desk 68"x32"
MLR6832L-3
 17.0 cu.ft. 143.0 lbs.
 Consists of: M6832T, M03SPB-3, M80-3
List Price: \$1,287



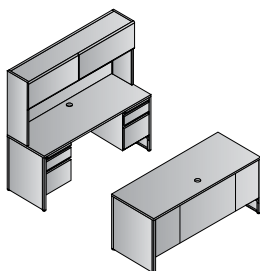
Right Pedestal Return 48"x26"
MLR4826R-3
 12.4 cu.ft. 103.0 lbs.
 Consists of: M4826T, M45B-3, M76-3
List Price: \$972



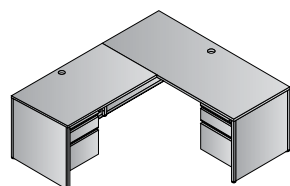
Right Pedestal Desk 50"x32"
MLR5032R-3
 14.1 cu.ft. 127.6 lbs.
 Consists of: M5032T, M21B-3, M80-3
List Price: \$1,244



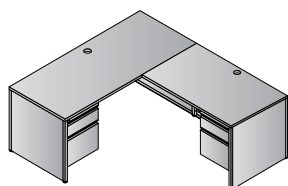
Desk and Credenza
MLRTYP211-3
 41.0 cu.ft. 358.6 lbs.
 Consists of: M6832T, M03DPB-3, M80-3 (Qty. 2), M6824T, M11B-3, M76-3 (Qty. 2)
List Price: \$3,326



Desk, Credenza and Hutch
MLRTYP11-3
 45.7 cu.ft. 456.5 lbs.
 Consists of: M6832T, M03DPB-3, M80-3 (Qty. 2), M6824T, M11B-3, M76-3 (Qty. 2), M44-3
List Price: \$3,966

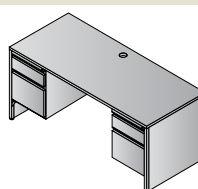


Left L-Shape Workstation 68"x78"
MLRTYP9L-3
 29.4 cu.ft. 246.0 lbs.
 Consists of: M6832T, M03SPB-3, M80-3, M4826T, M45B-3, M76-3
List Price: \$2,259

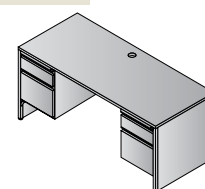


Right L-Shape Workstation 68"x78"
MLRTYP9R-3
 29.4 cu.ft. 246.0 lbs.
 Consists of: M6832T, M03SPB-3, M80-3, M4826T, M45B-3, M76-3
List Price: \$2,259

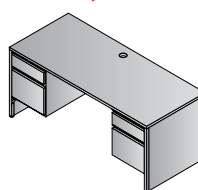
MLS Square Corner Tops



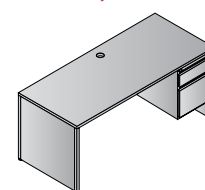
new
 Double Pedestal Desk 60"x30"
MLS6030DP-3
 21.2 cu.ft. 181.8 lbs.
 Consists of: M6030T, M02DPB-3, M80-3 (Qty. 2)
List Price: \$1,568



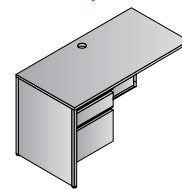
Double Pedestal Desk 66"x30"
MLS6630DP-3
 22.5 cu.ft. 191.4 lbs.
 Consists of: M6630T, M03DPB-3, M80-3 (Qty. 2)
List Price: \$1,618



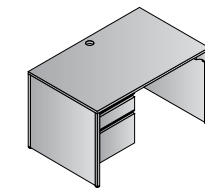
Double Pedestal Credenza 66"x22"
MLS6622DP-3
 17.7 cu.ft. 160.6 lbs.
 Consists of: M6622T, M11B-3, M76-3 (Qty. 2)
List Price: \$1,438



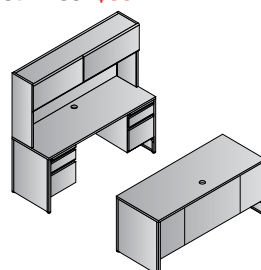
Right Pedestal Desk 66"x30"
MLS6630R-3
 16.6 cu.ft. 139.7 lbs.
 Consists of: M6630T, M03SPB-3, M80-3
List Price: \$1,167



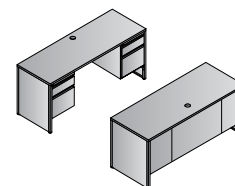
Left Pedestal Return 48"x24"
MLS4824L-3
 12.4 cu.ft. 100.1 lbs.
 Consists of: M4824T, M45B-3, M76-3
List Price: \$837



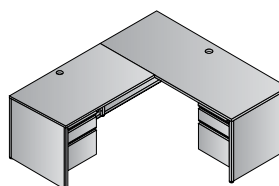
Left Pedestal Desk 48"x30"
MLS4830L-3
 14.1 cu.ft. 123.2 lbs.
 Consists of: M4830T, M21B-3, M80-3
List Price: \$1,069



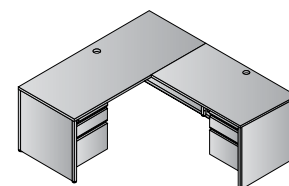
Desk, Credenza and Hutch
MLSTYP11-3
 44.9 cu.ft. 449.9 lbs.
 Consists of: M6630T, M03DPB-3, M80-3 (Qty. 2), M6622T, M11B-3, M76-3 (Qty. 2), M44-3
List Price: \$3,696



Desk and Credenza
MLSTYP211-3
 40.2 cu.ft. 352.0 lbs.
 Consists of: M6630T, M03DPB-3, M80-3 (Qty. 2), M6622T, M11B-3, M76-3 (Qty. 2)
List Price: \$3,056



Left L-Shape Workstation 66"x78"
MLSTYP9L-3
 29.0 cu.ft. 239.8 lbs.
 Consists of: M6630T, M03SPB-3, M80-3, M4824T, M45B-3, M76-3
List Price: \$2,004



Right L-Shape Workstation 66"x78"
MLSTYP9R-3
 29.0 cu.ft. 239.8 lbs.
 Consists of: M6630T, M03SPB-3, M80-3, M4824T, M45B-3, M76-3
List Price: \$2,004

Casegoods IN STOCK

All Metal Desk items
 have achieved GREENGUARD Certification



Metal Files, Storage & Pedestals



All OSP metal units are built with heavy-gauge steel, MIG & TIG welding and powdercoat finishes for long-lasting quality and durability. All files and pedestals include core-removable locks, keys and limited lifetime warranty.

Lateral Files 36" & 42" Wide

- 2, 3, 4 & 5-drawer models in Black (B), Charcoal (C), Grey (G) & Putty (P)
- Interlock allows only one drawer to open at a time for safety and stability
- Counterweight included on all models for additional stability
- Random-keyed, core-removable locks with replacement cores in multiple numbers available for customized security
- Standard side-to-side filing of Legal, Letter & A4 files
- Full-extension, steel ball-bearing drawer slides
- Integrated full-width pull design for easy opening of drawers
- Adjustable leg levelers
- Complies with ANSI/BIFMA standard X5.9-2004-Storage Units-Tests, covering 21 different testing sections
- Optional front-to-back Letter filing rails; (LF100)

Storage Units 72" & 42" High

- 270-degree opening doors
- Includes lock with key
- Optional additional shelves (STSHF18)

Pedestals 22" Deep

- Closed Top pedestals include casters, two are locking
- Open Top pedestals included adjustable glides
- Front-to-back Letter filing; side-to-side Legal files
- Optional casters (PCASTER) and adjustable glides (PGLIDE)
- Complies with ANSI/BIFMA standards

Option	Description	List Price
LF-LK1	Lock Core + 2 Keys	\$9
LF-LK2	Lock Housing, Core + 2 Keys - Lateral Files & Mobile (PTC) Pedestals	\$15
PED-LK2	Lock Housing, Core + 2 Keys Fixed (PTO) Pedestals & Metal Desks	\$15
LF-KM	Master Key	\$8
LF-KC	Change Key	\$8
LF-KB	Blank Key	\$8
LF100	Front to Back Rails (set of 2)	\$15
LF120	Drawer Sides Cover Rails (set of 2)	\$15
STSHF18	Extra Shelves (set of 2)	\$100
PCASTER	Casters for Pedestals (set of 4)	\$12
PGLIDE	Adjustable Glides for Pedestals (set of 4)	\$9
PED-BDD	Drawer Divider for Box Drawers	\$15
PCONV	Convert Open Top Pedestal to Mobile/Closed Top Pedestal (Specify Color)	\$100



All Metal Files, Pedestals and Storage Cabinets have achieved GREENGUARD Certification



LF236 36" Wide 2 Drawer Lateral File with Core-Removeable Lock & Adjustable Glides



	Finish	List
Overall Max: 36W x 20D x 28H	B Black	\$775
Drawer: 34W x 16D	C Charcoal	
Carton Wt: 139 lbs.	G Light Grey	
Cube: 14.2	P Putty	
Options: Front to Back Rails (LF 100)		

UPS: No Ships Fully Assembled

LF336 36" Wide 3 Drawer Lateral File with Core-Removeable Lock & Adjustable Glides



	Finish	List
Overall Max: 36W x 20D x 40H	B Black	\$1125
Drawer: 34W x 16D	C Charcoal	
Carton Wt: 178 lbs.	G Light Grey	
Cube: 20.1	P Putty	
Options: Front to Back Rails (LF 100)		

UPS: No Ships Fully Assembled

LF436 36" Wide 4 Drawer Lateral File with Core-Removeable Lock & Adjustable Glides



	Finish	List
Overall Max: 36W x 20D x 52H	B Black	\$1360
Drawer: 34W x 16D	C Charcoal	
Carton Wt: 202 lbs.	G Light Grey	
Cube: 26	P Putty	
Options: Front to Back Rails (LF 100)		

UPS: No Ships Fully Assembled

LF536 36" Wide 5 Drawer Lateral File with Core-Removeable Lock, Adjustable Glides & Top Drawer with Open Sides



	Finish	List
Overall Max: 36W x 20D x 64H	B Black	\$1865
Drawer: 34W x 16D	C Charcoal	
Carton Wt: 260 lbs.	G Light Grey	
Cube: 32	P Putty	
Options: Front to Back Rails (LF 100)		

UPS: No Ships Fully Assembled

LF242 42" Wide 2 Drawer Lateral File with Core-Removeable Lock & Adjustable Glides



	Finish	List
Overall Max: 42W x 20D x 28H	B Black	\$850
Drawer: 40W x 16D	C Charcoal	
Carton Wt: 159 lbs.	G Light Grey	
Cube: 16.5	P Putty	
Options: Front to Back Rails (LF 100)		

UPS: No Ships Fully Assembled

LF342 42" Wide 3 Drawer Lateral File with Core-Removeable Lock & Adjustable Glides



	Finish	List
Overall Max: 42W x 20D x 40H	B Black	\$1250
Drawer: 40W x 16D	C Charcoal	
Carton Wt: 195 lbs.	G Light Grey	
Cube: 23.5	P Putty	
Options: Front to Back Rails (LF 100)		

UPS: No Ships Fully Assembled

Metal IN STOCK

All Metal Files, Pedestals and Storage Cabinets
have achieved GREENGUARD Certification



LF442 42" Wide 4 Drawer Lateral File with Core-Removeable Lock & Adjustable Glides



	Finish	List
Overall Max: 42W x 20D x 52H	B Black	\$1515
Drawer: 40W x 16D	C Charcoal	
Carton Wt: 224 lbs.	G Light Grey	
Cube: 30.4	P Putty	
Options: Front to Back Rails (LF 100)		
UPS: No	Ships Fully Assembled	

LF542 42" Wide 5 Drawer Lateral File with Core-Removeable Lock, Adjustable Glides & Top Drawer with Open Sides



	Finish	List
Overall Max: 42W x 20D x 64H	B Black	\$2065
Drawer: 40W x 16D	C Charcoal	
Carton Wt: 285 lbs.	G Light Grey	
Cube: 37.4	P Putty	
Options: Front to Back Rails (LF 100)		
UPS: No	Ships Fully Assembled	

PTC22FF 22" Closed Top Pedestal with Casters - File/File



	Finish	List
Overall Max: 14.75W x 21.75D x 28H	B Black	\$430
Drawer: 18D	M Med Tone	
Carton Wt: 72 lbs.	G Light Grey	
Cube: 6.2	P Putty	
Options: N/A		
UPS: No	Requires Caster Attachment	NOTE: Silver & White pedestals stocked in NJ through SIS panel system

PTO22FF 22" Open Top Pedestal with Adjustable Glides - File/File



	Finish	List
Overall Max: 14.75W x 21.75D x 27.5H	B Black	\$415
Drawer: 18D	M Med Tone	
Carton Wt: 57 lbs.	G Light Grey	
Cube: 6.2	P Putty	
Options: Casters for Open Top Pedestal (PCASTER)		
UPS: No	Ships Fully Assembled	NOTE: Silver & White pedestals stocked in NJ through SIS panel system

PTC22BBF 22" Closed Top Pedestal with Casters - Box/Box/File



	Finish	List
Overall Max: 14.75W x 21.75D x 28H	B Black	\$430
Drawer: 18D	M Med Tone	
Carton Wt: 75 lbs.	G Light Grey	
Cube: 6.2	P Putty	
Options: N/A		
UPS: No	Requires Caster Attachment	NOTE: Silver & White pedestals stocked in NJ through SIS panel system

PTO22BBF 22" Open Top Pedestal with Adjustable Glides - Box/Box/File



	Finish	List
Overall Max: 14.75W x 21.75D x 27.5H	B Black	\$415
Drawer: 18D	M Med Tone	
Carton Wt: 60 lbs.	G Light Grey	
Cube: 6.2	P Putty	
Options: Casters for Open Top Pedestal (PCASTER)		
UPS: No	Ships Fully Assembled	NOTE: Silver & White pedestals stocked in NJ through SIS panel system



All Metal Files, Pedestals and Storage Cabinets have achieved GREENGUARD Certification

Metal IN STOCK

ST423618 42" High Storage Cabinet with 1 Adjustable Shelf



	Finish	List
Overall Max: 36W x 18D x 42H	B Black	\$500
Carton Wt: 81 lbs.	G Light Grey	
Cube: 3.7	P Putty	
Options: Extra Shelves (STSHF18)		
UPS: No Assembly Required		

ST723618 72" High Storage Cabinet with 4 Adjustable Shelves



	Finish	List
Overall Max: 36W x 18D x 72H	B Black	\$725
Carton Wt: 137 lbs.	G Light Grey	
Cube: 6.5	P Putty	
Options: Extra Shelves (STSHF18)		
UPS: No Assembly Required		

BXPMC22BF-GY Mobile File with Cushion



	Fabric	List
Overall Max: 15.6W x 21.8D x 21.9H	Icon Black	\$450
Carton: 16.33W x 24.25D x 21.85H	Grade A	\$485
Carton Wt: 44 lbs. UPS Wt: 45 lbs	Grade B	\$500
Cube: 5.2	Grade C	\$535
COM: 1 yard	Grade R	\$560
UPS: Yes Ships Fully Assembled		



Metal IN STOCK

All Metal Files, Pedestals and Storage Cabinets
have achieved GREENGUARD Certification



Townsend

Wood Characteristics

- American Walnut veneers on horizontal and vertical surfaces
- Parquet veneer design on worksurfaces
- Book-matched veneer on vertical surfaces

Finishes

- Royal Cherry with satin polyurethane finish

Design Details

- 3" thick tops with multi-step, shaped wood edges
- Solid hardwood picture-frame molding on pedestals and modesty panels
- Shaped veneer base trim on pedestals and modesty panels
- Decorative pilaster moldings on pedestals
- Double-rosette, antique brass drawer pulls

Construction

- 3" thick tops with multi-step, shaped wood edges
- All tops and pedestals are handed (left/right)

- Metal-to-metal connection of tops to pedestals
- Quick-connect mechanical fastener connection of modesty panels to pedestals
- Two-piece false pedestal; front integrated with modesty panel; end ships with full pedestal
- Desk pedestals box/box/file; ship assembled
- Return/Credenza pedestals file/file; ship assembled
- Additional pre-assembled units: TOW12 & TOW13
- Ship in two cartons: TOW84 72" Hutch & TOW59 48" Round Table

Features

- Integrated, felt-lined center drawer on all desk tops
- Keyboard Tray included with all bridges, returns and double pedestal credenzas
- Matching drawer interiors
- Felt-lined box drawers
- Full-extension file drawers with legal/letter filing
- Single-key locking located on inside of pedestals; front-locking lateral file and storage cabinet
- Wire management on tops and modesty panels of returns, bridge and credenzas

- Vertical heights 75" (30"H worksurfaces; 45"H hutches)
- Bookcase features 1" thick shelves; 4 adjustable, 2 fixed
- Hutch cabinets include 2 adjustable shelves and wood-frame glass door
- Hutch shelves are adjustable, 3 positions within a 5" range
- Hutch includes wire passage at worksurface and light valance
- Open Hutch fits both lateral file and storage cabinet

Conference

- 6', 8', 10' & 12' rectangular & 48" round tables
- Choice of Queen Anne or leg/pedestal base
- Queen Anne bases require assembly
- Queen Anne tables assemble without stretchers

Reception

- Reception unit (Tow-126) fits 72"x36" desks
- Features matching top/edge design as worksurfaces

Mendocino

Wood Characteristics

- Cherry tops feature book-matched American Cherry veneer
- Mahogany tops featured figured veneer
- All tops included contrasting black route line
- Lumber-banded hardwood edges with multistep, reverse-bevel design
- Coordinating veneer vertical surfaces

Finishes

- Satin Cherry or Mahogany

Design Details

- Shaped, floor-level wood trim on all pedestals
- Metal drawer pulls in brushed nickel

Construction

- Mendocino features 1 11/16" tops and 3/4" modesty panels.
- Metal-to-metal connection of tops and pedestals
- False pedestals required in connection corners of L and U shape configurations
- All pedestals ship assembled

Office

- Legal-width drawers on 72" & 84" desks
- Pedestals include single-key locking, pre-installed filing hardware for legal/letter filing and full-extension, ball-bearing drawer slides
- False pedestals required in connection corners of L and U shape configurations

- 79" vertical storage heights
- Center drawer & keyboard tray

Conference

- Racetrack tables 8', 10' & 12' with 1 1/8" thick tops and half-cylinder bases
- 48" Round table with full-cylinder base
- Bases feature floor-level wood trim

Reception

- Reception Main (MEN127) designed to fit 72x36 rectangular desk (MEN01)
- Reception Return (MEN128) designed to fit 48x24 return (MEN45)

Kenwood

Wood Characteristics

- Select hardwood veneers book-matched
- Light cherry over cherry veneer
- Mahogany over hardwood veneer
- Coordinating veneer vertical surfaces

Design Details

- Fluted wood edges
- Common grain direction on tops of all components of L and U workstations
- Coordinating drawer interiors
- All-metal drawer pulls

Construction

- Kenwood features 1-1/8" tops; 1" end panels; 5/8" modesty panels

- All desk, return, bridge and credenza shells assemble with metal fasteners
- Pedestals ship assembled
- Additional pre-assembled units include KEN-10, 12, 52 & 100

Office

- Contour shapes include P-top and bullet desks; curved corner desks and credenzas; tables
- P-top desks, curved corner desks and credenzas are handed (left/right); plan accordingly
- Returns/bridges 36", 42" & 48" widths
- Lateral file and combo file pedestals
- Pedestals include single-key locking, five-sided drawer boxes, pre-installed filing hardware for legal/letter filing and full-extension, ball-bearing drawer slides
- Center drawer & keyboard tray

Conference

- Racetrack tables 6', 8', 10', 12' & 14' with 1-1/8" thick tops and half-cylinder bases
- 42" & 48" Round tables with full-cylinder base
- Complementing presentation board, conference credenza, etc.

Reception

- Reception desk and return feature 41" high end and modesty panels
- Reception desk includes bow front transaction counter
- Optional return transaction counter (KEN124)

Sonoma

Wood Characteristics

- Select hardwood veneers book-matched
- Solid hardwood edges
- Cherry finish with medium sheen

Design Details

- Radius wood edges on tops and modesty panels
- Compound radius corners on tops
- Common grain direction on tops of all components of L and U workstations
- Fingerpull design drawer fronts
- Coordinating wood drawer interiors

Construction

- Sonoma features 1-1/8" tops and end panels;

5/8" modesty panels

- All shells assemble with metal fasteners
- Pedestals ship assembled
- Additional pre-assembled units include SON-10, 12, 52, 100, 108 & 109

Office

- Contour shapes include P-top and bullet desks; curved corner desks and credenzas; tables
- P-top desks, curved corner desks and credenzas are handed (left/right); plan accordingly
- Returns/bridges 36", 42" and 48" widths
- Lateral file and combo file pedestals
- Pedestals include single-key locking, five-sided drawer boxes, pre-installed filing hardware for legal/letter filing and full-extension, ball-bearing

drawer slides

- 2, 3 and 4-drawer lateral files with pre-installed metal filing hardware and anti-tilt feature
- Center drawer & keyboard tray

Conference

- Racetrack tables 6', 8', 10', 12' & 14' with 2"-thick tops and half-cylinder bases
- 42" & 48" Round tables with full-cylinder base
- Complementing presentation board, conference credenza, etc.

Reception

- Reception desk and return feature 41" high end and modesty panels
- Reception desk includes bow front transaction counter
- Optional return transaction counter (SON124)

Tuxedo

Materials

- Dark Roast thermally-fused laminates
- Impact-resistant PVC edges
- Black laminate drawer interiors

Design Details

- Floating top design with angled edges
- Silver finish reveal and angled base trim
- Silver, solid-metal drawer pulls
- Silver electric/USB power units standard
- Inset modesty panels with aluminum frame and frosted glass

Construction

- 1-1/4"-thick tops
- Pedestals built with 4 full-finished sides and pre-installed base trim; ship fully assembled

- Breakfront modesty panels on desks with cam lock attachment
- Bridges & Returns pre-drilled for included electric/USB power unit
- Bridges & Returns require attachment of silver reveal and base trim
- Returns are left/right handed
- Hutches require assembly

Office

- Desktops include 2 black metal grommets
- Returns & Bridge include worksurface-height power unit with dual-electric, dual-USB plug-ins (silver finish)
- Bridge features curved cockpit style top
- Hutches feature 6 paper shelves; integrated cord-drop at base of back panel; and choice of wood or glass/aluminum doors

- Storage credenzas available with any combination of lateral file (12NT), multifile (69NT) and storage cabinet (13NT) modules
- Pedestals include single-key locking, five-sided drawers, pre-installed metal filing hardware and full-extension, ball-bearing file drawers

Conference

- All table Tops include worksurface-height power unit with dual-electric, dual-USB plug-ins (silver finish)
- Table Bases ship assembled with cutout at top and grommet near bottom for wire management
- Table Bases are hollow top-to-bottom to accommodate floor power
- Square and rectangular tables can be created with modular table components
- Round table also available

Napa

Materials

- Scratch-resistant, textured thermally fused laminate surfaces with particleboard core
- Impact-resistant 3mm PVC edges
- Cherry, Espresso, Mahogany, Urban Walnut & Maple
- Has achieved Greenguard Certification
- ANSI/BIFMA standards

Design Details

- Tri-groove edge design
- Metal pulls
- Full or 3/4 height hanging pedestals
- Matching drawer interiors

Construction

- Napa features 1-1/8" tops and end panels;

5/8" modesty panels

- All desk, return, bridge and credenza shells assemble with metal fasteners
- Pedestals ship assembled Additional pre-assembled units include NAP10, 12, 100, 109, 152, WM36 & WM48

Office

- Contour shaped worksurfaces: bullet desk; curved corner bullet desks; curved corner bow front desks; and curved corner credenzas
- All curved corner desks and credenzas are handed (left/right); plan accordingly
- Returns/bridges 36", 42" & 48" widths
- Wire management grommets on all worksurfaces
- Pedestals include single-key locking, five-sided drawer boxes, pre-installed filing hardware for legal/

letter filing and full-extension, ball-bearing drawer slides

- Combo file pedestal available
- 2 and 4-drawer lateral files with pre-installed metal filing hardware and anti-tilt feature
- Center drawer & keyboard tray

Conference

- Racetrack tables 6', 8', 10' & 12'
- 42" & 47" Round tables with X base
- All tables with 1.5"-thick tops and legs
- Complementing presentation board and storage cabinet

Reception

- Reception desk and return feature 41" high end and modesty panels
- Reception desk includes bow front transaction counter

Lodi

Materials

- Scratch-resistant, thermally fused laminate surfaces
- Impact-resistant PVC edges
- Cherry and Espresso matching laminate to Napa
- Urban Walnut with wood-grain embossed finish
- Cognac stocked in New Jersey only

Design Details

- Tri-groove reeded edge design
- Black metal pulls standard; optional metallic pulls (NAP-PM)
- Black grommets standard; optional metallic grommets (NAP-GM)
- Matching drawer interiors
- Hutch with choice of glass/aluminum, glass/wood or all-wood doors

Construction

- 1"-thick tops with 3mm PVC edgebanding
- 3/4"-thick end panels and 5/8"-thick modesty panels
- 3/4 modesty panels and pedestals
- All desk, return, bridge and credenza shells assemble with metal fasteners
- Pedestal ships assembled; screw into end panel and top

Features

- All desks, returns, bridges and credenzas can be installed left or right
- Wire management standard on worksurfaces
- Hutches with integrated 2" cord-drop at base of back panels
- 3/4 pedestals include single-key locking, five-sided drawers, pre-installed metal filing hardware and full-extension, ball-bearing file drawers

- Napa mobile pedestals in Cherry, Espresso and Urban Walnut fit Lodi desk shells

Lodi Complimentary Items

Reference the Lodi Complimentary Items page for coordinating Napa items.

- Napa conference tables feature 1.5"-thick tops and legs
- Other Napa units feature 1-1/8"-thick tops
- Select conference and reception furnishings, wall-mount overheads and several accessories:
 - NAPTB-3 Tackboard fits LOD41, LOD42 & LOD44 hutches
 - NAP14 Keyboard Tray
 - NAP15 Center Drawer
 - LK1-GC Replacement Lock Cores; KM-GC master and KC-GC change keys

Ascend

Materials

- Scratch-resistant, thermally fused laminate surfaces
- Impact-resistant PVC edges
- Heavy-duty steel bases with full-width center channel

Design Details

- White, Black, Cherry and Espresso thin-profile tops
- Durable 2mm PVC edges
- White, Black & Silver bases

Construction

- 3/4"-thick tops with 2mm PVC edgebanding

- Pneumatic bases feature synchronized, dual-pneumatic design
- Center channel attaches to both legs and conceals driveshaft/actuator components on pneumatic bases and motor/cords on electric bases
- Pneumatic bases include adjustable glides and 3" locking casters; electric bases include adjustable glides only

Features – Electric

- Worksurface height adjusts 25" to 51"
- 250 lbs. weight capacity
- Push-button adjustment
- 6.5' electrical cord
- Meets ANSI/BIFMA X5.5-2014 standards

- Meets G1-2013 ergonomic standards
- Meets UL and CAN/CSA electrical standards
- Optional 4-position memory unit
- 3-year warranty

Features – Pneumatic

- Worksurface height adjusts 13.5"
- With glides installed: 26.75" to 40.25"
- With casters installed: 29.75" to 43.25"
- Synchronized, dual-pneumatic operation
- Single-lever adjustment
- Pneumatic bases intended for use with Office Star tops

Training Tables Folding/Nesting

Materials

- Scratch-resistant, thermally fused laminate surfaces
- Impact-resistant 2mm PVC edges
- Metal frame with powdercoat finish

- Legs made with 28mm-diameter steel tube; 2.3mm thick
- Modesty panel 22 gauge steel

Design Details

- Cherry, Mahogany, Maple & Grey tops with matching smooth edgebanding
- Cherry, Mahogany & Maple match Napa casegoods
- Titanium & Black frames

- Modesty panel with decorative dot pattern
- 4', 5' & 6' x 24"D tables

Construction

- 1" tops with 2mm PVC edgebanding
- Tops and Frames sold/packed/shipped separately
- Simple assembly required
- 2.5" easy-roll, locking casters

Pace

Materials

- Scratch-resistant, textured thermally fused laminate surfaces with particleboard core
- Impact-resistant 3mm PVC edges

Design Details

- Mahogany & Fog/Charcoal Grey laminates with

smooth PVC edges

- T-Arc and Post Legs with Black or Metallic powdercoat finish
- Optional modesty panels

Construction

- 1-1/8" tops and 5/8" modesty panels with metal inserts

- All components sold and packed/shipped individually

Training/Class/Computer

- 4', 5' & 6' tops @ 24" deep
- All tops feature metal inserts for Leg and Modesty Panel attachment
- Legs ship with levelers; optional casters available

Metal Desk

Materials

- High-pressure laminate worksurfaces with particleboard core
- 2mm thick Black edges
- Heavy-duty steel chassis with Black powdercoat finish
- Has achieved Greenguard Certification
- ANSI/BIFMA standards

Design Details

- Radius corner worksurfaces in Cherry or Grey Nebula
- Square corner worksurfaces in Cherry

- Full-end-panel design bases

Pedestal Features

- Full-width integrated pull design for easy grasp; matches OSP metal lateral files and mobile pedestals
- Core-removable locking
- Full-extension drawer slides
- Steel ball-bearing drawer slides for smooth, quiet operation
- Drop-in front-to-back Letter filing

Additional Features

- Desk and return are non-handed (can assemble left or right)
- Wire management grommets included on

worksurfaces

- Hutch is all-metal construction with simple assembly
- Center drawer & keyboard tray

Construction

- Base components are built with square-tube ends and steel center panels with double-bend construction at top and bottom for enhanced rigidity and structural strength
- Pedestals ship assembled and are structural components
- All metal desks, credenzas and returns require the M80/M76 pedestals for assembly; see Typical on next page
- Tops assemble to bases with wood screws

pro·line II®



7270



★ **39200** Big and Tall Deluxe High Back Bonded Leather Executive Chair with Padded Flip Arms
Overall Size: 30W x 33.5D x 49H
Seat: 25.25W x 23.5D x 6T **Back:** 23.25W x 31H x 6T **Seat Range:** 20-24
Arms to Floor: 27.75 **Carton Wt:** 68 **UPS Wt:** 82 **COM:** N/A
Carton: 32L x 29W x 18H **Cube:** 9.6 **Options:** CG50, SW70
Features: 1, 4, 8, 9 **Control:** Locking Tilt
Notes:

Fabric	Updated List Price
Bonded Leather	650.00
Big & Tall 400 lbs.	



★ **39202** Big and Tall Deluxe High Back Charcoal Fabric Executive Chair with Padded Flip Arms
Overall Size: 30W x 33.5D x 49H
Seat: 25.25W x 23.5D x 6T **Back:** 23.25W x 31H x 6T **Seat Range:** 20-24
Arms to Floor: 27.75 **Carton Wt:** 68 **UPS Wt:** 82 **COM:** N/A
Carton: 32L x 29W x 18H **Cube:** 9.6 **Options:** CG50, SW70
Features: 1, 4, 8, 9 **Control:** Locking Tilt
Notes:

Fabric	Updated List Price
Charcoal Fabric	650.00
Big & Tall 400 lbs.	



★ **39203** Big and Tall Deluxe High Back Black Fabric Executive Chair with Padded Flip Arms
Overall Size: 30W x 33.5D x 49H
Seat: 25.25W x 23.5D x 6T **Back:** 23.25W x 31H x 6T **Seat Range:** 20-24
Arms to Floor: 27.75 **Carton Wt:** 68 **UPS Wt:** 82 **COM:** N/A
Carton: 32L x 29W x 18H **Cube:** 9.6 **Options:** CG50, SW70
Features: 1, 4, 8, 9 **Control:** Locking Tilt
Notes:

Fabric	Updated List Price
Black Fabric	650.00
Big & Tall 400 lbs.	



★ **30180** Big and Tall Vertical Mesh Back Black Bonded Leather Executive Chair with Adjustable Padded Flip Arms
Overall Size: 30.5W x 28.5D x 44-47.5H
Seat: 22.5W x 23D x 5T **Back:** 22.75W x 25.25H **Seat Range:** 19.75-23.25
Arms to Floor: 28.25 **Carton Wt:** 64 **UPS Wt:** 68 **COM:** N/A
Carton: 31L x 16W x 28H **Cube:** 8.03 **Options:** CG50, SW70
Features: 1, 4, 8, 9 **Control:** Locking Tilt
Notes: Coil Spring and Memory Foam Seat.

Fabric	List Price
Black Bonded Leather	695.00
Big & Tall 400 lbs.	

NEW



69226-EC3 Big and Tall Mesh Back Black Bonded Leather Executive Chair with Adjustable Lumbar, and 2-Way Adjustable Flip Arms w/3-Position Adjustable Height
Overall Size: 28.75W x 28.75D x 41.75-45.75H
Seat: 23.5W x 22D x 6T **Back:** 22W x 29.75H **Seat Range:** 18-22
Arms to Floor: 28 **Carton Wt:** 86 **UPS Wt:** 86 **COM:** N/A
Carton: 30L x 18W x 27H **Cube:** 8.03 **Options:** CG50, SW70
Features: 1, 4, 8, 9 **Control:** Locking Tilt
Notes: Memory Foam Seat.
AVAILABLE MARCH 2017

Fabric	List Price
-EC3 Silver/Black	695.00
Big & Tall 400 lbs.	

NEW



69227-3M Big and Tall Mesh Back Black Mesh Seat Executive Chair with Adjustable Lumbar, and 2-Way Adjustable Flip Arms w/3-Position Adjustable Height
Overall Size: 28.75W x 28.75D x 41.75-45.75H
Seat: 23.5W x 22D x 6T **Back:** 22W x 29.75H **Seat Range:** 18-22
Arms to Floor: 28 **Carton Wt:** 86 **UPS Wt:** 86 **COM:** N/A
Carton: 30L x 18W x 27H **Cube:** 8.03 **Options:** CG50, SW70
Features: 1, 4, 8, 9 **Control:** Locking Tilt
Notes: Memory Foam Seat.
AVAILABLE MARCH 2017

Fabric	List Price
-3M Titanium/Black Mesh	695.00
A	730.00
B	768.00
C	810.00
R	875.00

Big & Tall 400 lbs.

NEW

★ *NJ In Stock*



69220C-EC3 Big and Tall Mesh Back Black Bonded Leather Executive Chair with Adjustable Lumbar, and 2-Way Adjustable Flip Arms w/3-Position Adjustable Height
Overall Size: 28.75W x 28.75D x 41.75-45.75H
Seat: 23.5W x 22D x 6T **Back:** 22W x 29.75H **Seat Range:** 18-22
Arms to Floor: 28 **Carton Wt:** 86 **UPS Wt:** 86 **COM:** N/A
Carton: 30L x 18W x 27H **Cube:** 8.03 **Options:** CG50, SW70
Features: 1, 4, 8, 9 **Control:** Locking Tilt
Notes: Memory Foam Seat.
AVAILABLE MARCH 2017

Fabric	List Price
-EC3 Chrome/Black	720.00
Big & Tall 400 lbs.	

NEW

★ **60310** Deluxe High Back Executive Bonded Leather Chair with Polished Aluminum Base and Padded Polished Aluminum Arms
Overall Size: 26W x 27.5D x 48.75H
Seat: 20W x 19.25D x 5.5T **Back:** 20W x 27.5H x 4.75T **Seat Range:** 19-21
Arms to Floor: 28.5 **Carton Wt:** 53 **UPS Wt:** 55 **COM:** N/A
Carton: 31L x 26W x 14H **Cube:** 6.53 **Options:** CG50, SW70
Features: 1, 4, 6, 8, 9 **Control:** Mid Pivot Knee Tilt
Notes:

Fabric	List Price
Black Bonded Leather	550.00



★ **60311** Deluxe Mid Back Executive Bonded Leather Chair with Polished Aluminum Base and Padded Polished Aluminum Arms
Overall Size: 24.25W x 28.25D x 44H
Seat: 20W x 19.25D x 5.5T **Back:** 20W x 22.75H x 4.75T **Seat Range:** 20-22.75
Arms to Floor: 28.5 **Carton Wt:** 44 **UPS Wt:** 46 **COM:** N/A
Carton: 28L x 24W x 14H **Cube:** 5.44 **Options:** CG50, SW70
Features: 1, 4, 8, 9 **Control:** Mid Pivot Knee Tilt
Notes:

Fabric	List Price
Black Bonded Leather	525.00



★ **60315** Deluxe Mid Back Executive Bonded Leather Visitor's Chair with Chrome Finish Base and Padded Polished Aluminum Arms
Overall Size: 26W x 27D x 40.5H
Seat: 20W x 19.25D x 5.5T **Back:** 20W x 22.75H x 4.75T **Seat Range:** 19.25 Fixed
Arms to Floor: 27.75 **Carton Wt:** 40 **UPS Wt:** 42 **COM:** N/A
Carton: 28L x 22W x 14H **Cube:** 4.9 **Options:** N/A
Features: N/A **Control:** N/A
Notes:

Fabric	List Price
Black Bonded Leather	425.00



★ **7270** Deluxe High Back Executive White Leather Chair with Chrome Base and Padded Polished Aluminum Arms
Overall Size: 25.75W x 27.25D x 48.75H
Seat: 21W x 20D x 3.5T **Back:** 20W x 30H x 3.5T **Seat Range:** 18-21
Arms to Floor: 27 **Carton Wt:** 60 **UPS Wt:** 61 **COM:** N/A
Carton: 34L x 26W x 14H **Cube:** 7.16 **Options:** CG50, SW70
Features: 1, 4, 6, 8, 9 **Control:** Mid Pivot Knee Tilt
Notes: Dual Wheel Carpet Casters
 Has achieved GREENGUARD Certification

Fabric	List Price
White Top Grain Leather	695.00



★ **7271** Deluxe Mid Back Executive White Leather Chair with Chrome Base and Padded Polished Aluminum Arms
Overall Size: 25.75W x 27.25D x 37.75H
Seat: 20W x 20D x 3.5T **Back:** 20W x 21H x 3.5T **Seat Range:** 18-21
Arms to Floor: 27 **Carton Wt:** 57 **UPS Wt:** 59 **COM:** N/A
Carton: 31L x 26W x 15H **Cube:** 6.99 **Options:** CG50, SW70
Features: 1, 4, 6, 8, 9 **Control:** Mid Pivot Knee Tilt
Notes: Dual Wheel Carpet Casters
 Has achieved GREENGUARD Certification

Fabric	List Price
White Top Grain Leather	650.00

★ NJ In Stock

● GA In Stock



★ **7275** Deluxe Mid Back Visitor's White Leather Chair with Chrome Base and Padded Polished Aluminum Arms
Overall Size: 25.75W x 27.25D x 37.25H
Seat: 21W x 20D x 3.5T **Back:** 20W x 21H x 3.5T **Seat Range:** 18.5 Fixed
Arms to Floor: 27 **Carton Wt:** 52 **UPS Wt:** 58 **COM:** N/A
Carton: 31L x 24W x 16H **Cube:** 6.88 **Options:** N/A
Features: N/A **Control:** N/A
Notes:
 Has achieved GREENGUARD Certification

Fabric	List Price
White Top Grain Leather	595.00

8200's



★ **8200** Deluxe High Back Executive Leather Chair with Chrome Base and Padded Polished Aluminum Arms
 ● **Overall Size:** 25.75W x 27.25D x 48.75H
Seat: 21W x 20D x 3.5T **Back:** 20W x 30H x 3.5T **Seat Range:** 16.25-19
Arms to Floor: 27 **Carton Wt:** 60 **UPS Wt:** 62 **COM:** N/A
Carton: 35L x 26W x 14D **Cube:** 7.37 **Options:** CG50, SW70
Features: 1, 4, 6, 8, 9 **Control:** Mid Pivot Knee Tilt
Notes: Dual Wheel Carpet Casters
 Has achieved GREENGUARD Certification

Fabric	List Price
Black Top Grain Leather	695.00



★ **8201** Deluxe Mid Back Executive Leather Chair with Chrome Base and Padded Polished Aluminum Arms
 ● **Overall Size:** 25.75W x 27.25D x 37.75H
Seat: 20W x 20D x 3.5T **Back:** 20W x 21H x 3.5T **Seat Range:** 16.25-19
Arms to Floor: 27 **Carton Wt:** 57 **UPS Wt:** 59 **COM:** N/A
Carton: 31L x 26W x 15H **Cube:** 7.0 **Options:** CG50, SW70
Features: 1, 4, 6, 8, 9 **Control:** Mid Pivot Knee Tilt
Notes: Dual Wheel Carpet Casters
 Has achieved GREENGUARD Certification

Fabric	List Price
Black Top Grain Leather	650.00



★ **8205** Deluxe Mid Back Leather Visitor's Chair with Chrome Base and Padded Polished Aluminum Arms
Overall Size: 25.75W x 27.25D x 37.25H
Seat: 21W x 20D x 3.5T **Back:** 20W x 21H x 3.5T **Seat Range:** 18.5 Fixed
Arms to Floor: 28.25 **Carton Wt:** 52 **UPS Wt:** 54 **COM:** N/A
Carton: 28L x 23W x 17H **Cube:** 6.33 **Options:** N/A
Features: N/A **Control:** N/A
Notes:
 Has achieved GREENGUARD Certification

Fabric	List Price
Black Top Grain Leather	595.00

8500's



★ **8500** Deluxe High Back Executive Leather Chair with Steel Base Covered with Mahogany Finish Wood and Padded Mahogany Finish Wood Arms
Overall Size: 26.5W x 31.5D x 46.25H
Seat: 21.5W x 22D x 5T **Back:** 21.5W x 26.5H x 5T **Seat Range:** 19.75-22.5
Arms to Floor: 28 **Carton Wt:** 61 **UPS Wt:** 67 **COM:** N/A
Carton: 34L x 27W x 15H **Cube:** 7.96 **Options:** CG50, SW70
Features: 1, 4, 6, 8, 9 **Control:** Deluxe Mid Pivot Knee Tilt
Notes: Dual Wheel Carpet Casters

Fabric	List Price
Black Top Grain Leather	695.00



★ **8501** Deluxe Mid Back Executive Leather Chair with Steel Base Covered with Mahogany Finish Wood and Padded Mahogany Finish Wood Arms
Overall Size: 26.5W x 31.5D x 42H
Seat: 21.5W x 22D x 5T **Back:** 20W x 22H x 3.5T **Seat Range:** 19.75-22.5
Arms to Floor: 28 **Carton Wt:** 58 **UPS Wt:** 58 **COM:** N/A
Carton: 30L x 26W x 15H **Cube:** 6.77 **Options:** CG50, SW70
Features: 1, 4, 6, 8, 9 **Control:** Deluxe Mid Pivot Knee Tilt
Notes: Dual Wheel Carpet Casters

Fabric	List Price
Black Top Grain Leather	665.00

★ NJ In Stock ● GA In Stock



★ 8505 Deluxe Mid Back Visitor's Leather Chair with Mahogany Finish

Overall Size: 26.5W x 31.5D x 38.75H
 Seat: 21.5W x 22D x 5T Back: 20W x 22H x 3.5T Seat Range: 18.5 Fixed
 Arms to Floor: 28 Carton Wt: 44 UPS Wt: 54 COM: N/A
 Carton: 28L x 23W x 17H Cube: 6.33 Options: N/A
 Features: N/A Control: N/A
 Notes:

Fabric	List Price
Black Top Grain Leather	525.00

Executive Ergonomic



★ 54666 Multi Shift Ergonomic Chair with 2-to-1 Control, Seat Slider, 2-Way Adjustable Arms and Titanium Finish Aluminum Base. 24/7 High Intensity Use Chair.

Overall Size: 25W x 25D x 41.5H
 Seat: 20.5W x 18D x 3T Back: 19.75W x 19H x 3T Seat Range: 19.25 -22.75
 Arms to Floor: 26 Carton Wt: 57 UPS Wt: 57 COM: N/A
 Carton: 30L x 26W x 15H Cube: 6.77 Features: 1, 3, 4, 7, 8, 9, 15
 Control: 3 Position Locking 2-to-1 Synchro Tilt with Seat Slider
 Notes: Increased Foam Density for Added Durability.
 Has achieved GREENGUARD Certification

Fabric	List Price
-231 Black Icon	475.00
 300 lbs.	



★ 8511 High Back Ergonomic Chair with Multi-Function Control, Seat Slider, Ratchet Back, 2-Way Adjustable Arms and Titanium Finish Aluminum Base

Overall Size: 28.25W x 24D x 44.75H
 Seat: 21.25W x 19D x 4T Back: 20W x 24.25H x 3.5T Seat Range: 18.5-22
 Arms to Floor: 25 Carton Wt: 63 UPS Wt: 63 COM: 1.75 yds
 Carton: 27L x 26W x 16H Cube: 6.5 Options: CG50, SW70
 Features: 1, 2, 4, 8, 13, 15 Control: Multi-Function with Seat Slider
 Notes: Oversized Dual Wheel Carpet Casters. ★ -231 available in NJ only
 Has achieved GREENGUARD Certification

Fabric	List Price
A	538.00
B	566.00
C	596.00
R	628.00



★ 8512 Mid Back Ergonomic Chair with Multi-Function Control, Seat Slider, Ratchet Back, 2-Way Adjustable Arms and Titanium Finish Aluminum Base

Overall Size: 27.25W x 24D x 42.5H
 Seat: 21.25W x 19D x 4T Back: 19.75W x 22H x 3.5T Seat Range: 18.5-22
 Arms to Floor: 25 Carton Wt: 63 UPS Wt: 55 COM: 1.5 yds
 Carton: 27L x 26W x 16H Cube: 6.5 Options: CG50, SW70
 Features: 1, 2, 4, 8, 13, 15 Control: Multi-Function with Seat Slider
 Notes: Oversized Dual Wheel Carpet Casters. ★ -231 available in NJ only.
 Has achieved GREENGUARD Certification

Fabric	List Price
A	510.00
B	536.00
C	564.00
R	595.00

ProGrid® Series



2817 ProGrid® Mesh Back Armless Task Chair with Paded Fabric Seat, Ratchet Back and Pneumatic Control

Overall Size: 24W x 24D x 39.75H
 Seat: 19.75W x 18D x 3T Back: 19W x 19H Seat Range: 17-22
 Arms to Floor: N/A Carton Wt: 29 UPS Wt: 35 COM: 0.75 yd
 Carton: 24L x 23W x 13H Cube: 4.15 Options: CG50, SW70
 Features: 1, 2, 4 Control: Pneumatic
 Notes: Dual Wheel Carpet Casters

Fabric	List Price
-30 Coal FreeFlex®	275.00
A	290.00
B	305.00
C	320.00
R	355.00



28174 ProGrid® Mesh Back Task Chair with Paded Fabric Seat, Adjustable Arms, Ratchet Back and Pneumatic Control

Overall Size: 26.5W x 25.25D x 39H
 Seat: 19.75W x 18D x 3T Back: 19W x 19H Seat Range: 17-22
 Arms to Floor: 26 Carton Wt: 37 UPS Wt: 37 COM: 0.75 yd
 Carton: 24L x 24W x 13H Cube: 4.3 Options: CG50, SW70
 Features: 1, 2, 4 Control: Pneumatic
 Notes: Dual Wheel Carpet Casters

Fabric	List Price
-30 Coal FreeFlex®	340.00
A	355.00
B	370.00
C	385.00
R	420.00

★ NJ In Stock



★ **96610 ProGrid® Mesh Back Task Chair with Padded Fabric Seat, Adjustable Arms, Sliding Arm Pads, Seat Slider, Ratchet Back and Pneumatic Control**

Overall Size: 26.5W x 23.5D x 35-38.5H
 Seat: 20W x 18.5D x 1T Back: 19.25W x 19.75H Seat Range: 19-22.5
 Arms to Floor: 25.5 Carton Wt: 53 UPS Wt: 53 COM: 0.75 yd
 Carton: 27L x 25W x 14H Cube: 5.4 Options: CG50, SW70
 Features: 1, 4, 12, 15 Control: Self Adjusting
 Notes: Dual Wheel Carpet Casters. ★ -30 available in NJ only.

NEW

Seat Slider

Fabric	List Price
-30 Coal FreeFlex®	425.00
A	450.00
B	475.00
C	500.00
R	545.00



★ **2902 Ergonomic Task Chair with ProGrid® Mesh Back, Padded Fabric Seat and Multi-Task Control**

Overall Size: 25W x 25D x 39.75H
 Seat: 19.5W x 18.5D x 2.5T Back: 17.5W x 16.5H Seat Range: 18-23.5
 Arms to Floor: N/A Carton Wt: 32 UPS Wt: 40 COM: 0.5 yd
 Carton: 24L x 24W x 14H Cube: 4.66 Options: CG50, SW70, 04 Arms
 Features: 1, 2, 4, 10 Control: Multi-Task
 Notes: Dual Wheel Carpet Casters
 Has achieved GREENGUARD Certification

Fabric	Updated List Price
-30 Coal FreeFlex®	290.00
A	305.00
B	320.00
C	335.00
R	375.00



★ **29024 Ergonomic Task Chair with ProGrid® Mesh Back, Padded Fabric Seat, Adjustable Arms and Multi-Task Control**

Overall Size: 25.75W x 25D x 39.75H
 Seat: 19.5W x 18.5D x 2.5T Back: 17.5W x 16.5H Seat Range: 18-23.5
 Arms to Floor: 25.5 Carton Wt: 40 UPS Wt: 40 COM: 0.5 yd
 Carton: 24L x 24W x 14H Cube: 4.66 Options: CG50, SW70, 04 Arms
 Features: 1, 2, 4, 10 Control: Multi-Task
 Notes: Dual Wheel Carpet Casters.
 Has achieved GREENGUARD Certification

Fabric	Updated List Price
-30 Coal FreeFlex®	400.00
A	430.00
B	445.00
C	460.00
R	485.00



★ **98341 Ergonomic Task Chair with ProGrid® Mesh Back and Ratchet Back Height Adjustment without Arms and Dual Function Control**

Overall Size: 20W x 25.75D x 40.5H
 Seat: 20W x 18.5D x 3T Back: 19W x 19.5H Seat Range: 17-20.5
 Arms to Floor: N/A Carton Wt: 41 UPS Wt: 43 COM: 0.5 yd
 Carton: 25L x 25W x 14H Cube: 5.06 Options: CG50, SW70
 Features: 1, 2, 4, 11 Control: Dual Function
 Notes: Dual Wheel Carpet Casters. ★ -30 available in NJ only.
 Has achieved GREENGUARD Certification

Fabric	List Price
-30 Coal FreeFlex®	320.00
A	335.00
B	350.00
C	370.00
R	395.00



★ **98344 Ergonomic Task Chair with ProGrid® Mesh Back and Ratchet Back Height Adjustment, Adjustable Arms and Dual Function Control**

Overall Size: 25.5W x 25.75D x 40.5H
 Seat: 20W x 18.5D x 3T Back: 19W x 19.5H Seat Range: 17-20.5
 Arms to Floor: 25.5 Carton Wt: 50 UPS Wt: 50 COM: 0.5 yd
 Carton: 25L x 25W x 15H Cube: 5.42 Options: CG50, SW70
 Features: 1, 2, 4, 11 Control: Dual Function
 Notes: Dual Wheel Carpet Casters. ★ -30 available in NJ only.
 Has achieved GREENGUARD Certification

Fabric	List Price
-30 Coal FreeFlex®	405.00
A	420.00
B	435.00
C	455.00
R	480.00



★ **511342AL Grey ProGrid® Mesh High Back Chair with Seat Slider, Adjustable Arms with Depth Adjustable Pads and Polished Aluminum Base**

Overall Size: 26.5W x 27.75D x 42H
 Seat: 20W x 19.5D x 3T Back: 20W x 21H Seat Range: 17.5-21.5
 Arms to Floor: 25.25 Carton Wt: 52 UPS Wt: 52 COM: N/A
 Carton: 29L x 26W x 13H Cube: 5.67 Options: SW392, HRX52
 Features: 1, 3, 4, 7, 8, 9, 15 Control: 3 Position Locking 2-to-1 Synchro Tilt
 Notes: Oversized Dual Wheel Carpet Casters
 With Headrest use Model #511342ALHRX52

Seat Slider

Fabric	List Price
Grey ProGrid® Back and Grey Fabric Seat	625.00

★ NJ In Stock



★ **511343AT** Black ProGrid® Mesh High Back Chair with Seat Slider, Adjustable Arms with Depth Adjustable Pads and Aluminum Base with Titanium Finish
Overall Size: 26.5W x 27.75D x 42H
Seat: 20W x 19.5D x 3T **Back:** 20W x 21H **Seat Range:** 17.5-21.5
Arms to Floor: 25.25 **Carton Wt:** 52 **UPS Wt:** 52 **COM:** 0.75 yd
Carton: 29L x 26W x 13H **Cube:** 5.67 **Options:** SW392, HRX53
Features: 1, 3, 4, 7, 8, 9, 15 **Control:** 3 Position Locking 2-to-1 Synchro Tilt
Notes: Oversized Dual Wheel Carpet Casters
With Headrest use Model #511343ATHRX53 **Seat Slider**

Fabric	List Price
Black ProGrid® Back and Black Fabric Seat	625.00
A	650.00
B	685.00
C	745.00
R	825.00



★ **HRX52** Grey ProGrid® Headrest **HRX53** Black ProGrid® Headrest
(Headrests Fit 511342AL and 511343AT Chairs only)

Overall Size: 12.5W x 7D x 9H
Pad Size: 12.5W x 6.25H x 1T
Carton Wt: 7 **UPS Wt:** 7 **COM:** N/A
Carton: 13L x 10W x 6H **Cube:** 0.45

Notes: To Order Chair with Headrest , Use Model #'s 511342ALHRX52 for Grey or 511343ATHRX53 for Black

Fabric	List Price
Black or Grey ProGrid®	50.00



★ **80885AL** ProGrid® Mesh Back Manager's Chair with Flip Arms, Mesh Fabric Seat, Self Adjusting Control and Polished Aluminum Base

Overall Size: 26.5W x 25.25D x 41.75H
Seat: 20W x 18D x 3T **Back:** 19.75W x 21H **Seat Range:** 19-22.75
Arms to Floor: 29.5 **Carton Wt:** 42 **UPS Wt:** 46 **COM:** N/A
Carton: 28L x 24W x 14H **Cube:** 5.44 **Options:** SW392
Features: 1, 4, 8, 9, 14 **Control:** Self Adjusting Synchro Tilt
Notes: Dual Wheel Carpet Casters

Fabric	List Price
-3 Black Mesh Seat with ProGrid® Back	495.00



★ **92343** ProGrid® Mesh Back Manager's Chair with 3-Way Adjustable Arms, Ratchet Back and Fabric Seat

Overall Size: 26.5W x 25.25D x 39H
Seat: 20.25W x 19D x 3.5T **Back:** 19W x 16.75H **Seat Range:** 18.25-22
Arms to Floor: 25.5 **Carton Wt:** 50 **UPS Wt:** 50 **COM:** 0.75 yds
Carton: 25L x 25W x 14H **Cube:** 5.06 **Options:** CG50, SW70
Features: 1, 4, 11, **Control:** Dual Function
Notes: Dual Wheel Carpet Casters

Has achieved GREENGUARD Certification



Fabric	List Price
-30 Coal FreeFlex®	400.00
A	415.00
B	435.00
C	460.00
R	495.00



★ **92893** ProGrid® Mesh Back Manager's Chair with 3-Way Adjustable Arms, Ratchet Back, Seat Slider and Fabric Seat

Overall Size: 26.5W x 25.25D x 39H
Seat: 20.25W x 19D x 3.5T **Back:** 19W x 16.75H **Seat Range:** 18.25-22
Arms to Floor: 25.5 **Carton Wt:** 50 **UPS Wt:** 50 **COM:** 0.75 yds
Carton: 27L x 26W x 14H **Cube:** 5.68 **Options:** CG50, SW70
Features: 1, 3, 4, 13, 15 **Control:** Multi-Function w/Seat Slider
Notes: Dual Wheel Carpet Casters

Has achieved GREENGUARD Certification

Seat Slider

Fabric	List Price
-30 Coal FreeFlex®	425.00
A	440.00
B	465.00
C	490.00
R	525.00




★ **95672** ProGrid® White Mesh High Back Chair with 2-Way Adjustable Arms, Ratchet Back, Deluxe 2-to-1 Synchro Tilt Control and Seat Slider

Overall Size: 25.75W x 28D x 46.5H
Seat: 20.5W x 20.25D x 3.5T **Back:** 20.5W x 22.5H **Seat Range:** 19 - 22.5
Arms to Floor: 25.5 **Carton Wt:** 59 **UPS Wt:** 59 **COM:** 0.75 yds
Carton: 29L x 25W x 14H **Cube:** 5.87 **Options:** CG50, SW70
Features: 1, 2, 3, 4, 7, 8, 9, 15 **Control:** 3 Position Locking 2-to-1 Synchro Tilt
Notes: Oversized Dual Wheel Carpet Casters


NEW

Seat Slider

Fabric	Updated List Price
ProGrid® Back and Custom Fabric Seat	525.00
 (Seat only)	545.00



95672 and 95673 Seats are available in Colored Mesh Fabrics



95673 ProGrid® White Mesh Mid Back Chair with 2-Way Adjustable Arms, Ratchet Back, Deluxe 2-to-1 Synchro Tilt Control and Seat Slider

Overall Size: 25.75W x 24.75D x 41H

Seat: 20.5W x 20.25D x 3.5T Back: 19.5W x 19.75H Seat Range: 19-22.5

Arms to Floor: 25.5 Carton Wt: 54 UPS Wt: 54 COM: 0.75 yds

Carton: 27L x 25W x 14H Cube: 5.46 Options: CG50, SW70

Features: 1, 2, 3, 4, 7, 8, 9,15 Control: 3 Position Locking 2-to-1 Synchro Tilt

Notes: Oversized Dual Wheel Carpet Casters

NEW

Seat Slider

Fabric ProGrid® Back and Custom Fabric Seat	Updated List Price
	500.00
(Seat only)	520.00



8810W ProGrid® Mesh Back with Padded Fabric Seat Visitor's Chair with Arms and White Finish Frame

Overall Size: 25W x 24.25D x 36.75H

Seat: 18.5W x 18D x 2.5T Back: 19.5W x 18.5H Seat Range: 19 Fixed

Arms to Floor: 26.75 Carton Wt: 25 UPS Wt: 42 COM: .5 yds

Carton: 34L x 23W x 11H Cube: 4.97 Options: SW72

Features: N/A Control: N/A

Notes:

NEW

Fabric	List Price
Fun Colors	290.00
(Seat only)	



8840W ProGrid® Mesh Back with Padded Fabric Seat Visitor's Chair with Arms, Casters and White Finish Frame

Overall Size: 25W x 24.25D x 36.75H

Seat: 18.5W x 18D x 2.5T Back: 19.5W x 18.5H Seat Range: 19 Fixed

Arms to Floor: 26.75 Carton Wt: 25 UPS Wt: 42 COM: .5 yds

Carton: 34L x 23W x 11H Cube: 4.97 Options: N/A

Features: N/A Control: N/A

Notes:

NEW

Fabric	List Price
Fun Colors	300.00
(Seat only)	



★ **95512** ProGrid® Checkered Mesh Back with Adjustable Lumbar Support, 2-Way Adjustable Arms, Ratchet Back and Self Adjusting Mechanism

Overall Size: 26.25W x 27.5D x 36.5 - 40H
 Seat: 20.25W x 19.75D x 3.25T Back: 19.75W x 19.5H Seat Range: 18.5-22
 Arms to Floor: 25.5 Carton Wt: 53 UPS Wt: 53 COM: 0.75 yds
 Carton: 29L x 25W x 13H Cube: 5.45 Options: CG50, SW70
 Features: 1, 2, 4, 5, 9, 12 Control: Self Adjusting, Locking Tilt
 Notes: Dual Wheel Carpet Casters. ★ -30 available in NJ only.

NEW

Fabric	List Price
-30 Coal FreeFlex®	500.00
A	525.00
B	550.00
C	580.00
R	625.00

Self Adjusting Mechanism



★ **92583** ProGrid® Mesh Drafting Chair with Adjustable Footring and Dual Wheel Locking Carpet Casters

Overall Size: 27W x 24.75D x 41-50H
 Seat: 20.5W x 19.25D Back: 19.75W x 19.75H Seat Range: 24.25-33.5
 Arms to Floor: N/A Carton Wt: 45 UPS Wt: 50 COM: 0.5 yds
 Carton: 27L x 26W x 14H Cube: 5.68 Options: CG50, SW70
 Features: 1, 3, 4 Control: Pneumatic Height
 Notes: ★ -30 available in NJ only.

NEW

Fabric	List Price
-30 Coal FreeFlex®	425.00
A	450.00
B	475.00
C	500.00
R	550.00



★ **90662** ProGrid® Mesh High Back Chair with 3-Way Adjustable Arms, 3 Position Locking 2-to-1 Synchro Tilt Control and Seat Slider

Overall Size: 26.5W x 27D x 43.5H
 Seat: 20.25W x 19D x 3.5T Back: 19W x 22.25H Seat Range: 18.25-22
 Arms to Floor: 25.5 Carton Wt: 51 UPS Wt: 55 COM: 0.75 yds
 Carton: 31L x 26W x 14H Cube: 6.53 Options: CG50, SW70
 Features: 1, 3, 4, 7, 8, 9, 15 Control: 3 Position Locking 2-to-1 Synchro Tilt
 Notes: Dual Wheel Carpet Casters
 Has achieved GREENGUARD Certification

Seat Slider

Fabric	List Price
-30 Coal FreeFlex®	425.00
A	440.00
B	465.00
C	490.00
R	525.00



★ **92892** ProGrid® Mesh High Back Chair with 3-Way Adjustable Arms, Seat Slider, Multi-Function Control and Fixed Back

Overall Size: 26W x 29D x 42H
 Seat: 21W x 19.5D x 3T Back: 19.5W x 23H Seat Range: 18.25-22
 Arms to Floor: 25.5 Carton Wt: 51 UPS Wt: 51 COM: 0.75 yds
 Carton: 31L x 25W x 13H Cube: 5.83 Options: CG50, SW70
 Features: 1, 3, 4, 13, 15 Control: Multi-Function with Fixed Back
 Notes: Dual Wheel Carpet Casters
 Has achieved GREENGUARD Certification

Seat Slider

Fabric	List Price
-30 Coal FreeFlex®	460.00
A	480.00
B	505.00
C	530.00
R	570.00



★ **93720** ProGrid® Mesh High Back Chair with 3-Way Adjustable Arms, Seat Slider and Synchro Control with Infinite Lock and Titanium Finish Aluminum Base

Overall Size: 27.75W x 27.25D x 44.25H
 Seat: 20W x 18.5D Back: 21.25W x 23.25H Seat Range: 19.5-21.75
 Arms to Floor: 26.25 Carton Wt: 64 UPS Wt: 71 COM: N/A
 Carton: 37L x 26W x 15H Cube: 8.35 Options: CG50, SW70
 Features: 1, 3, 4, 7, 8, 9, 15 Control: Synchro with Seat Slider
 Notes: Dual Wheel Carpet Casters
 Has achieved GREENGUARD Certification

Seat Slider

Fabric	List Price
ProGrid® Seat and Back	650.00



★ **97720** ProGrid® Mesh High Back Chair with Fabric Seat, 3-Way Adjustable Arms, Seat Slider and Synchro Control with Infinite Lock and Titanium Finish Base

Overall Size: 28.5W x 24.5D x 43.5H
 Seat: 20.5W x 19D x 3.25T Back: 21.5W x 24.5H Seat Range: 18-20.25
 Arms to Floor: 24.75 Carton Wt: 54 UPS Wt: 71 COM: N/A
 Carton: 37L x 26W x 15H Cube: 8.35 Options: CG50, SW70
 Features: 1, 3, 4, 7, 8, 9, 15 Control: Synchro with Seat Slider
 Notes: Dual Wheel Carpet Casters. Cal 133 Compliant.
 Has achieved GREENGUARD Certification

Seat Slider



Fabric	List Price
-30 Coal FreeFlex®	575.00
A	595.00
B	625.00
C	650.00
R	705.00

★ NJ In Stock

● GA In Stock

pro·line II® ProGrid® Series and Deluxe Stacking Chairs



★ 97728 ProGrid® Mesh High Back Chair with Bonded Leather Seat, 3-Way Adjustable Arms, Seat Slider & Synchro Control with Infinite Lock and Titanium Finish Base

● Overall Size: 28.5W x 24.5D x 43.5H
 Seat: 20.5W x 19D x 3.25T Back: 21.5W x 24.5H Seat Range: 18-20.25
 Arms to Floor: 24.75 Carton Wt: 59 UPS Wt: 71 COM: N/A
 Carton: 37L x 26W x 15H Cube: 8.35 Options: CG50, SW70
 Features: 1, 3, 4, 7, 8, 9, 15 Control: Synchro with Seat Slider
 Notes: Dual Wheel Carpet Casters
 Has achieved GREENGUARD Certification

Seat Slider

Fabric	List Price
Bonded Leather -EC3 Black	595.00



98346 ProGrid® Mesh Back Manager's Chair with Leather and Mesh Seat, 3-Way Adjustable Arms with Depth Adjustable Pads and Dual Function Control

● Overall Size: 26.75W x 24.75D x 40.5H
 Seat: 20.5W x 19D x 3.5T Back: 19.75W x 20.5H Seat Range: 19-22.75
 Arms to Floor: 27 Carton Wt: 58 UPS Wt: 58 COM: N/A
 Carton: 25L x 25W x 15H Cube: 5.42 Options: CG50, SW70
 Features: 1, 4, 11 Control: Dual Function
 Notes: Dual Wheel Carpet Casters
 Has achieved GREENGUARD Certification

Fabric	List Price
ProGrid® Back Black Leather and Mesh Fabric Seat	430.00



★ 27284 ProGrid® Mesh Back Manager's Chair with Leather Seat, Pivoting Arms, Ratchet Height Adjustable Back and Nylon Base with Chrome Accents

● Overall Size: 25.75W x 25.25D x 41.25H
 Seat: 19.5W x 18.5D x 3.5T Back: 19.75W x 18.5H Seat Range: 17-21
 Arms to Floor: 24.5 Carton Wt: 47 UPS Wt: 56 COM: N/A
 Carton: 28L x 24W x 17H Cube: 6.61 Options: CG50, SW70
 Features: 1, 2, 4, 7, 8 Control: Wire Control, 2-to-1 Synchro Tilt
 Notes: REPLACES 95344.

Fabric	Updated List Price
ProGrid® Back with Black Leather Fabric Seat	575.00



★ 27283 ProGrid® Mesh Back Manager's Chair with Mesh Seat, Pivoting Arms, Ratchet Height Adjustable Back and Nylon Base with Chrome Accents

● Overall Size: 25.75W x 25.25D x 41.25H
 Seat: 19.5W x 18.5D x 3.5T Back: 19.75W x 18.5H Seat Range: 17-21
 Arms to Floor: 24.5 Carton Wt: 47 UPS Wt: 56 COM: N/A
 Carton: 28L x 24W x 17H Cube: 6.61 Options: CG50, SW70
 Features: 1, 2, 4, 7, 8 Control: Wire Control, 2-to-1 Synchro Tilt
 Notes: REPLACES 95344.

Fabric	Updated List Price
ProGrid® Back with Black Mesh Fabric Seat	550.00



★ 85640 ProGrid® Mesh Back Visitor's Chair with Padded Fabric Seat, Countoured Arms, Casters and Titanium Finish Frame

● Overall Size: 24.5W x 23.25D x 37.75H
 Seat: 17W x 19.75D x 2.25T Back: 19.75W x 20H Seat Range: 18.5 Fixed
 Arms to Floor: 26.75 Carton Wt: 24 UPS Wt: 40 COM: 0.75 yds
 Carton: 34L x 22W x 11H Cube: 4.76 Options: SW72
 Features: N/A Control: N/A
 Notes:
 Has achieved GREENGUARD Certification

Fabric	List Price
-30 Coal FreeFlex®	260.00
A	275.00
B	290.00
C	305.00
R	330.00



★ 85670 ProGrid® Mesh Back Visitor's Chair with Padded Fabric Seat, Countoured Arms and Titanium Finish Frame

● Overall Size: 24.5W x 23.25D x 37.75H
 Seat: 17W x 19.75D x 2.25T Back: 19.75W x 20H Seat Range: 18.5 Fixed
 Arms to Floor: 26.75 Carton Wt: 24 UPS Wt: 40 COM: 0.75 yds
 Carton: 34L x 22W x 11H Cube: 4.76 Options: N/A
 Features: N/A Control: N/A
 Notes:
 Has achieved GREENGUARD Certification

Fabric	List Price
-30 Coal FreeFlex®	250.00
A	265.00
B	280.00
C	295.00
R	320.00

★ NJ In Stock

● GA In Stock



★ **84510** ProGrid® Mesh Back Visitor's Chair with Padded Fabric Seat, Countoured Arms and Titanium Finish Frame
Overall Size: 25.5W x 24D x 36.5H
Seat: 18.5W x 19.5D x 3.25T **Back:** 20.75W x 21.75H **Seat Range:** 18.5 Fixed
Arms to Floor: 26 **Carton Wt:** 23 **UPS Wt:** 39 **COM:** 0.75 yds
Carton: 34L x 21W x 11H **Cube:** 4.54 **Options:** N/A
Features: N/A **Control:** N/A
Notes: Stacks with 84540
 Has achieved GREENGUARD Certification

Fabric -30 Coal FreeFlex®	List Price
	290.00
A	305.00
B	320.00
C	335.00
R	360.00



★ **84540** ProGrid® Mesh Back Visitor's Chair with Padded Fabric Seat, Arms, Casters and Titanium Finish Frame
Overall Size: 25.5W x 24D x 36.5H
Seat: 18.5W x 19.5D x 3.25T **Back:** 20.75W x 21.75H **Seat Range:** 18.5 Fixed
Arms to Floor: 26 **Carton Wt:** 23 **UPS Wt:** 39 **COM:** 0.7 yds
Carton: 34L x 21W x 11H **Cube:** 4.54 **Options:** SW72
Features: N/A **Control:** N/A
Notes: Stacks with 84510
 Has achieved GREENGUARD Certification

Fabric -30 Coal FreeFlex®	List Price
	300.00
A	315.00
B	330.00
C	345.00
R	370.00



★ **86724** ProGrid® Mesh Back Visitor's Chair with Padded Fabric Seat and Titanium Finish Frame
Overall Size: 20.25W x 24D x 33.25H
Seat: 18W x 19D x 3T **Back:** 19W x 15H **Seat Range:** 17.25 Fixed
Arms to Floor: N/A **Carton Wt:** 19 **UPS Wt:** 25 **COM:** 0.75 yds
Carton: 27L x 21W x 9H **Cube:** 2.95 **Options:** N/A
Features: N/A **Control:** N/A
Notes: Stacking
 Has achieved GREENGUARD Certification

Fabric -30 Coal FreeFlex®	List Price
	205.00
A	210.00
B	220.00
C	235.00
R	253.00



★ **86725** ProGrid® Mesh Back Visitor's Chair with Padded Fabric Seat, Titanium Finish Sled Base
Overall Size: 20.25W x 24D x 33.25H
Seat: 18.5W x 19D x 3T **Back:** 19W x 15H **Seat Range:** 18 Fixed
Arms to Floor: N/A **Carton Wt:** 20 **UPS Wt:** 25 **COM:** 0.75 yds
Carton: 27L x 21W x 9H **Cube:** 2.95 **Options:** N/A
Features: N/A **Control:** N/A
Notes: Stacking
 Has achieved GREENGUARD Certification

Fabric -30 Coal FreeFlex®	List Price
	225.00
A	230.00
B	240.00
C	255.00
R	295.00



★ **8455** Visitor's Chair with Ventilated Plastic Back and Black FreeFlex® -30 Seat with Chrome Sled Base
Overall Size: 20.25W x 24D x 33.25H
Seat: 18.5W x 19D x 3T **Back:** 19W x 15H **Seat Range:** 17.75 Fixed
Weights: 248/65/35 **UPS Weights:** 100 (2-Pack Only)
Carton: 41L x 27W x 22H (4-Pack) 37L x 25W x 22H (2-Pack)
Cube: 41.42/14.09/11.77
Notes: Stacking and Ganging Sold in 20 Bulk pack w/Dolly, 4-Pack or 2-Pack
 Has achieved GREENGUARD Certification

Fabric -30 Coal FreeFlex®	List Price
8455C20-30 (20 Pack w/Dolly)	2530.00
8455C4-30 (4-Pack)	540.00
8455C2-30 (2-Pack)	290.00



★ **82720** Upholstered Contour Back Armless Visitor's Chair with Titanium Finish Frame
Overall Size: 24.75W x 23.25D x 34H
Seat: 18.25W x 18.25D x 1.5T **Back:** 19W x 13.75H x .5T **Seat Range:** 19 Fixed
Arms to Floor: N/A **Carton Wt:** 20 **UPS Wt:** 33 **COM:** 1.0 yds
Carton: 32L x 21W x 10H **Cube:** 3.88 **Options:** N/A
Features: N/A **Control:** N/A
Notes: Stacks with Models 82710 and 82740.
 Has achieved GREENGUARD Certification

Fabric -30 Coal FreeFlex®	List Price
	180.00
A	190.00
B	200.00
C	215.00
R	230.00

★ NJ In Stock

● GA In Stock

pro·line II[®] Deluxe Stacking Chairs



★ **82710 Upholstered Contour Back Visitor's Chair with Arms and Titanium Finish Frame**
Overall Size: 24.75W x 23.25D x 34H
Seat: 18.25W x 18.25D x 1.5T **Back:** 19W x 13.75H x .5T **Seat Range:** 19 Fixed
Arms to Floor: 27 **Carton Wt:** 20 **UPS Wt:** 33 **COM:** 1.0 yds
Carton: 32L x 21W x 10H **Cube:** 3.88 **Options:** N/A
Features: N/A **Control:** N/A
Notes: Stacks with Models 82720 and 82740.
 Has achieved **GREENGUARD Certification**

Fabric -30 Coal FreeFlex [®]	List Price
A	195.00
B	205.00
C	215.00
R	230.00
	245.00



★ **82740 Cal 133 Compliant Upholstered Seat and Back Visitor's Chair with Arms, Casters and Titanium Finish Frame**
Overall Size: 24.75W x 23.25D x 34H
Seat: 18.25W x 18.25D x 1.5T **Back:** 19W x 13.75H x .5T **Seat Range:** 19 Fixed
Arms to Floor: 27 **Carton Wt:** 20 **UPS Wt:** 33 **COM:** 1.0 yds
Carton: 32L x 21W x 10H **Cube:** 3.88 **Options:** SW72
Features: N/A **Control:** N/A
Notes: Stacks with Models 82710 and 82720. ★ -30 available in NJ only
 Has achieved **GREENGUARD Certification**

Fabric -30 Coal FreeFlex [®]	List Price
A	205.00
B	215.00
C	225.00
R	240.00
	255.00



★ **86710 ProGrid[®] Mesh Back with Padded Fabric Seat Visitor's Chair with Arms and Titanium Finish Frame**
Overall Size: 25W x 23D x 34H
Seat: 18W x 20D x 2T **Back:** 20W x 14.5H **Seat Range:** 18 Fixed
Arms to Floor: 26.75 **Carton Wt:** 20 **UPS Wt:** 33 **COM:** .75 yds
Carton: 32L x 21W x 10H **Cube:** 3.89 **Options:** N/A
Features: N/A **Control:** N/A
Notes: Stacks with Model 86740
 Has achieved **GREENGUARD Certification**

Fabric -30 Coal FreeFlex [®]	List Price
A	205.00
B	215.00
C	225.00
R	240.00
	255.00



★ **86740 ProGrid[®] Mesh Back with Padded Fabric Seat Visitor's Chair with Casters, Arms and Titanium Finish Frame**
Overall Size: 25W x 23D x 34H
Seat: 18W x 20D x 2T **Back:** 20W x 14.5H **Seat Range:** 18 Fixed
Arms to Floor: 26.75 **Carton Wt:** 20 **UPS Wt:** 33 **COM:** 0.75 yds
Carton: 32L x 21W x 10H **Cube:** 3.89 **Options:** SW72
Features: N/A **Control:** N/A
Notes: Stacks with Models 82710 and 82720
 Has achieved **GREENGUARD Certification**

Fabric -30 Coal FreeFlex [®]	List Price
A	215.00
B	225.00
C	235.00
R	250.00
	265.00



★ **8610 Ventilated Plastic Wrap Around Back Visitor's Chair with Arms and Titanium Finish Frame**
Overall Size: 25W x 23D x 34H
Seat: 18W x 20D x 2T **Back:** 20W x 14.5H **Seat Range:** 18 Fixed
Arms to Floor: 26.75 **Carton Wt:** 19 **UPS Wt:** 33 **COM:** 0.75 yds
Carton: 32L x 21W x 10H **Cube:** 3.89 **Options:** N/A
Features: N/A **Control:** N/A
Notes: Stacks with Models 8620 and 8640
 Has achieved **GREENGUARD Certification**

Fabric -30 Coal FreeFlex [®]	List Price
A	185.00
B	195.00
C	205.00
R	220.00
	235.00



★ **8620 Ventilated Plastic Wrap Around Back Armless Visitor's Chair with Titanium Finish Frame**
Overall Size: 20.5W x 23D x 34H
Seat: 18W x 20D x 2T **Back:** 20W x 14.5H **Seat Range:** 18 Fixed
Arms to Floor: N/A **Carton Wt:** 17 **UPS Wt:** 24 **COM:** 0.75 yds
Carton: 26L x 21W x 9H **Cube:** 2.84 **Options:** N/A
Features: N/A **Control:** N/A
Notes: Stacks with Models 8610 and 8640
 Has achieved **GREENGUARD Certification**

Fabric -30 Coal FreeFlex [®]	List Price
A	170.00
B	180.00
C	190.00
R	205.00
	220.00

★ NJ In Stock ● GA In Stock



★ **8640** Ventilator Plastic Wrap Around Back Visitor's Chair with Arms,
 ● Casters and Titanium Finish Frame
Overall Size: 25W x 23D x 34H
Seat: 18W x 20D x 2T **Back:** 20W x 14.5H **Seat Range:** 18 Fixed
Arms to Floor: 26.75 **Carton Wt:** 19 **UPS Wt:** 33 **COM:** 0.75 yds
Carton: 32L x 21W x 10H **Cube:** 3.88 **Options:** SW72
Features: N/A **Control:** N/A
Notes: Stacks with Models 8610 and 8620
 Has achieved GREENGUARD Certification

Fabric -30 Coal FreeFlex®	List Price
A	195.00
B	205.00
C	215.00
R	230.00
	245.00



84230/84270 ProGrid® Checkered Mesh Back Folding Chair with Casters
 and Titanium or Black Finish Frame (2-Pack)
Overall Size: 26W x 24D x 37H
Seat: 18.5W x 19.25D **Back:** 19.75W x 19.75H **Seat Range:** 19 Fixed
Arms to Floor: 26.75 **Carton Wt:** 69 **UPS Wt:** 86 **COM:** 0.5 yds
Carton: 27L x 24W x 27H **Cube:** 10.12 **Options:** SW72
Features: N/A **Control:** N/A
Notes:

NEW

Fabric 84230 Black Frame 84270 Titanium Frame -30 Coal FreeFlex®	List Price
A	650.00
B	682.00
C	716.00
R	752.00
	805.00



★ **84220** Deluxe ProGrid® Mesh Back Armless Folding Chair with Casters
 ● and Titanium Finish Frame (2-Pack)
Overall Size: 24W x 23.75D x 36.5H
Seat: 18.25W x 19D x 2.5T **Back:** 21.5W x 20.75H **Seat Range:** 19.25 Fixed
Arms to Floor: N/A **Carton Wt:** 56 **UPS Wt:** 65 **COM:** 0.75 yds
Carton: 25L x 23W x 23H **Cube:** 7.65 **Options:** SW72
Features: N/A **Control:** N/A
Notes: Seat Folds up for Horizontal Nesting
 Sold in 2-Pack Only Has achieved GREENGUARD Certification

Fabric -30 Coal FreeFlex®	List Price
A	610.00
B	642.00
C	676.00
R	712.00
	765.00



★ **84440** Deluxe ProGrid® Mesh Back Folding Chair with Arms, Casters and
 ● Titanium Finish Frame (2-Pack)
Overall Size: 24W x 23.75D x 36.5H
Seat: 18.5W x 19D x 2.5T **Back:** 21.5W x 20.75H **Seat Range:** 19.25 Fixed
Arms to Floor: 26.75 **Carton Wt:** 56 **UPS Wt:** 79 **COM:** 0.75 yds
Carton: 26L x 24W x 26H **Cube:** 9.38 **Options:** SW72
Features: N/A **Control:** N/A
Notes: Seat Folds up for Horizontal Nesting
 Sold in 2-Pack Only Has achieved GREENGUARD Certification

Fabric -30 Coal FreeFlex®	List Price
A	650.00
B	682.00
C	716.00
R	752.00
	805.00



★ **83220** Deluxe Ventilator Plastic Wrap Around Back Armless Folding Chair
 ● with Casters and Titanium Finish Frame (2-Pack)
Overall Size: 24.5W x 22D x 34H
Seat: 18W x 19D x 2.5T **Back:** 18.5W x 14.25H **Seat Range:** 19.25 Fixed
Arms to Floor: N/A **Carton Wt:** 55 **UPS Wt:** 62 **COM:** 0.75 yds
Carton: 24L x 24W x 22H **Cube:** 7.33 **Options:** SW72
Features: N/A **Control:** N/A
Notes: Seat Folds up for Horizontal Nesting
 Sold in 2-Pack Only Has achieved GREENGUARD Certification

Fabric -30 Coal FreeFlex®	List Price
A	430.00
B	452.00
C	470.00
R	500.00
	540.00



★ **84330** Ventilator Plastic Wrap Around Back Folding Chair with Arms,
 ● Casters and Titanium Finish Frame (2-Pack)
Overall Size: 24.5W x 22D x 34H
Seat: 18W x 19D x 2.5T **Back:** 18.5W x 14.25H **Seat Range:** 19.25 Fixed
Arms to Floor: 26.75 **Carton Wt:** 55 **UPS Wt:** 79 **COM:** 0.75 yds
Carton: 26L x 26W x 24H **Cube:** 9.38 **Options:** SW72
Features: N/A **Control:** N/A
Notes: Seat Folds up for Horizontal Nesting
 Sold in 2-Pack Only Has achieved GREENGUARD Certification

Fabric -30 Coal FreeFlex®	List Price
A	470.00
B	492.00
C	516.00
R	540.00
	580.00



★ **SW72 Soft Wheel Caster (set of 4)**
 ● **Carton Wt: 2 Cube: 0.2**
Designed For: 84540, 82740, 86740, 8640, 84220, 84440, 83220, and 84330
 Has achieved GREENGUARD Certification
List: 25.00 (set of 4)



★ **SW70 Soft Wheel Caster (set of 5)**
 ● **Carton Wt: 2 Cube: 0.2**
Designed For: Most Work Smart & Space Chairs
 - See individual Chair Options
 Has achieved GREENGUARD Certification
List: 30.00 (set of 5)

Folding Chairs



81101 Deluxe ProGrid® Mesh Seat and Back Folding Chair with White Finish Frame (2-Pack)
Overall Size: 20.25W x 22D x 34.25H
Seat: 17.5W x 18.25D **Back:** 20.25W x 11H **Seat Range:** 17.75 Fixed
Arms to Floor: N/A **Carton Wt:** 29 **UPS Weight:** 31 **COM:** N/A
Carton: 43L x 21W x 7H **Cube:** 3.65 **Options:** N/A
Features: N/A **Control:** N/A
Notes: Sold in 2-Pack Only Gangable and Stackable. **REPLACES** Beige Frame. Patent# US D647,718 S Has achieved GREENGUARD Certification

Fabric	List Price
ProGrid® Seat and Back	280.00 (2-Pack)
400 lbs.	



★ **81308 Deluxe ProGrid® Mesh Seat and Back Folding Chair with Black Finish Frame (2-Pack)**
Overall Size: 20.25W x 22D x 34.25H
Seat: 17.5W x 18.25D **Back:** 20.25W x 11H **Seat Range:** 17.75 Fixed
Arms to Floor: N/A **Carton Wt:** 29 **UPS Weight:** 31 **COM:** N/A
Carton: 43L x 21W x 7H **Cube:** 3.65 **Options:** N/A
Features: N/A **Control:** N/A
Notes: Sold in 2-Pack Only Gangable and Stackable. Patent# US D647,718 S Has achieved GREENGUARD Certification

Fabric	List Price
ProGrid® Seat and Back	280.00 (2-Pack)
400 lbs.	



81608 Deluxe ProGrid® Mesh Seat and Back Folding Chair with Silver Finish Frame (2-Pack)
Overall Size: 20.25W x 22D x 34.25H
Seat: 17.5W x 18.25D **Back:** 20.25W x 11H **Seat Range:** 17.75 Fixed
Arms to Floor: N/A **Carton Wt:** 29 **UPS Weight:** 31 **COM:** N/A
Carton: 43L x 21W x 7H **Cube:** 3.65 **Options:** N/A
Features: N/A **Control:** N/A
Notes: Sold in 2-Pack Only Gangable and Stackable. Patent# US D647,718 S Has achieved GREENGUARD Certification

Fabric	List Price
ProGrid® Seat and Back	280.00 (2-Pack)
400 lbs.	



PSN620 (White) PSN625 (Black) Veneer Laptop Table, Adjustable to Five Heights with Chrome Finish Trim and Locking Casters
Overall Size: 20W x 17D x 36.25H
Top Height: 36.25 to 28.25 in 5 steps **Top Size:** 20W x 13.75D
Carton Wt: 17 **UPS Wt:** 17
Carton: 23L x 20W x 7H **Cube:** 1.86 **Options:** N/A
Notes:

Finish	List Price
PSN620 White or PSN625 Black	225.00



PSN621 (Maple) PSN623 (Mahogany) Veneer Laptop Table, Adjustable to Five Heights with Chrome Finish Trim and Locking Casters
Overall Size: 20W x 17D x 36.25H
Top Height: 36.25 to 28.25 in 5 steps **Top Size:** 20W x 13.75D
Carton Wt: 17 **UPS Wt:** 17
Carton: 23L x 20W x 7H **Cube:** 1.86 **Options:** N/A
Notes:

Finish	List Price
PSN621 Maple or PSN623 Mahogany	225.00



PSN627 (Cherry) PSN628 (Espresso) Veneer Laptop Table, Adjustable to Five Heights with Chrome Finish Trim and Locking Casters

Overall Size: 20W x 17D x 36.25H

Top Height: 36.25 to 28.25 in 5 steps **Top Size:** 20W x 13.75D

Carton Wt: 17 **UPS Wt:** 17

Carton: 23L x 20W x 7H **Cube:** 1.86 **Options:** N/A

Notes:

Finish	List Price
PSN627 Cherry or PSN628 Espresso	225.00



- HAT60241** 4 ft. Wide Pneumatic Height Adjustable Table with Locking Black Casters. Steel Frame/Laminate Top.

Overall Size: 47.25W x 23.5D x 30.25 - 43.25H

Height Minimum: 30.25 **Height Maximum:** 43.25

Carton Wt: 98 **UPS Wt:** 98

Carton: 50L x 26W x 8H **Cube:** 6.01 **Options:** N/A

Weight Capacity: 200 lbs.

Notes: Complete Set.

NEW
adjustable
table

Finish	List Price
HAT60241-1 White Frame/ White Top	800.00



- HAT60251** 5 ft. Wide Pneumatic Height Adjustable Table with Locking Black Casters. Steel Frame/Laminate Top.

Overall Size: 59W x 23.5D x 30.25 - 43.25H

Height Minimum: 30.25 **Height Maximum:** 43.25

Carton Wt: 113 **UPS Wt:** 113

Carton: 62L x 26W x 8H **Cube:** 7.46 **Options:** N/A

Weight Capacity: 200 lbs.

Notes: Complete Set. UPSable, Oversized Package

NEW
adjustable
table

Finish	List Price
HAT60251-1 White Frame/ White Top	850.00



- HAT60261** 6 ft. Wide Pneumatic Height Adjustable Table with Locking Black Casters. Steel Frame/Laminate Top.

Overall Size: 70.75W x 23.5D x 30.25 - 43.25H

Height Minimum: 30.25 **Height Maximum:** 43.25

Carton Wt: 127 **UPS Wt:** 127

Carton: 74L x 26W x 8H **Cube:** 8.9 **Options:** N/A

Weight Capacity: 200 lbs.

Notes: Complete Set. UPSable, Oversized Package

NEW
adjustable
table

Finish	List Price
HAT60261-1 White Frame/ White Top	900.00



● GA In Stock



PHT70523/PHT70527/PHT70521 Pneumatic Height Adjustable Table with White Dry-Erase Table Top

Overall Size: 47.25W x 23.5D x 41H
Height Minimum: 29 **Height Maximum:** 41
Carton Wt: 61 **UPS Wt:** 61
Carton: 49L x 25W x 5H **Cube:** 3.5 **Options:** N/A
Weight Capacity: 400 lbs. Distributed, 300 lbs. Concentrated
Notes: Color Finish Reflects Base Color



Finish	List Price
PHT70523 Black	495.00
PHT70527 Titanium	
PHT70521 White	

Horizon Collection



★ **HZN25** Desk with Keyboard Tray, Bronze Tempered Glass Top and Black Textured Powder Coated Frame

Overall Size: 42W x 26D x 30H

Carton Wt: 64 **UPS Wt:** 64
Carton: 43L x 29W x 9H **Cube:** 6.49 **Options:** N/A

Notes: Free Standing or Connect to HZN25L to make L Shape. L Shape Size is 78" x 68". Will Connect Left or Right.

Finish	List Price
Black Textured Powder Coat and Bronze Glass	395.00



★ **HZN25L** Desk with 1/4 Round Connector, Bronze Tempered Glass Top and Black Textured Powder Coated Frame

Overall Size: 52W x 26D x 30H
Corner Size: 26W x 26D
Carton Wt: 95 **UPS Wt:** 95
Carton: 55L x 32W x 7H **Cube:** 7.12 **Options:** N/A

Notes: Free Standing or Connect to HZN25 to make L Shape. L Shape Size is 78" x 68". Will Connect Left or Right.

Finish	List Price
Black Textured Powder Coat and Bronze Glass	460.00



HZN27 3-Shelf Bookcase with Tempered Bronze Glass

Overall Size: 36W x 15D x 32H

Carton Wt: 36 **UPS Wt:** 36
Carton: 39L x 14W x 7H **Cube:** 2.21 **Options:** N/A

Notes:

Finish	List Price
Black Textured Powder Coat and Bronze Glass	250.00



HZN30 File Caddy with Casters, Glides Included

Overall Size: 19.75W x 16D x 21H

Carton Wt: 10 **UPS Wt:** 10
Carton: 22L x 17W x 5H **Cube:** 1.08 **Options:** CG50, SW70

Notes: Holds Letter and Legal Size Hanging Folders

Finish	List Price
Black Textured Powder Coat	115.00



PRD3060D 60" Writing Desk with Black or White Laminate Top and Black or White Finish Metal Legs.

Overall Size: 60W x 30D x 29.5H
Desk Size: 60W x 30D x 1T

Carton Wt: 88 **UPS Wt:** 88
Carton: 63L x 33W x 6H **Cube:** 7.0 **Options:** N/A

Notes:

Finish	List Price
White (-WH) or Black (-BLK) Laminate	500.00



★ **PRD3060** L-Desk with Black or White Laminate Top and Black or White Finish Metal Legs. L-Section Can Be Installed on Left or Right.

Overall Size: 60W x 65.75D x 29.75H
Desk Size: 60W x 30D x 29.75H
Return Size: 35.75W x 20D x 29.75H
Carton Wt: 102 **UPS Wt:** 102
Carton: 64L x 34W x 7H **Cube:** 8.3 **Options:** N/A

Notes: Return Will Connect Left or Right.

Finish	List Price
(-BLK) Black Laminate Top and Legs	675.00
(-WH) White Laminate Top and Legs	



★ **PRD3529** Height Adjustable Manual Desk Riser with 10-Position Height Adjustment, Spring-Assist Lift, and Dual Handles in Black or White Finish

Overall Size: 35.5W x 29D x 4.75 - 16.75H
Worksurface: 35W x 20D **Keyboard Platform:** 26W x 13D
Height Minimum: 4.75 **Height Maximum:** 16.75 **Height Range:** 12
Carton Wt: 68 **UPS Wt:** 68

Carton: 38L x 31W x 7H **Cube:** 4.7 **Options:** N/A

Notes: Supports up to 33 lbs. Patent Pending.
 Fits 30"D Desks and Work Surfaces **NO ASSEMBLY REQUIRED**

NEW

Finish	List Price
White (-WH) or Black (-BLK)	495.00



PRD42RT 42" Round Conference Table with Black or White Laminate Top and Metal Legs.

Overall Size: 42W x 42D x 29.5H
Desk Size: 42W x 42D x 1T

Carton Wt: 56 **UPS Wt:** 62
Carton: 46L x 46W x 6H **Cube:** 9.9 **Options:** N/A

Notes:

Finish	List Price
White (-WH) or Black (-BLK) Laminate	400.00



★ **PRD3085** Mobile File with Hidden Drawer and Casters

Overall Size: 15.5W x 19.5D x 28H

Carton Wt: 75 **UPS Wt:** 75
Carton: 29L x 25W x 19H **Cube:** 6.8 **Options:** N/A

Notes: Applicable for models PRD3060 L-Desk and PRD3060D Desk.

Finish	List Price
White (-WH) or Black (-BLK) Laminate	450.00



PRD3230 30" High 2-Shelf Bookcase with 1 Adjustable Shelf, 3/4" Shelf Thickness in Black or White Laminate

Overall Size: 31.5W x 12D x 30H

Carton Wt: 51 **UPS Wt:** 51
Carton: 33L x 31W x 3H **Cube:** 1.77 **Options:** N/A

Notes:

Finish	List Price
White (-WH) or Black (-BLK) Laminate	150.00



PRD3248 48" High 3-Shelf Bookcase with 2 Adjustable Shelves, 3/4" Shelf Thickness in Black or White Laminate

Overall Size: 31.5W x 12D x 48H

Carton Wt: 75 **UPS Wt:** 75

Carton: 49L x 33W x 3H **Cube:** 2.8 **Options:** N/A

Notes:

Finish	List Price
White (-WH) or Black (-BLK) Laminate	210.00



PRD3260 60" High 4-Shelf Bookcase with 2 Adjustable and 2 Fixed Shelves, 3/4" Shelf Thickness in Black or White Laminate

Overall Size: 31.5W x 12D x 60H

Carton Wt: 91 **UPS Wt:** 91

Carton: 60L x 33W x 3H **Cube:** 3.43 **Options:** N/A

Notes:

Finish	List Price
White (-WH) or Black (-BLK) Laminate	260.00



Shown: PRD3085, PRD3260, PRD3060D and FL5388C

 **work smart**



**Shown:
FL1327C-U6**



33320 Mid Back Dual Function Ergonomic Chair with Ratchet Back Height Adjustment without Arms
Overall Size: 20W x 20.5D x 39.25H
Seat: 20W x 18.25D x 2.25T **Back:** 16.75W x 17H x 2.75T **Seat Range:** 17.5-21
Arms to Floor: N/A **Carton Wt:** 41 **UPS Wt:** 41 **COM:** 1.0 yds
Carton: 24L x 24W x 14H **Cube:** 4.66 **Options:** CG50, SW70
Features: 1, 2, 4, 11 **Control:** Dual Function
Notes:
 Has achieved GREENGUARD Certification

Fabric	List Price
-30 Coal FreeFlex®	300.00
A	315.00
B	332.00
C	350.00
R	375.00



33327 Mid Back Dual Function Ergonomic Chair with Ratchet Back Height Adjustment and Height and Width Adjustable Arms
Overall Size: 24.25W x 20.5D x 39.25H
Seat: 20W x 18.25D x 2.25T **Back:** 16.75W x 17H x 2.75T **Seat Range:** 17.5-21
Arms to Floor: 23.5 **Carton Wt:** 49 **UPS Wt:** 49 **COM:** 1.0 yds
Carton: 24L x 24W x 14H **Cube:** 4.66 **Options:** CG50, SW70
Features: 1, 2, 4, 11 **Control:** Dual Function
Notes:
 Has achieved GREENGUARD Certification

Fabric	List Price
-30 Coal FreeFlex®	385.00
A	400.00
B	417.00
C	435.00
R	460.00



33340 High Back Dual Function Ergonomic Chair with Ratchet Back Height Adjustment without Arms
Overall Size: 20W x 20.5D x 42.25H
Seat: 20W x 18.25D x 2.25T **Back:** 17.25W x 20H x 2.75T **Seat Range:** 17.5-21
Arms to Floor: N/A **Carton Wt:** 42 **UPS Wt:** 44 **COM:** 1.0 yds
Carton: 27L x 24W x 14H **Cube:** 5.25 **Options:** CG50, SW70
Features: 1, 2, 4, 11 **Control:** Dual Function
Notes:
 Has achieved GREENGUARD Certification

Fabric	List Price
-30 Coal FreeFlex®	320.00
A	335.00
B	352.00
C	372.00
R	400.00



33347 High Back Dual Function Ergonomic Chair with Ratchet Back Height Adjustment and Height and Width Adjustable Arms
Overall Size: 24.25W x 20.5D x 42.25H
Seat: 20W x 18.25D x 2.25T **Back:** 17.25W x 20H x 2.75T **Seat Range:** 17.5-21
Arms to Floor: 23.5 **Carton Wt:** 50 **UPS Wt:** 50 **COM:** 1.0 yds
Carton: 27L x 24W x 14H **Cube:** 5.25 **Options:** CG50, SW70
Features: 1, 2, 4, 11 **Control:** Dual Function
Notes:
 Has achieved GREENGUARD Certification

Fabric	List Price
-30 Coal FreeFlex®	405.00
A	420.00
B	437.00
C	453.00
R	490.00



36420 Dual Function Ergonomic Chair with Back Height Adjustment
Overall Size: 18.5W x 23D x 44H
Seat: 18.5W x 17.75D x 3.5T **Back:** 16W x 18.5H x 2.75T **Seat Range:** 15.25-20.5
Arms to Floor: N/A **Carton Wt:** 38 **UPS Wt:** 41 **COM:** 0.8 yds
Carton: 24L x 24W x 14H **Cube:** 4.66 **Options:** CG50, SW70
Features: 1, 2, 4, 11 **Control:** Dual Function
Notes:
 Has achieved GREENGUARD Certification

Fabric	List Price
A	270.00
B	285.00
C	305.00
R	338.00



36427 Dual Function Ergonomic Chair with Back Height Adjustment and Height Adjustable Arms
Overall Size: 24.5W x 23D x 44H
Seat: 18.5W x 17.75D x 3.5T **Back:** 16W x 18.5H x 2.75T **Seat Range:** 15.25-20.5
Arms to Floor: 24.25 **Carton Wt:** 45 **UPS Wt:** 45 **COM:** 0.8 yds
Carton: 24L x 24W x 14H **Cube:** 4.66 **Options:** CG50, SW70
Features: 1, 2, 4, 11 **Control:** Dual Function
Notes:
 Has achieved GREENGUARD Certification

Fabric	List Price
A	355.00
B	370.00
C	390.00
R	423.00



★ **8180** Sculptured Ergonomic Manager's Chair with Adjustable Arms

Overall Size: 25W x 23.5D x 41.25H
Seat: 18.5W x 18.25D x 3T **Back:** 17W x 15.5H x 3T **Seat Range:** 18 -23
Arms to Floor: 24.5 **Carton Wt:** 41 **UPS Wt:** 41 **COM:** 0.8 yds
Carton: 24L x 24W x 14H **Cube:** 4.66 **Options:** CG50, SW70, SK1, SK5
Features: 1, 2, 4, 10 **Control:** Multi-Task
Notes: ★ -231 available in NJ only
 Has achieved GREENGUARD Certification

Fabric	List Price
A	295.00
B	310.00
C	334.00
R	360.00



★ **2907** High Back Multi Function Ergonomic Chair with Ratchet Back Height Adjustment and 2-Way Adjustable Arms

Overall Size: 25W x 25.25D x 32.25H
Seat: 20.25W x 20.5D x 4.5T **Back:** 20W x 25.25H x 4.25T **Seat Range:** 17.75 -21.5
Arms to Floor: 25.25 **Carton Wt:** 62 **UPS Wt:** 55 **COM:** 2.0 yds
Carton: 29L x 26W x 15H **Cube:** 6.54 **Options:** CG50, SW70
Features: 1, 2, 4, 8, 13 **Control:** Multi Function
Notes: ★ -231 available in NJ only
 Has achieved GREENGUARD Certification

Fabric	List Price
A	460.00
B	485.00
C	520.00
R	560.00



★ **3121** Mid Back 2-to-1 Synchro Tilt Ergonomic Chair with 2-Way Adjustable Soft Padded Arms and Molded Foam

Overall Size: 27.25W x 25.25D x 41.5H
Seat: 20.5W x 19D x 3.5T **Back:** 19.5W x 21H x 3.5T **Seat Range:** 18.5 -22.25
Arms to Floor: 24.75 **Carton Wt:** 46 **UPS Wt:** 50 **COM:** 1.0 yds
Carton: 29L x 25W x 14H **Cube:** 5.87 **Options:** CG50, SW70
Features: 1, 4, 7, 8, 9 **Control:** 2-to-1 Synchro Tilt
Notes: ★ ● -231 available in NJ only
 Has achieved GREENGUARD Certification

Fabric	List Price
A	350.00
B	370.00
C	398.00
R	425.00



3121FB Mid Back 2-to-1 Synchro Tilt Ergonomic Chair with 2-Way Adjustable Soft Padded Arms and Molded Foam

Overall Size: 27.25W x 25.25D x 41.5H
Seat: 20.5W x 19D x 3.5T **Back:** 19.5W x 21H x 3.5T **Seat Range:** 18.5 -22.25
Arms to Floor: 24.75 **Carton Wt:** 46 **UPS Wt:** 50 **COM:** 1.0 yds
Carton: 29L x 25W x 14H **Cube:** 5.87 **Options:** CG50, SW70
Features: 1, 4, 7, 8, 9 **Control:** 2-to-1 Synchro Tilt
Notes: Fabric Back
 Has achieved GREENGUARD Certification

Fabric	List Price
A	365.00
B	385.00
C	428.00
R	455.00



3121TB Cal 133 Compliant Mid Back 2-to-1 Synchro Tilt Ergonomic Chair with 2-Way Adjustable Soft Padded Arms and Molded Foam

Chair Specs: See 3121 above
The 3121TB is available in the Following limited fabric selection
A Grade: Icon, Diamond, Festival, Legend, Gavotte and Ridgcrest
B Grade: Fine Tune and City Park
Notes: Cal 133 Fire Barrier Compliant Fabric
 Has achieved GREENGUARD Certification

Fabric	List Price
A	540.00
B	600.00



★ **43891** Mid Back Multi Function Chair with Ratchet Back Height Adjustment, Fabricated Back, Seat Slider and 2-Way Adjustable Arms

Overall Size: 29W x 27.25D x 45H
Seat: 20W x 20D x 3.5T **Back:** 19W x 19H x 3.5T **Seat Range:** 18 -21.25
Arms to Floor: 25.25 **Carton Wt:** 57 **UPS Wt:** 57 **COM:** 1.75 yds
Carton: 27L x 25W x 15H **Cube:** 5.85 **Options:** CG50, SW70
Features: 1, 2, 4, 8, 13, 15 **Control:** Multi Function
Notes: This Chair has a **Seat Slider** and **Forward Pitch**. **REPLACES** 43801
 Has achieved GREENGUARD Certification

Fabric	List Price
A	450.00
B	475.00
C	510.00
R	550.00

★ NJ In Stock

● GA In Stock



★ **43808** Multi Function Ergonomic Chair with Ratchet Back and Adjustable Soft Padded Arms
Overall Size: 25W x 25.5D x 34.25H
Seat: 20W x 20D x 3.5T **Back:** 19W x 19H x 3.5T **Seat Range:** 17.5 -21
Arms to Floor: 25.5 **Carton Wt:** 53 **UPS Wt:** 53 **COM:** 1.25 yds
Carton: 27L x 25W x 15H **Cube:** 5.85 **Options:** CG50, SW70, SK1, SK5
Features: 1, 2, 4, 8, 13 **Control:** Multi Function
Notes: ★ -231 available in NJ only
 Has achieved GREENGUARD Certification

Fabric	List Price
A	415.00
B	438.00
C	470.00
R	510.00



★ **43819** Multi Function Ergonomic Chair with Ratchet Back and Adjustable Soft Padded Arms
Overall Size: 26.5W x 25.5D x 38.25H
Seat: 20W x 20D x 3.5T **Back:** 19W x 23H x 3.5T **Seat Range:** 18 -21.25
Arms to Floor: 25.5 **Carton Wt:** 55 **UPS Wt:** 55 **COM:** 1.0 yd
Carton: 27L x 25W x 15H **Cube:** 5.85 **Options:** CG50, SW70
Features: 1, 2, 4, 8, 13 **Control:** Multi Function
Notes: ★ -231 available in NJ only
 Has achieved GREENGUARD Certification

Fabric	List Price
A	445.00
B	470.00
C	505.00
R	560.00



★ **43998** Dual Function Ergonomic Chair with Seat Slider, Ratchet Back and Adjustable Soft Padded Arms
Overall Size: 26.5W x 25.5D x 38.25H
Seat: 20W x 20D x 3.5T **Back:** 19W x 23H x 3.5T **Seat Range:** 17.5 -21
Arms to Floor: 25.5 **Carton Wt:** 55 **UPS Wt:** 55 **COM:** 1.0 yd
Carton: 27L x 25W x 15H **Cube:** 5.85 **Options:** CG50, SW70
Features: 1, 2, 4, 11, 15 **Control:** Dual Function
Notes: ★ -231 available in NJ only
 Has achieved GREENGUARD Certification **Seat Slider**

Fabric	List Price
A	465.00
B	490.00
C	525.00
R	570.00

Executive Ergonomic Leather



★ **EC4300** Professional Dual Function Ergonomic High Back Bonded Leather Chair with Height Adjustable Padded Arms
Overall Size: 27.25W x 27.5D x 49H
Seat: 20.25W x 19.5D x 5T **Back:** 20.5W x 26.25H x 5T **Seat Range:** 18 -21.5
Arms to Floor: 25.25 **Carton Wt:** 56 **UPS Wt:** 61 **COM:** N/A
Carton: 31L x 25W x 16H **Cube:** 7.17 **Options:** CG50, SW70
Features: 1, 2, 4, 11 **Control:** Dual Function
Notes:
 Has achieved GREENGUARD Certification


Fabric	List Price
Bonded Leather -EC3 Black -EC4 Burgundy	450.00



★ **EC4350** Deluxe Multi Function Ergonomic High Back Bonded Leather Chair with Ratchet Back Height and 2-Way Adjustable Arms
Overall Size: 27.25W x 26D x 48.5H
Seat: 20.25W x 19.5D x 5T **Back:** 20.5W x 26.25H x 5T **Seat Range:** 18 -21.5
Arms to Floor: 24.5 **Carton Wt:** 63 **UPS Wt:** 63 **COM:** N/A
Carton: 29L x 26W x 15H **Cube:** 6.54 **Options:** CG50, SW70
Features: 1, 2, 4, 8, 13 **Control:** Multi Function
Notes:
 Has achieved GREENGUARD Certification

Fabric	List Price
Bonded Leather -EC3 Black	475.00

Pneumatic Task Chairs



★ **SC117** Basic Task Chair with Molded Foam Seat and Back
Overall Size: 19.5W x 21.5D x 38H
Seat: 18W x 17D x 2.5T **Back:** 16W x 10.5H x 2T **Seat Range:** 16.75 -22.5
Arms to Floor: N/A **Carton Wt:** 22 **UPS Wt:** 24 **COM:** 0.8 yds
Carton: 29L x 21W x 8H **Cube:** 2.81 **Options:** 07, CG50, SW70, SK1, SK5
Features: 1, 2, 3, 4 **Control:** Pneumatic
Notes: ★ -231 available in NJ only
 Has achieved GREENGUARD Certification

Fabric	List Price
A	140.00
B	148.00
C	156.00
R	168.00

200 lbs.



33101 Deluxe Task Chair with Ratchet Back Height Adjustment without Arms
Overall Size: 20W x 23.25D x 41.5H
Seat: 20W x 18.25D x 2.25T **Back:** 16.75W x 17H x 2.75T **Seat Range:** 18.75 -24
Arms to Floor: N/A **Carton Wt:** 33 **UPS Wt:** 38 **COM:** 1.0 yds
Carton: 24L x 23W x 14H **Cube:** 4.47 **Options:** 07, CG50, SW70, SK1, SK5
Features: 1, 2, 3, 4 **Control:** Pneumatic
Notes:
 Has achieved GREENGUARD Certification

Fabric	List Price
-30 FreeFlex®	260.00
A	275.00
B	290.00
C	305.00
R	330.00



33107 Deluxe Task Chair with Ratchet Back Height Adjustment and Height and Width Adjustable Arms
Overall Size: 24.25W x 23.25D x 41.5H
Seat: 20W x 18.25D x 2.25T **Back:** 16.75W x 17H x 2.75T **Seat Range:** 18.75 -24
Arms to Floor: N/A **Carton Wt:** 41 **UPS Wt:** 41 **COM:** 1.0 yds
Carton: 24L x 23W x 14H **Cube:** 4.47 **Options:** CG50, SW70, SK1, SK5
Features: 1, 2, 3, 4 **Control:** Pneumatic
Notes:
 Has achieved GREENGUARD Certification

Fabric	List Price
-30 Coal FreeFlex®	345.00
A	360.00
B	375.00
C	390.00
R	415.00




★ **8120** Sculptured Task Chair
Overall Size: 20W x 23.25D x 40H
Seat: 18.5W x 18.25D x 3T **Back:** 17W x 15.5H x 3T **Seat Range:** 17.25 -22.25
Arms to Floor: N/A **Carton Wt:** 29 **UPS Wt:** 33 **COM:** 0.8 yds
Carton: 24L x 23W x 12H **Cube:** 3.83 **Options:** 07, CG50, SW70, SK1, SK5
Features: 1, 2, 3, 4 **Control:** Pneumatic
Notes: ★ -231 available in NJ only
 Has achieved GREENGUARD Certification

Fabric	List Price
A	220.00
B	232.00
C	245.00
R	265.00




DH3400 Contemporary Task Chair with Flex Back
Overall Size: 22.25W x 24.5D x 42H
Seat: 20W x 19.25D x 2.25T **Back:** 17.75W x 18.5H x 2.5T **Seat Range:** 15.75-19.25
Arms to Floor: N/A **Carton Wt:** 31 **UPS Wt:** 43 **COM:** 0.8 yds
Carton: 25L x 25W x 14H **Cube:** 5.06 **Options:** CG50, SW70, SK1, SK5
Features: 1, 2, 3, 4, 12 **Control:** Pneumatic
Notes:
 Has achieved GREENGUARD Certification

Fabric	List Price
A	250.00
B	265.00
C	280.00
R	300.00



◆ **SC59** Task Chair with Saddle Seat and Contemporary Loop Arms
Overall Size: 25.25W x 22.5D x 40H
Seat: 19.5W x 18D x 3T **Back:** 17.25W x 18H x 2.5T **Seat Range:** 18 -22.25
Arms to Floor: 25 **Carton Wt:** 32 **UPS Wt:** 32 **COM:** 1.25 yds
Carton: 24L x 22W x 11H **Cube:** 3.36 **Options:** CG50, SW70
Features: 1, 4, 5, 8, 9 **Control:** Locking Tilt
Notes:


Fabric	List Price
A	210.00
B	222.00
C	235.00
200 lbs.	



◆ ★ **SC66** Task Chair with Saddle Seat and Height Adjustable Soft Padded Arms
Overall Size: 28W x 23.5D x 40H
Seat: 19.5W x 18D x 3T **Back:** 17.75W x 18H x 2.5T **Seat Range:** 18 -22.25
Arms to Floor: 25.5 **Carton Wt:** 37 **UPS Wt:** 37 **COM:** 1.75 yds
Carton: 25L x 23W x 13H **Cube:** 4.32 **Options:** CG50, SW70
Features: 1, 4, 5, 8, 9 **Control:** Locking Tilt
Notes: ★ -231 available in NJ only

Fabric	List Price
A	265.00
B	280.00
C	300.00
200 lbs.	


◆ **KCM1420** Ergonomically Designed Knee Chair with Casters and Memory Foam



Overall Size: 17W x 25.25D x 20.5H
Seat: 17W x 12.5D x 2.5T **Knee Pads:** 16.5W x 10.5D x 2.5T **Seat Range:** 20.5 -28
Arms to Floor: N/A **Carton Wt:** 20 **UPS Wt:** 20 **COM:** N/A
Carton: 26L x 19W x 8H **Cube:** 2.28 **Options:** N/A
Features: N/A **Control:** Manual
Notes:

Fabric	List Price
Coal	170.00
200 lbs.	


◆ **KCM1425** Ergonomically Designed Knee Chair with 5 Star Base, Casters and Memory Foam



Overall Size: 17W x 22.25D x 22.5H
Seat: 17W x 13.75D x 3.5T **Knee Pad:** 16.5W x 12.5H x 3.25T
Seat Range: 18.5 -23 **Carton Wt:** 20 **UPS Wt:** 25 **COM:** N/A
Carton: 22L x 21W x 11H **Cube:** 2.94 **Options:** N/A
Features: 1, 4 **Control:** Pneumatic
Notes:

Fabric	List Price
Coal	218.00
200 lbs.	


◆ **KCW773/KCW778** Ergonomically Designed Mahogany Finished Wood Knee Chair with Casters and Memory Foam



Overall Size: 17W x 31D x 25H
Seat: 17W x 12.25D x 2.5T **Knee Pad:** 18.25W x 10.5H x 2.5T **Seat Range:** 22 -25
Arms to Floor: N/A **Carton Wt:** 19 **UPS Wt:** 19 **COM:** N/A
Carton: 26L x 18W x 8H **Cube:** 2.16 **Options:** N/A
Features: N/A **Control:** Manual
Notes:

Fabric	List Price
KCW773 Coal/ Mahogany	230.00
KCW778 Coal/Espresso	
200 lbs.	


◆ **DOR26** Dorado Office Chair with Fixed Padded Arms and Chrome Finish Base and Accents



Overall Size: 17W x 31D x 37.75H
Seat: 17.5W x 16.5D **Back:** 16.75W x 18H x 1T **Seat Range:** 18 -22
Arms to Floor: 23.5 **Carton Wt:** 28 **UPS Wt:** 30 **COM:** N/A
Carton: 25L x 24W x 10H **Cube:** 3.47 **Options:** CG50, SW70
Features: 1, 4, 5, 8, 9 **Control:** Locking Tilt
Notes:

Fabric	List Price
-ES Espresso -BK Black -WH White -RD Red	250.00
200 lbs.	

TND940A Trinidad High Back Office Chair with Fixed Padded Arms and Chrome Finish Base and Accents




Overall Size: 21.75W x 23D x 42-46.5H
Seat: 18.25W x 16D **Back:** 18.25W x 24H **Seat Range:** 18.5 - 23
Arms to Floor: 27.75 **Carton Wt:** 32 **UPS Wt:** 69 **COM:** N/A
Carton: 34L x 16W x 26H **Cube:** 8.1 **Options:** CG50, SW70
Features: 1, 4, 5, 8, 9 **Control:** Locking Tilt
Notes:

Fabric	List Price
-ES Espresso -BK Black -WH White -RD Red -CRM Cream	375.00
250 lbs.	

NEW

TND941A Trinidad Office Chair with Fixed Padded Arms and Chrome Finish Base and Accents



Overall Size: 21.75W x 22.25D x 40.25H
Seat: 18.25W x 16D **Back:** 18.25W x 19.25H **Seat Range:** 17.5 - 22.5
Arms to Floor: 26.75 **Carton Wt:** 32 **UPS Wt:** 56 **COM:** N/A
Carton: 31L x 23W x 16H **Cube:** 6.60 **Options:** CG50, SW70
Features: 1, 4, 5, 8, 9 **Control:** Locking Tilt
Notes:

Fabric	List Price
-ES Espresso -BK Black -WH White -RD Red -CRM Cream	345.00
250 lbs.	



TND945A Trinidad Visitor's Chair with Fixed Padded Arms and Chrome Finish Base and Accents

Overall Size: 22W x 22.5D x 36.25H
 Seat: 18.25W x 14.75D Back: 16W x 19.5H Seat Range: 17.25 Fixed
 Arms to Floor: 27 Carton Wt: 28 UPS Wt: 92 COM: N/A
 Carton: 37L x 23W x 22H Cube: 10.83 Options: N/A
 Features: N/A Control: N/A
 Notes:

NO ASSEMBLY REQUIRED

Fabric	List Price
-ES Espresso	370.00
-BK Black	
-WH White	
-RD Red	
-CRM Cream	
250 lbs.	

Executive Seating - Fabric



★ **41572** High Back Executive Chair with Ratchet Back and Adjustable Arms

Overall Size: 27W x 24.5D x 43.5H
 Seat: 20W x 20.5D x 4T Back: 18.5W x 24H x 3T Seat Range: 18.5 -22
 Arms to Floor: 26 Carton Wt: 53 UPS Wt: 53 COM: 1.25 yds
 Carton: 26L x 26W x 15H Cube: 5.86 Options: CG50, SW70
 Features: 1, 4, 7, 8, 9 Control: 3 Position Locking 2-to-1 Synchro Tilt
 Notes: ★ -231 available in NJ only
 Has achieved GREENGUARD Certification

Fabric	List Price
A	365.00
B	385.00
C	415.00
R	460.00



★ **41573** Mid Back Executive Chair with Ratchet Back and Adjustable Arms

Overall Size: 27W x 24.5D x 40.5H
 Seat: 20W x 20.5D x 4T Back: 18.5W x 20.5H x 3T Seat Range: 18.5 -22
 Arms to Floor: 26 Carton Wt: 50 UPS Wt: 50 COM: 1.25 yds
 Carton: 26L x 25W x 15H Cube: 5.64 Options: CG50, SW70
 Features: 1, 4, 7, 8, 9 Control: 3 Position Locking 2-to-1 Synchro Tilt
 Notes: ★ -231 available in NJ only
 Has achieved GREENGUARD Certification

Fabric	List Price
A	338.00
B	355.00
C	382.00
R	425.00



★ **41575** Executive Guest Chair to 41572 and 41573

Overall Size: 24W x 23D x 36.5H
 Seat: 19W x 20.5D x 4T Back: 18W x 20H x 3T Seat Range: 19.5 Fixed
 Arms to Floor: 26.25 Carton Wt: 27 UPS Wt: 51 COM: 1.25 yds
 Carton: 36L x 24W x 12H Cube: 6.0 Options: N/A
 Features: N/A Control: N/A
 Notes: ★ -231 available in NJ only
 Has achieved GREENGUARD Certification

Fabric	List Price
A	225.00
B	238.00
C	255.00
R	285.00



★ **EX2651** Executive Mid Back Manager's Chair with C style Arms

Overall Size: 26W x 27D x 41H
 Seat: 21W x 20D x 4T Back: 21W x 21H x 4T Seat Range: 19.25 -23.5
 Arms to Floor: 27.75 Carton Wt: 40 UPS Wt: 50 COM: 1.75 yds
 Carton: 30L x 26W x 13H Cube: 5.86 Options: CG50, SW70
 Features: 1, 4, 5, 8, 9 Control: Locking Tilt
 Notes: ★ -231 available in NJ only

Fabric	List Price
A	290.00
B	305.00
C	330.00
R	365.00



★ **EX2654** Executive High Back Manager's Chair with C style Arms

Overall Size: 26W x 27D x 45H
 Seat: 21W x 20D x 4T Back: 21W x 25H x 4T Seat Range: 19.25 -23.5
 Arms to Floor: 27.75 Carton Wt: 43 UPS Wt: 50 COM: 1.75 yds
 Carton: 30L x 26W x 13H Cube: 5.86 Options: CG50, SW70
 Features: 1, 4, 5, 8, 9 Control: Locking Tilt
 Notes: ★ -231 available in NJ only

Fabric	List Price
A	320.00
B	338.00
C	365.00
R	400.00

◆ Office Seating under "◆ General Warranty" are not intended for commercial use ★ NJ In Stock (40-hour work week)



★ **EX2655** Matching Conference/Visitor's Chair to EX2654 and EX2651

Overall Size: 26W x 27D x 35H
 Seat: 21W x 20D x 4T Back: 21W x 21H x 4T Seat Range: 19 Fixed
 Arms to Floor: 27.75 Carton Wt: 35 UPS Wt: 40 COM: 1.75 yds
 Carton: 25L x 22W x 15H Cube: 4.77 Options: N/A
 Features: N/A Control: N/A
 Notes: ★ -231 available in NJ only

Fabric	List Price
A	265.00
B	280.00
C	300.00
R	335.00



★ **EX3301** Manager's Chair with Loop Arms

Overall Size: 22.5W x 25.5D x 38.25H
 Seat: 20.5W x 20.75D x 4.25T Back: 20W x 17H x 3.5T Seat Range: 17.25 -21
 Arms to Floor: 26.25 Carton Wt: 31 UPS Wt: 37 COM: 1.0 yds
 Carton: 24L x 24W x 13H Cube: 4.33 Options: CG50, SW70
 Features: 1, 4, 5, 8, 9 Control: Locking Tilt
 Notes: ★ -231 available in NJ only

Fabric	List Price
A	198.00
B	210.00
C	225.00
R	250.00

200 lbs.



★ **EX3302** Matching Conference/Visitor's Chair to EX3301

Overall Size: 21.75W x 25D x 34.5H
 Seat: 20.5W x 20.75D x 4.25T Back: 20W x 17H x 3.5T Seat Range: 18.25 Fixed
 Arms to Floor: 26.25 Carton Wt: 27 UPS Wt: 34 COM: 1.0 yds
 Carton: 27L x 23W x 11H Cube: 3.95 Options: N/A
 Features: N/A Control: N/A
 Notes: ★ -231 available in NJ only

Fabric	List Price
A	165.00
B	175.00
C	188.00
R	210.00

200 lbs.



BC9601 Guest Chair with soft PU Arms, Sturdy Titanium Metal Frame.

Overall Size: 24.75W x 27D x 34.5H
 Seat: 21.5W x 20.5D x 3.5T Back: 21.5W x 16H x 2.75T Seat Range: 19.25 Fixed
 Arms to Floor: 26.75 Carton Wt: 49 UPS Wt: 52 COM: 2.0 yds
 Carton: 36L x 27W x 11H Cube: 6.18 Options: N/A
 Features: N/A Control: N/A
 Notes: Has achieved GREENGUARD Certification

Fabric	List Price
A	405.00
B	420.00
C	440.00
R	475.00

**Big & Tall
300 lbs.**



BC9602 Guest Chair with soft PU Arms, Sturdy Titanium Metal Frame.

Overall Size: 28.5W x 27D x 34.5H
 Seat: 25.25W x 20.5D x 3.5T Back: 25.25W x 16H x 2.75T Seat Range: 19.25 Fixed
 Arms to Floor: 26.75 Carton Wt: 53 UPS Wt: 53 COM: 2.5 yds
 Carton: 36L x 27W x 11H Cube: 6.18 Options: N/A
 Features: N/A Control: N/A
 Notes: Has achieved GREENGUARD Certification

Fabric	List Price
A	450.00
B	475.00
C	500.00
R	550.00

**Big & Tall
400 lbs.**



BC9603 Guest Chair with soft PU Arms, Sturdy Titanium Metal Frame.

Overall Size: 32.25W x 27D x 34.5H
 Seat: 29W x 20.5D x 3.5T Back: 29W x 16H x 2.75T Seat Range: 19.25 Fixed
 Arms to Floor: 26.75 Carton Wt: 58 UPS Wt: 60 COM: 2.75 yds
 Carton: 36L x 31W x 11H Cube: 7.1 Options: N/A
 Features: N/A Control: N/A
 Notes: Has achieved GREENGUARD Certification

Fabric	List Price
A	505.00
B	550.00
C	600.00
R	675.00

**Big & Tall
500 lbs.**



★ **EX1098-3M** Executive Big Man's Chair with Mesh Seat and Back, Padded Height Adjustable Arms and Chrome Base. Supports up to 350 lbs.
 Overall Size: 27.5W x 28.75D x 45H
 Seat: 21.5W x 19D x 5T Back: 22W x 23.25H x 4.5T Seat Range: 20.75 -24.25
 Arms to Floor: 26.5 Carton Wt: 67 UPS Wt: 67 COM: N/A
 Carton: 31L x 27W x 15H Cube: 7.26 Options: CG50, SW70
 Features: 1, 4, 5, 8, 9 Control: Locking Tilt
 Notes:

Frame/Fabric	List Price
-3M Chrome/ Mesh	500.00
Big & Tall 350 lbs.	




★ **EC1283C-EC3** Executive Bonded Leather Big Man's Chair with Padded Loop Arms and Chrome Base. Supports up to 350 lbs
 Overall Size: 27.75W x 31D x 46.5H
 Seat: 23W x 19.5D x 4.5T Back: 22W x 24H x 4.5T Seat Range: 19.75 -23.5
 Arms to Floor: 27.75 Carton Wt: 68 UPS Wt: 68 COM: N/A
 Carton: 34L x 27W x 15H Cube: 7.96 Options: CG50, SW70
 Features: 1, 4, 5, 8, 9 Control: Locking Tilt
 Notes:

Frame/Fabric	List Price
-EC3 Chrome/ Black Bonded Leather	550.00
Big & Tall 350 lbs.	



ECH12801-EC1 Espresso Bonded Leather Big Man's Chair with Coated Padded Loop Arms and Cocoa Metal Base. Supports up to 350 lbs
 Overall Size: 28.75W x 29.25D x 46.25H
 Seat: 22.5W x 21.75D x 5.75T Back: 22.25W x 31.5H x 5.75T Seat Range: 19 -22.25
 Arms to Floor: 27.75 Carton Wt: 60 UPS Wt: 78 COM: N/A
 Carton: 33L x 27W x 18H Cube: 9.28 Options: CG50, SW70
 Features: 1, 4, 5, 8, 9 Control: Locking Tilt
 Notes:

Frame/Fabric	List Price
-EC1 Cocoa/ Espresso Bonded Leather	550.00
Big & Tall 350 lbs.	



★ **EC3393** Bonded Leather Executive Chair
 Overall Size: 23W x 25D x 41.75H
 Seat: 19W x 19D x 3T Back: 19W x 23H x 3T Seat Range: 16.75 -20.5
 Arms to Floor: 24 Carton Wt: 32 UPS Wt: 32 COM: N/A
 Carton: 25L x 24W x 11H Cube: 3.81 Options: CG50, SW70
 Features: 1, 4, 5, 8, 9 Control: Locking Tilt
 Notes:

Fabric	List Price
Bonded Leather -EC3 Black	200.00
200 lbs.	



★ **EC22070** High Back Bonded Leather Executive Chair
 Overall Size: 26.5W x 27D x 45.5H
 Seat: 21W x 18.5D x 3T Back: 21W x 25.5H x 5T Seat Range: 17.5 -21.5
 Arms to Floor: 25 Carton Wt: 38 UPS Wt: 49 COM: N/A
 Carton: 30L x 24W x 14H Cube: 5.83 Options: CG50, SW70
 Features: 1, 4, 5, 8, 9 Control: Locking Tilt
 Notes:

Fabric	List Price
Bonded Leather -EC3 Black	265.00
200 lbs.	



★ **EC9230** High Back Bonded Leather Executive Chair with Padded Arms
 Overall Size: 25W x 29D x 45.25H
 Seat: 20W x 19D x 4T Back: 20.5W x 25.5H x 4T Seat Range: 17.75 -21.5
 Arms to Floor: 27.5 Carton Wt: 42 UPS Wt: 57 COM: N/A
 Carton: 32L x 26W x 14H Cube: 6.74 Options: CG50, SW70
 Features: 1, 4, 5, 8, 9 Control: Locking Tilt
 Notes: REPLACES EC1220

Fabric	List Price
Bonded Leather -EC3 Black	325.00



★ **EC9231** Mid Back Bonded Leather Executive Chair with Padded Arms
 ● Overall Size: 24W x 28.75D x 41.5H
 Seat: 20W x 19D x 4T Back: 20W x 21.5H x 4T Seat Range: 17.75 -21.5
 Arms to Floor: 27.5 Carton Wt: 39 UPS Wt: 43 COM: N/A
 Carton: 28L x 24W x 15H Cube: 5.83 Options: CG50, SW70
 Features: 1, 4, 5, 8, 9 Control: Locking Tilt
 Notes: **REPLACES EC1221**

Fabric	List Price
Bonded Leather -EC3 Black	300.00



★ **EC9235** Bonded Leather Visitor's Chair with Padded Arms and Sled Base
 ● Overall Size: 24.5W x 26.5D x 38.25H
 Seat: 20W x 19D x 4T Back: 20W x 21.25H x 4T Seat Range: 18.5 Fixed
 Arms to Floor: 28 Carton Wt: 36 UPS Wt: 45 COM: N/A
 Carton: 28L x 22W x 15H Cube: 5.34 Options: N/A
 Features: N/A Control: N/A
 Notes: **REPLACES EC1225**

Fabric	List Price
Bonded Leather -EC3 Black	280.00



★ **EC6582** Executive High Back Bonded Leather Chair with Two Tone Stitching
 ● Overall Size: 26.75W x 26.25D x 48.5H
 Seat: 18.75W x 19.75D x 4T Back: 18.75W x 30H x 4.75T Seat Range: 17.25 -20.75
 Arms to Floor: 28.75 Carton Wt: 42 UPS Wt: 55 COM: N/A
 Carton: 31L x 26W x 14H Cube: 6.53 Options: CG50, SW70
 Features: 1, 4, 5, 8, 9 Control: Locking Tilt
 Notes: **Two Tone Stitching**

Fabric	List Price
Bonded Leather -EC3 Black -EC9 Mocha	325.00



★ **EC6583** Executive High Back Bonded Leather Chair with Color Match Stitching
 ● Overall Size: 26.25W x 28D x 43.5 - 46.5H
 Seat: 20.75W x 20.5D x 3.5T Back: 20W x 26.75H x 3.5T Seat Range: 18.25 -21.25
 Arms to Floor: 27.25 Carton Wt: 42 UPS Wt: 57 COM: N/A
 Carton: 30L x 15W x 26H Cube: 6.77 Options: CG50, SW70
 Features: 1, 4, 5, 8, 9 Control: Locking Tilt
 Notes: ● -EC3 Black

Fabric	List Price
Bonded Leather -EC3 Black -EC4 Burgundy -EC16 Green -EC21 Tan	325.00



★ **EC8124** Bonded Leather Executive Chair with Steel Base and Padded Arms
 ● Overall Size: 25.5W x 27.5D x 34.75H
 Seat: 20.5W x 19D x 4T Back: 20.5W x 17H x 3.5T Seat Range: 19 Fixed
 Arms to Floor: 25.75 Carton Wt: 31 UPS Wt: 46 COM: N/A
 Carton: 27L x 23W x 15H Cube: 5.39 Options: N/A
 Features: N/A Control: N/A
 Notes: Transitioned to Bonded Leather

Fabric	List Price
-EC3 Black -EC4 Burgundy EC21 Tan Bonded Leather	315.00



★ **ECH8967K5-EC1/ECH8967R5-EC3** Executive Bonded Leather Chair, 2-Tone and Matching Stitching with Coated Flip Arms and Coated Nylon Base
 ● Overall Size: 26.75W x 25.5D x 40.75H
 Seat: 20W x 19D x 4.5T Back: 20W x 20.5H x 4T Seat Range: 17.75 -21.75
 Arms to Floor: 25.75 Carton Wt: 38 UPS Wt: 40 COM: N/A
 Carton: 26L x 24W x 13H Cube: 4.69 Options: CG50, SW70
 Features: 1, 4, 5, 8, 9 Control: Locking Tilt
 Notes: ECH8967K5-EC1: 2-Tone Stitching/No Black End Caps. ECH8967R5-EC3: Matching Stitching/No Black End Caps. ● ECH8967K5-EC1 available in GA.

Frame/Fabric	List Price
ECH8967K5-EC1 Cocoa/Espresso ECH8967R5-EC3 Silver/Black	312.00



★ **ECH37811-EC1/ECH37816-EC3/ECH37817-EC3** Executive Bonded Leather Chair with Adjustable Coated Flip Arms and Coated Nylon Base

Overall Size: 24.5W x 26.25D x 41.75H
 Seat: 20.25W x 19D x 44T Back: 19W x 20.5H x 3T Seat Range: 18-21.75
 Arms to Floor: 31.25 Carton Wt: 36 UPS Wt: 50 COM: N/A
 Carton: 28L x 26W x 14H Cube: 5.89 Options: CG50, SW70
 Features: 1, 4, 7, 8, 9 Control: Locking Tilt
 Notes: ● ECH37817-EC3 available in GA.

Frame/Fabric	List Price
ECH37811-EC1 Cocoa/Espresso	350.00
ECH37816-EC3 Silver/Black	
ECH37817-EC3 Titanium/Black	



ECH30627-EC3/ECH30621-EC1 Executive Bonded Leather Chair with Padded Arms and Coated Nylon Base

Overall Size: 28.5W x 28.5D x 46.5H
 Seat: 19.5W x 19D x 5T Back: 21.75W x 26.75H x 4.75T Seat Range: 18 -20.75
 Arms to Floor: 28 Carton Wt: 51 UPS Wt: 65 COM: N/A
 Carton: 32L x 26W x 16H Cube: 7.7 Options: CG50, SW70
 Features: 1, 4, 5, 8, 9 Control: Locking Tilt
 Notes: ★ ECH30627-EC3 available in NJ.

Frame/Fabric	List Price
ECH30627-EC3 Titanium/Black	475.00
ECH30621-EC1 Cocoa/Espresso	



★ **ECH31826-EC3/ECH31827-EC3/ECH31827-EC6** Bonded Leather Executive Manager's Chair with Padded Arms and Coated Nylon Base

Overall Size: 27W x 30.5D x 47.5H
 Seat: 21W x 18.5D x 5T Back: 21W x 26.25H x 5T Seat Range: 18.25 -22
 Arms to Floor: 26.75 Carton Wt: 43 UPS Wt: 57 COM: N/A
 Carton: 30L x 26W x 15H Cube: 6.77 Options: CG50, SW70
 Features: 1, 4, 5, 8, 9 Control: Locking Tilt
 Notes: ★ ECH31826-EC3 & ECH31827-EC3 available in NJ.
 ● ECH31827-EC3 available in GA.

Frame/Fabric	List Price
ECH31826-EC3 Silver/Black	395.00
ECH31827-EC3 Titanium/Black	
ECH31827-EC6 Titanium/Wine	



★ **ECH38615A-EC1/ECH38665A-EC3/ECH38675A-EC3** Executive Bonded Leather Chair with Adjustable Padded Flip Arms and Coated Nylon Base

Overall Size: 26W x 30.25D x 47H
 Seat: 21.5W x 20D x 4.5T Back: 21W x 24.5H x 4.5T Seat Range: 18.75 -23.75
 Arms to Floor: 26.5 Carton Wt: 40 UPS Wt: 54 COM: N/A
 Carton: 30L x 26W x 14H Cube: 6.32 Options: CG50, SW70
 Features: 1, 4, 5, 8, 9 Control: Locking Tilt
 Notes:

Frame/Fabric	Updated List Price
ECH38615A-EC1 Cocoa/Espresso	450.00
ECH38665A-EC3 Silver/Black	
ECH38675A-EC3 Titanium/Black	



★ **ECH52666-EC3/ECH52661-EC1** Executive Bonded Leather Chair with Padded Height Adjustable Arms and Coated Nylon Base

Overall Size: 27.5W x 27.75D x 45H
 Seat: 22W x 20D x 5T Back: 22W x 27H x 4T Seat Range: 17.75 -20.5
 Arms to Floor: 24.75 Carton Wt: 51 UPS Wt: 66 COM: N/A
 Carton: 32L x 28W x 15H Cube: 7.77 Options: CG50, SW70
 Features: 1, 4, 5, 8, 9 Control: Locking Tilt
 Notes:

Frame/Fabric	List Price
ECH52666-EC3 Silver/Black	475.00
ECH52661-EC1 Cocoa/Espresso	



ECH70751-EC31/ECH70756-EC3 Executive Bonded Leather Chair with Padded Height Adjustable Arms and Coated Nylon Base

Overall Size: 26.5W x 28.25D x 43.25 - 46.25H
 Seat: 21.75W x 20D x 5.75T Back: 21.75W x 29.25H x 6.75T Seat Range: 18.75 -21.75
 Arms to Floor: 26.5 Carton Wt: 46 UPS Wt: 57 COM: N/A
 Carton: 30L x 15W x 26H Cube: 6.77 Options: CG50, SW70
 Features: 1, 4, 5, 8, 9 Control: Locking Tilt
 Notes: Two-Tone Stitching. **Featuring New Flex Back Support.**

Frame/Fabric	List Price
ECH70751-EC31 Cocoa/Chestnut	460.00
ECH70756-EC3 Silver/Black	

NEW

★ NJ In Stock

● GA In Stock



★ **ECH68801-EC1/ECH68807-EC3** Executive Bonded Leather Chair with Padded Arms and Coated Nylon Base

Overall Size: 25.75W x 30D x 47H
 Seat: 21W x 20D x 5.25T Back: 21W x 25.75H x 5T Seat Range: 20 -22.75
 Arms to Floor: 27.75 Carton Wt: 49 UPS Wt: 61 COM: N/A
 Carton: 32L x 26W x 15H Cube: 7.22 Options: CG50, SW70
 Features: 1, 4, 5, 8, 9 Control: Locking Tilt
 Notes:

Frame/Fabric	List Price
ECH68801-EC1 Cocoa/Espresso	460.00
ECH68807-EC3 Titanium/Black	



ECH70531-EC1/ECH70536-EC3/ECH70537-EC3 Executive Bonded Leather Chair with Adjustable Padded Arms and Coated Nylon Base

Overall Size: 26W x 29.5D x 44.5H
 Seat: 20.5W x 20D x 4.5T Back: 20.5W x 25.75H x 4.75T Seat Range: 19.5 - 22.5
 Arms to Floor: 26.5 Carton Wt: 43 UPS Wt: 61 COM: N/A
 Carton: 30L x 16W x 26H Cube: 7.22 Options: CG50, SW70
 Features: 1, 4, 5, 8, 9 Control: Locking Tilt
 Notes: Two-Tone Stitching for Cocoa/Espresso and Silver/Black, Matching Stitching for Titanium/Black. Coil Spring Seat.

Frame/Fabric	List Price
ECH70531-EC1 Cocoa/Espresso	450.00
ECH70536-EC3 Silver/Black	
ECH70537-EC3 Titanium/Black	

NEW



★ **ECH83501-EC1/ECH83507-EC3** Executive Bonded Leather Chair with Padded Arms and Coated Nylon Base

Overall Size: 25W x 30.5D x 45.5H
 Seat: 21.25W x 22D x 5.5T Back: 21.25W x 28.5H x 5.75T Seat Range: 19 -22
 Arms to Floor: 28 Carton Wt: 47 UPS Wt: 59 COM: N/A
 Carton: 29L x 26W x 16H Cube: 6.98 Options: CG50, SW70
 Features: 1, 4, 5, 8, 9 Control: Locking Tilt
 Notes: ECH83507 ●

Frame/Fabric	List Price
ECH83501-EC1 Cocoa/Espresso	450.00
ECH83507-EC3 Titanium/Black	



ECH85801-EC1/ECH85806-EC3 Executive Bonded Leather Chair with Padded Arms, Built-in Adjustable Headrest and Coated Nylon Base

Overall Size: 27W x 29.5D x 48.5H
 Seat: 21.5W x 19D x 4.5T Back: 21.5W x 27.5H x 4.5T Seat Range: 17.5 -20.5
 Arms to Floor: 25.75 Carton Wt: 46 UPS Wt: 59 COM: N/A
 Carton: 31L x 26W x 15H Cube: 6.99 Options: CG50, SW70
 Features: 1, 4, 5, 8, 9 Control: Locking Tilt
 Notes:

Frame/Fabric	List Price
ECH85801-EC1 Cocoa/Espresso	495.00
ECH85806-EC3 Silver/Black	



ECH85807-EC3/ECH85807-EC6 Executive Bonded Leather Chair with Padded Arms, Built-in Adjustable Headrest and Coated Nylon Base

Overall Size: 27W x 29.5D x 48.5H
 Seat: 21.5W x 19D x 4.5T Back: 21.5W x 27.5H x 4.5T Seat Range: 17.5 -20.5
 Arms to Floor: 25.75 Carton Wt: 46 UPS Wt: 59 COM: N/A
 Carton: 31L x 26W x 15H Cube: 6.99 Options: CG50, SW70
 Features: 1, 4, 5, 8, 9 Control: Locking Tilt
 Notes:

Frame/Fabric	List Price
ECH85807-EC3 Titanium/Black	495.00
ECH85807-EC6 Titanium/Wine	



★ **ECH89186-EC3/ECH89187-EC3** Executive Bonded Leather Chair with Coil Spring Seat, Padded Arms and Coated Nylon Base

Overall Size: 28.25W x 30D x 47.25H
 Seat: 21W x 19.25D x 4.5T Back: 21.25W x 27H x 4.25T Seat Range: 18.5 -21.25
 Arms to Floor: 26 Carton Wt: 51 UPS Wt: 63 COM: N/A
 Carton: 33L x 26W x 15H Cube: 7.44 Options: CG50, SW70
 Features: 1, 4, 5, 8, 9 Control: Locking Tilt
 Notes: Coil Spring Seat

Frame/Fabric	List Price
ECH89186-EC3 Silver/Black	475.00
ECH89187-EC3 Titanium/Black	

★ NJ In Stock

● GA In Stock



★ **ECH89181-EC1/ECH89181-EC6** Executive Bonded Leather Chair with Coil Spring Seat, Padded Arms and Coated Nylon Base
Overall Size: 28.25W x 30D x 47.25H
Seat: 21W x 19.25D x 4.5T **Back:** 21.25W x 27H x 4.25T **Seat Range:** 18.5 -21.25
Arms to Floor: 26 **Carton Wt:** 51 **UPS Wt:** 63 **COM:** N/A
Carton: 33L x 26W x 15H **Cube:** 7.45 **Options:** CG50, SW70
Features: 1, 4, 5, 8, 9 **Control:** Locking Tilt
Notes: Coil Spring Seat.

Frame/Fabric	List Price
ECH89181-EC1 Cocoa/Espresso	475.00
ECH89181-EC6 Cocoa/Wine	



ECH89307-EC3/ECH89301-EC1 Executive Bonded Leather Chair with Coil Spring Seat, Padded Arms and Coated Nylon Base
Overall Size: 27.5W x 28.25D x 46.5H
Seat: 20.5W x 19.5D x 5T **Back:** 21W x 28H x 5T **Seat Range:** 17.25 -20.25
Arms to Floor: 28.25 **Carton Wt:** 51 **UPS Wt:** 63 **COM:** N/A
Carton: 33L x 26W x 15H **Cube:** 7.45 **Options:** CG50, SW70
Features: 1, 4, 5, 8, 9 **Control:** Locking Tilt
Notes: Coil Spring Seat

Frame/Fabric	List Price
ECH89307-EC3 Titanium/Black	475.00
ECH89301-EC1 Cocoa/Espresso	



OPH61601-EC1/OPH61606-EC3/OPH61607-EC3/OPH61601-EC6
 Executive Bonded Leather Chair with PU Padded Height Adjustable Arms & Coated Base
Overall Size: 29 x 26D x 48.5H
Seat: 20.5W x 20D x 5.5T **Back:** 20.5W x 27H x 5T **Seat Range:** 19.75 -22.25
Arms to Floor: 26.5 **Carton Wt:** 36 **UPS Wt:** 78 **COM:** N/A
Carton: 36L x 26W x 17H **Cube:** 9.2 **Options:** CG50, SW70
Features: 1, 4, 5, 6, 8, 9 **Control:** KneeTilt
Notes: Coil Spring Seat.

Frame/Fabric	List Price
OPH61601-EC1 Cocoa/Espresso	595.00
OPH61606-EC3 Silver/Black	
OPH61607-EC3 Titanium/Black	
OPH61601-EC6 Cocoa/Wine	



★ **OPH62606-EC3** Executive Bonded Leather Chair with PU Padded Height Adjustable Arms and Coated Base
Overall Size: 29 x 26D x 48.5H
Seat: 20.5W x 19.7D x 5.5T **Back:** 20.5W x 27H x 5T **Seat Range:** 19.75 -22.25
Arms to Floor: 26.5 **Carton Wt:** 36 **UPS Wt:** 78 **COM:** N/A
Carton: 36L x 26W x 17H **Cube:** 9.20 **Options:** CG50, SW70
Features: 1, 4, 5, 6, 8, 9 **Control:** KneeTilt
Notes: Coil Spring Seat

Frame/Fabric	List Price
OPH62606-EC3 Silver/Black	595.00

Executive Seating - Leather



★ **EX5161** Deluxe Mid Back Leather Chair with Padded Loop Arms
Overall Size: 26.5W x 31.5D x 42H
Seat: 21.5W x 22D x 5T **Back:** 21.5W x 22.5H x 5T **Seat Range:** 19 -22.5
Arms to Floor: 26.0 **Carton Wt:** 49 **UPS Wt:** 54 **COM:** N/A
Carton: 28L x 26W x 15H **Cube:** 6.31 **Options:** CG50, SW70
Features: 1, 4, 5, 8, 9 **Control:** Locking Tilt
Notes: ★ -G13 available in NJ only

Fabric	List Price
Glove Soft Leather -G11 Tan -G13 Black Top Grain Leather -4 Burgundy	530.00



★ **EX5162** Leather High Back Chair with Padded Loop Arms
Overall Size: 26.5W x 31.5D x 46.25H
Seat: 21.5W x 22D x 5T **Back:** 21.5W x 26.5H x 5T **Seat Range:** 19 -22.5
Arms to Floor: 26 **Carton Wt:** 51 **UPS Wt:** 65 **COM:** N/A
Carton: 34L x 26W x 15H **Cube:** 7.67 **Options:** CG50, SW70
Features: 1, 4, 5, 8, 9 **Control:** Locking Tilt
Notes:

Fabric	List Price
Glove Soft Leather -G8 Saddle -G11 Tan -G12 Dark Grey -G13 Black -G16 Green Top Grain Leather -4 Burgundy	580.00

★ NJ In Stock



★ **FL1327C** Executive Faux Leather Chair with Padded Arms and Chrome Finish Base

Overall Size: 25W x 27D x 44H
Seat: 20.75W x 19.5D x 1.5T **Back:** 20W x 25H x 2T **Seat Range:** 17.5 - 20.25
Arms to Floor: 26 **Carton Wt:** 48 **UPS Wt:** 48 **COM:** N/A
Carton: 27L x 26W x 14H **Cube:** 5.6 **Options:** CG50, SW70
Features: 1, 4, 5, 8, 9 **Control:** Locking Tilt
Notes:

NEW

Fabric	List Price
Faux Leather -U6 Black -U9 Red -U11 White -U28 Cream	425.00



FL27513C Executive Faux Leather Chair with Built-In Headrest, Padded Flip Arms and Chrome Finish Base

Overall Size: 28.5W x 24.75D x 48H
Seat: 20.75W x 18.5D x 3.25T **Back:** 20.25W x 28.25H x 3.25T **Seat Range:** 17.25 - 20.25
Arms to Floor: 25.5 **Carton Wt:** 39 **UPS Wt:** 52 **COM:** N/A
Carton: 13L x 31W x 26H **Cube:** 6.06 **Options:** CG50, SW70
Features: 1, 4, 5, 8, 9 **Control:** Locking Tilt
Notes:

NEW

Fabric	List Price
Faux Leather -U6 Black -U9 Red -U11 White -U28 Cream	395.00



★ **FL90071C** Executive Faux Leather High Back Chair with Padded Arms and Chrome Finish Base

Overall Size: 28.5W x 24.75D x 48H
Seat: 20.75W x 20D x 3T **Back:** 20.75W x 25.5H x 3T **Seat Range:** 18 - 21.5
Arms to Floor: 29 **Carton Wt:** 42 **UPS Wt:** 50 **COM:** N/A
Carton: 27L x 15W x 25H **Cube:** 5.85 **Options:** CG50, SW70
Features: 1, 4, 5, 8, 9 **Control:** Locking Tilt
Notes:

NEW

Fabric	List Price
Faux Leather -U6 Black -U9 Red -U11 White -U28 Cream	438.00



★ **FL92017C** Executive Faux Leather Mid-Back Chair with Padded Arms and Chrome Finish Base

Overall Size: 25.25W x 28D x 40 - 44H
Seat: 19.5W x 21.25D x 3.5T **Back:** 18.75W x 24H x 3T **Seat Range:** 19.5 - 23.25
Arms to Floor: 30.75 **Carton Wt:** 35 **UPS Wt:** 52 **COM:** N/A
Carton: 27L x 24W x 13H **Cube:** 4.8 **Options:** CG50, SW70
Features: 1, 4, 5, 8, 9 **Control:** Locking Tilt
Notes:

NEW

Fabric	List Price
Faux Leather -U6 Black -U11 White -U28 Cream -U42 Charcoal Grey	312.00

FL92017C OTHER COLOR OPTIONS



★ NJ In Stock

● GA In Stock



★ **FL5380C** High Back Executive Faux Leather Chair with Padded Arms and Chrome Finish Base

Overall Size: 23.25W x 26.25D x 44.75H
 Seat: 19W x 19D x 1.5T Back: 17.25W x 27H x 1T Seat Range: 18.5 - 21.75
 Arms to Floor: 27 Carton Wt: 47 UPS Wt: 78 COM: N/A
 Carton: 41L x 26W x 15H Cube: 9.25 Options: CG50, SW70
 Features: 1, 4, 5, 8, 9 Control: Locking Tilt
 Notes:

Fabric	Updated List Price
Faux Leather -U6 Black -U11 White -U22 Smoke	475.00



★ **FL5388C** Mid Back Executive Faux Leather Chair with Padded Arms and Chrome Finish Base

Overall Size: 23.75W x 26D x 41.75H
 Seat: 19.5W x 19.25D x 1.75T Back: 18.25W x 21H x 1.5T Seat Range: 18 - 21.75
 Arms to Floor: 26 Carton Wt: 44 UPS Wt: 67 COM: N/A
 Carton: 34L x 27W x 15H Cube: 7.97 Options: CG50, SW70
 Features: 1, 4, 5, 8, 9 Control: Locking Tilt
 Notes:

Fabric	Updated List Price
Faux Leather -U6 Black -U11 White -U22 Smoke	425.00



★ **FL2604C** High Back Executive Faux Leather Chair with Padded Arms and Chrome Base Finish

Overall Size: 25.25W x 28.25D x 43.5H
 Seat: 19.5W x 19.5D x 3.5T Back: 19.5W x 23.5H x 3.5T Seat Range: 18.75-21.75
 Arms to Floor: 27 Carton Wt: 40 UPS Wt: 46 COM: N/A
 Carton: 28L x 26W x 13H Cube: 5.47 Options: CG50, SW70
 Features: 1, 4, 5, 8, 9 Control: Locking Tilt
 Notes:

Fabric	List Price
Faux Leather -U6 Black	350.00

Executive Seating - Faux Leather



★ **FL660** Faux Leather Manager's Chair with Padded Arms

Overall Size: 26.5W x 26.25D x 38.25 - 41.25H
 Seat: 21W x 21.75D x 4T Back: 20.5W x 21.75H x 4T Seat Range: 18.75 - 21.75
 Arms to Floor: 26.25 Carton Wt: 37 UPS Wt: 45 COM: N/A
 Carton: 25L x 14W x 26H Cube: 5.26 Options: CG50, SW70
 Features: 1, 4, 5, 8, 9 Control: Locking Tilt
 Notes: FL660-U6 ●

Fabric	List Price
Faux Leather -U6 Black -U2 Chocolate -U42 Charcoal Grey New Color	225.00



★ **FL605** Faux Leather Manager's Chair with Padded Arms

Overall Size: 26W x 26D x 40.5H
 Seat: 20W x 18D x 4T Back: 19.5W x 21H x 4T Seat Range: 18.75 -21.75
 Arms to Floor: 26.5 Carton Wt: 43 UPS Wt: 44 COM: N/A
 Carton: 27L x 24W x 14H Cube: 5.25 Options: CG50, SW70
 Features: 1, 4, 5, 8, 9 Control: Locking Tilt
 Notes: Replaces EC605

Fabric	Updated List Price
Faux Leather -U15 Black -U2 Chocolate -U42 Charcoal Grey New Color	250.00



★ **FL9097** Oversized Faux Leather Executive Chair with Padded Loop Arms


Overall Size: 26W x 31D x 46H
 Seat: 23W x 21D x 4T Back: 21W x 29H x 5T Seat Range: 18.5 -22
 Arms to Floor: 28 Carton Wt: 42 UPS Wt: 59 COM: N/A
 Carton: 31L x 26W x 15H Cube: 6.99 Options: CG50, SW70
 Features: 1, 4, 5, 8, 9 Control: Locking Tilt
 Notes:

Fabric	List Price
Faux Leather -U6 Black	375.00




★ **FLH24981-U1/FLH24987-U6** Faux Leather Mid Back Manager's Chair with Padded Flip Arms and Coated Base
 Overall Size: 25.75W x 26.5D x 43.25H
 Seat: 20W x 21.75D x 6T Back: 26.75W x 21H x 6.25T Seat Range: 17.5 - 20.5
 Arms to Floor: 27 Carton Wt: 36 UPS Wt: 52 COM: N/A
 Carton: 27L x 26W x 15H Cube: 6.09 Options: CG50, SW70
 Features: 1, 4, 5, 8, 9 Control: Locking Tilt
 Notes:

Fabric	List Price
FLH24981-U1 Cocoa/Espresso	325.00
FLH24987-U6 Titanium/Black	



★ **FL7480** High Back Faux Leather Executive Chair with Padded Arms
 Overall Size: 26W x 27.25D x 47.5H
 Seat: 20.25W x 19.5D x 4.5T Back: 20W x 26.25H x 4.5T Seat Range: 19 -22.75
 Arms to Floor: 27 Carton Wt: 40 UPS Wt: 50 COM: N/A
 Carton: 26L x 26W x 15H Cube: 5.86 Options: CG50, SW70
 Features: 1, 4, 5, 8, 9 Control: Locking Tilt
 Notes:

Fabric	List Price
Faux Leather -U6 Black	270.00
200 lbs.	



★ **FL7481** Mid Back Faux Leather Executive Chair with Padded Arms
 Overall Size: 26W x 27.25D x 43.5H
 Seat: 20.25W x 19.5D x 4.5T Back: 20W x 21H x 4T Seat Range: 19 -22.75
 Arms to Floor: 27 Carton Wt: 38 UPS Wt: 44 COM: N/A
 Carton: 25L x 24W x 15H Cube: 5.20 Options: CG50, SW70
 Features: 1, 4, 5, 8, 9 Control: Locking Tilt
 Notes:

Fabric	List Price
Faux Leather -U6 Black	250.00
200 lbs.	



★ **FL7485** Faux Leather Visitor's Chair with Padded Arms and Sled Base
 Overall Size: 26W x 26.75D x 41H
 Seat: 20.25W x 19.5D x 4.5T Back: 20W x 23.5H x 4.5T Seat Range: 19.5 Fixed
 Arms to Floor: 27.75 Carton Wt: 37 UPS Wt: 49 COM: N/A
 Carton: 27L x 22W x 17H Cube: 5.2 Options: N/A
 Features: N/A Control: N/A
 Notes:

Fabric	List Price
Faux Leather -U6 Black	230.00
200 lbs.	



★ **FL89675** Faux Leather Manager's Chair with Flip Arms
 Overall Size: 27W x 26D x 42H
 Seat: 20W x 20D x 4T Back: 19.75W x 22H x 4T Seat Range: 17.25 -21
 Arms to Floor: 24.25 Carton Wt: 38 UPS Wt: 38 COM: N/A
 Carton: 26L x 23W x 13H Cube: 4.49 Options: CG50, SW70
 Features: 1, 4, 5, 8, 9 Control: Locking Tilt
 Notes:

Fabric	List Price
Faux Leather -U6 Black	265.00
-U2 Chocolate -U42 Charcoal Grey	
New Color	



★ **FL1055** Faux Leather or Fabric Seat and Back Visitor's Chair with Sled Base
 Overall Size: 23W x 23.75D x 34H
 Seat: 20W x 20D x 4T Back: 20W x 14H x 3T Seat Range: 18.5 Fixed
 Arms to Floor: 26.25 Carton Wt: 28 UPS Wt: 35 COM: N/A
 Carton: 34L x 21W x 10H Cube: 4.13 Options: N/A
 Features: N/A Control: N/A
 Notes: **REPLACES EX1055**

Fabric	List Price
Faux Leather -U6 Black	200.00
-U1 Espresso -W12 Woven Charcoal -W17 Woven Indigo	



★ **FL1033** Faux Leather or Fabric Visitor's Chair with Sled Base

Overall Size: 20.5W x 26.5D x 34H
Seat: 20.5W x 20D x 3T **Back:** 19.75W x 21.5H x 2T **Seat Range:** 19 Fixed
Arms to Floor: N/A **Carton Wt:** 31 **UPS Wt:** 32 **COM:** N/A
Carton: 35L x 9W x 21H **Cube:** 3.8 **Options:** N/A
Features: N/A **Control:** N/A
Notes:

Fabric	List Price
Faux Leather -U6 Black -U1 Espresso	180.00
Fabric -W12 Charcoal -W17 Indigo	

Reception Tables

★ **MG1242S-NB** Brooklyn Clear Tempered Glass Top Coffee Table with Nickel Brush Legs



Overall Size: 42W x 24D x 16H
Carton Wt: 35 **UPS Wt:** 35
Carton: 46L x 27W x 5H **Cube:** 3.59
Notes:

Finish	List Price
Nickel Brush and Clear Glass	395.00

★ **MG1230R-NB** Brooklyn Clear Tempered Glass Round Top Coffee Table with Nickel Brush Legs



Overall Size: 30W x 30D x 16H
Carton Wt: 35 **UPS Wt:** 35
Carton: 34L x 33W x 5H **Cube:** 3.24
Notes:

Finish	List Price
Nickel Brush and Clear Glass	395.00

★ **MG0922S-NB** Brooklyn Clear Tempered Glass Square Top End Table with Nickel Brush Legs



Overall Size: 22W x 22D x 20H
Carton Wt: 26 **UPS Wt:** 26
Carton: 27L x 25W x 5H **Cube:** 1.95
Notes:

Finish	List Price
Nickel Brush and Clear Glass	312.00

★ **MG0920R-NB** Brooklyn Clear Tempered Glass Round Top End Table with Nickel Brush Legs



Overall Size: 20W x 20D x 20H
Carton Wt: 26 **UPS Wt:** 26
Carton: 25L x 24W x 5H **Cube:** 1.73
Notes:

Finish	List Price
Nickel Brush and Clear Glass	312.00

★ **WST07/WST07-WH/WST07-BK** Wall Street Foyer/Sofa Table with Chrome Frame and Espresso Finish Wood Top or Black (-BK) or White (-WH) Top



Overall Size: 36W x 15D x 29H
Carton Wt: 43 **UPS Wt:** 43
Carton: 39L x 31W x 7H **Cube:** 4.89
Notes: White table tops are not color-matched to white reception seating
*New Color

Finish	List Price
Chrome/Espresso Chrome/White (-WH) Chrome/Black (-BK)	450.00

★ NJ In Stock ● GA In Stock



★ **WST09/WST09-WH/WST09-BK** Wall Street End Table with Chrome Frame and Espresso Finish Wood Top or Black (-BK) or White (-WH) Top
Overall Size: 22W x 15.75D x 18.5H
Carton Wt: 14 **UPS Wt:** 14
Carton: 25L x 20W x 5H **Cube:** 1.45
Notes: White table tops are not color-matched to white reception seating
WST09 ● ***New Color**

Finish	List Price
Chrome/Espresso Chrome/White (-WH) Chrome/Black (-BK)	185.00



★ **WST12/WST12-WH/WST12-BK** Wall Street Coffee Table with Chrome Frame and Espresso Finish Wood Top or Black (-BK) or White (-WH) Top
Overall Size: 44W x 22D x 15H
Carton Wt: 31 **UPS Wt:** 31
Carton: 48L x 26W x 5H **Cube:** 3.61
Notes: White table tops are not color-matched to white reception seating
WST12 ● ***New Color**

Finish	List Price
Chrome/Espresso Chrome/White (-WH) Chrome/Black (-BK)	290.00



★ **WST17/WST17-WH/WST17-BK** Wall Street 28" Accent/Corner Table with Chrome Frame and Espresso Finish Wood Top or Black (-BK) or White (-WH) Top
Overall Size: 28W x 28D x 17H
Carton Wt: 33 **UPS Wt:** 33
Carton: 32L x 30W x 5H **Cube:** 2.78
Notes: White table tops are not color-matched to white reception seating
***New Color**

Finish	List Price
Chrome/Espresso Chrome/White (-WH) Chrome/Black (-BK)	330.00



WST16-ESP/WST16-WH/WST16-BK Wall Street Multi-Purpose Side Table with Chrome Frame and Espresso Finish Wood Top or Black (-BK) or White (-WH) Top
Overall Size: 16W x 16D x 24.25H
Carton Wt: 20 **UPS Wt:** 43
Carton: 18L x 18W x 27H **Cube:** 5.06
Notes: White table tops are not color-matched to white reception seating

NEW

Finish	List Price
Chrome/Espresso (-ESP) Chrome/White (-WH) Chrome/Black (-BK)	250.00



YLD07 Yield Foyer/Sofa Table with Chrome Frame and Black Glass Top
Overall Size: 36W x 15D x 29H
Carton Wt: 44 **UPS Wt:** 44
Carton: 39L x 32W x 6H **Cube:** 4.33
Notes:

Finish	List Price
Chrome and Black Glass	330.00



★ **YLD09** Yield End Table with Chrome Frame and Black Glass Top
Overall Size: 22W x 15.75D x 18.5H
Carton Wt: 13 **UPS Wt:** 14
Carton: 26L x 21W x 5H **Cube:** 1.58
Notes:

Finish	List Price
Chrome and Black Glass	160.00

★ NJ In Stock

	<p>★ YLD17 Yield 28" Accent/Corner Table with Chrome Frame and Black Glass Top</p>	<p>Finish</p> <p>Chrome and Black Glass</p>	<p>List Price</p> <p>235.00</p>
	<p>Overall Size: 28W x 28D x 17H</p>		
	<p>Carton Wt: 35 UPS Wt: 35 Carton: 32L x 30W x 5H Cube: 2.8</p>		
	<p>Notes:</p>		

	<p>★ YLD12 Yield Coffee Table with Chrome Frame and Black Glass Top</p>	<p>Finish</p> <p>Chrome and Black Glass</p>	<p>List Price</p> <p>235.00</p>
	<p>Overall Size: 44W x 22D x 15H</p>		
	<p>Carton Wt: 26 UPS Wt: 27 Carton: 48L x 23W x 5H Cube: 3.19</p>		
	<p>Notes:</p>		

Reception Seating

	<p>★ WST51A Wall Street Arm Chair with Chrome Base</p>	<p>Fabric</p> <p>Faux Leather -B18 Black -E34 Espresso -W32 White -U22 Smoke</p>	<p>List Price</p> <p>530.00</p>
	<p>Overall Size: 30.5W x 28D x 31H Seat: 23W x 22D Back: 23W x 16H Seat Range: 17.5 Fixed Arms to Floor: 26 Carton Wt: 64 UPS Wt: 95 COM: N/A Carton: 31L x 26W x 24H Cube: 11.19 Options: N/A Features: N/A Control: N/A</p>		
	<p>Notes: Stand Alone. ● WST51A-B18 and -W32 Has achieved GREENGUARD Certification</p>		
	<p>Notes:</p>		

	<p>★ WST51LF Left Arm Facing Wall Street Modular Component with Chrome Base</p>	<p>Fabric</p> <p>Faux Leather -B18 Black -E34 Espresso -W32 White -U22 Smoke</p>	<p>List Price</p> <p>475.00</p>
	<p>Overall Size: 27W x 28D x 31H Seat: 23W x 22D Back: 23W x 16H Seat Range: 17.5 Fixed Arms to Floor: 26 Carton Wt: 54 UPS Wt: 79 COM: N/A Carton: 29L x 24W x 23H Cube: 9.24 Options: N/A Features: N/A Control: N/A</p>		
	<p>Notes: Use as Part of Sofa, Loveseat or Sectional Has achieved GREENGUARD Certification</p>		
	<p>Notes:</p>		

	<p>★ WST51N Armless Wall Street Modular Component with Chrome Base</p>	<p>Fabric</p> <p>Faux Leather -B18 Black -E34 Espresso -W32 White -U22 Smoke</p>	<p>List Price</p> <p>395.00</p>
	<p>Overall Size: 23W x 28D x 31H Seat: 23W x 22D Back: 23W x 16H Seat Range: 17.5 Fixed Arms to Floor: N/A Carton Wt: 42 UPS Wt: 58 COM: N/A Carton: 26L x 25W x 18H Cube: 6.77 Options: N/A Features: N/A Control: N/A</p>		
	<p>Notes: Use as Stand Alone or Part of Sofa, Loveseat or Sectional. ● -W32 Has achieved GREENGUARD Certification</p>		
	<p>Notes:</p>		

	<p>★ WST51RF Right Arm Facing Wall Street Modular Component with Chrome Base</p>	<p>Fabric</p> <p>Faux Leather -B18 Black -E34 Espresso -W32 White -U22 Smoke</p>	<p>List Price</p> <p>475.00</p>
	<p>Overall Size: 27W x 28D x 31H Seat: 23W x 22D Back: 23W x 16H Seat Range: 17.5 Fixed Arms to Floor: 26 Carton Wt: 54 UPS Wt: 79 COM: N/A Carton: 29L x 24W x 23H Cube: 9.26 Options: N/A Features: N/A Control: N/A</p>		
	<p>Notes: Use as Part of Sofa, Loveseat or Sectional Has achieved GREENGUARD Certification</p>		
	<p>Notes:</p>		

★ NJ In Stock

● GA In Stock

Wall Street Chair Collection: WST51LF, WST51N, WST51C, WST51RF and WST51A in White (-W32), Yield Table Collection: YLD09 and YLD12



+



+



=



★ **WST51C** Corner Wall Street Modular Component with Chrome Base



Overall Size: 28W x 28D x 31H
Seat: 23W x 22D **Back:** 23W x 16H **Seat Range:** 17.5 Fixed
Arms to Floor: N/A **Carton Wt:** 53 **UPS Wt:** 92 **COM:** N/A
Carton: 29L x 26W x 25H **Cube:** 10.91 **Options:** N/A
Features: N/A **Control:** N/A
Notes: Use as Part of Corner Sectional
 Has achieved GREENGUARD Certification

Fabric	List Price
Faux Leather	530.00
-B18 Black	
-E34 Espresso	
-W32 White	
-U22 Smoke	

WST51OP Ottoman Wall Street Modular Component, Chrome Base with AC and USB 3.0 charging station.



Overall Size: 29.25W x 29.25D x 17.5H
Seat: 29.25W x 29.25D **Seat Range:** 17.5 Fixed
Arms to Floor: N/A **Carton Wt:** 33 **UPS Wt:** 50 **COM:** N/A
Carton: 30L x 30W x 12H **Cube:** 6.25 **Options:** N/A
Features: N/A **Control:** N/A
Notes: UL Certified.
 Has achieved GREENGUARD Certification

Fabric	List Price
Faux Leather	495.00
-B18 Black	
-E34 Espresso	
-W32 White	
-U22 Smoke	

WST51P Center Wall Street Modular Component, Chrome Base with AC and USB 3.0 charging station.



Overall Size: 28.5W x 6.25D x 20H
Carton Wt: 18 **UPS Wt:** 21 **COM:** N/A
Carton: 29L x 7W x 21H **Cube:** 2.38 **Options:** N/A
Features: N/A **Control:** N/A
Notes: UL Certified.
 Has achieved GREENGUARD Certification

Fabric	List Price
Faux Leather	295.00
-B18 Black	
-E34 Espresso	
-W32 White	
-U22 Smoke	

NAT51 Nathan Chair in Faux Leather with Padded Arms, Chrome Accents and Base



Overall Size: 29.5W x 33D x 33.5H
Seat: 26W x 21D x 6T **Back:** 26W x 17.25H x 4T **Seat Range:** 17.75 Fixed
Arms to Floor: 24.25 **Carton Wt:** 47 **UPS Wt:** 89 **COM:** N/A
Carton: 35L x 18W x 29H **Cube:** 10.57 **Options:** N/A
Features: N/A **Control:** N/A
Notes:

Fabric	List Price
Faux Leather	500.00
-C45	
Black Croc PU	
-C43	
Espresso	
Croc PU	



ATH51 Anthony 26" Wide Chair with Chrome Base

Overall Size: 26W x 33D x 32.5H
 Seat: 26W x 22D x 5.5T Back: 26W x 15H x 5.5T Seat Range: 18.5 Fixed
 Arms to Floor: N/A Carton Wt: 46 UPS Wt: 110 COM: N/A
 Carton: 32L x 27W x 26H Cube: 13 Options: N/A
 Features: N/A Control: N/A
 Notes: UPSable, Oversized Package. ● -B18 in GA.

Fabric	List Price
-B18 Black PU -W32 White PU	500.00
-L32 Linen -K14 Klein Azure -K26 Klein Charcoal	

NEW



★ **YLD5130 Yield 31" Wide Chair with Chrome Base**

Overall Size: 31.5W x 27.5D x 30.5H
 Seat: 14.5W x 19.5D x 3.75T Back: 22.75W x 14.75H x 3.25T Seat Range: 16.75 Fixed
 Arms to Floor: 20.5 Carton Wt: 42 UPS Wt: 118 COM: N/A
 Carton: 32L x 30W x 25H Cube: 13.89 Options: N/A
 Features: N/A Control: N/A
 Notes: UPSable, Oversized Package. ● -W32 in GA.
 Has achieved GREENGUARD Certification

Fabric	List Price
Faux Leather -B18 Black -W32 White	475.00



YLD5141 Yield 40" Wide Chair with Chrome Base

Overall Size: 40.5W x 31D x 31H
 Seat: 23W x 21.75D x 3.75T Back: 32.75W x 15H x 3.25T Seat Range: 16.5 Fixed
 Arms to Floor: 20.5 Carton Wt: 51 UPS Wt: 152 COM: N/A
 Carton: 40L x 31W x 25H Cube: 17.94 Options: N/A
 Features: N/A Control: N/A
 Notes: UPSable, Oversized Package
 Has achieved GREENGUARD Certification

Fabric	List Price
Faux Leather -B18 Black -W32 White	560.00



NVA51 Nova 31.5" Wide Chair with Foam-Filled Back and Seat Cushions, Protective Floor Glides and Four-Star Chrome Base

Overall Size: 31.5W x 31.25D x 33H
 Seat: 21.5W x 18.5D x 4T Back: 21.25W x 24H x 4.5T Seat Range: 18 Fixed
 Arms to Floor: 24 Carton Wt: 46 UPS Wt: 126 COM: N/A
 Carton: 33L x 30W x 26H Cube: 14.89 Options: N/A
 Features: 4 Control: N/A
 Notes: UPSable, Oversized Package

Fabric	List Price
Faux Leather -B18 Black -W32 White -U9 Red	550.00



YLD5130 shown with Brooklyn Tables MG1242S-NB and MG0922S-NB



★ **PAC51 Pacific Arm Chair in Vinyl with Chrome Finish Legs**

Overall Size: 32W x 31D x 29.5H
Seat: 23W x 20.5D **Back:** 23.5W x 12H **Seat Range:** 18 Fixed
Arms to Floor: 24.5 **Carton Wt:** 67 **UPS Wt:** 110 **COM:** 6 yds.
Carton: 30L x 30W x 25H **Cube:** 13.02 **Options:** N/A
Features: N/A **Control:** N/A
Notes: UPSable, Oversized Package. Also available in Dillon Fabrics.
 ★ -V18 Black & -R105 Dillon Blue. ● -V18 in GA.
For additional Custom Fabrics, please see page 36.

Fabric	List Price
Vinyl -V18 Black -V34 Espresso	425.00
Dillon New Colors	500.00



★ **PAC52 Pacific Loveseat in Vinyl with Chrome Finish Legs**

Overall Size: 51.5W x 31D x 29.5H
Seat: 42W x 20.5D **Back:** 42.25W x 12H **Seat Range:** 18 Fixed
Arms to Floor: 24.5 **Carton Wt:** 92 **UPS Wt:** 150 **COM:** 9 yds.
Carton: 43L x 31W x 23H **Cube:** 17.74 **Options:** N/A
Features: N/A **Control:** N/A
Notes: UPSable, Oversized Package. Also available in Dillon Fabrics.
 ★ -V18 Black & -R105 Dillon Blue. ● -V18 in GA.
For additional Custom Fabrics, please see page 36.

Fabric	List Price
Vinyl -V18 Black -V34 Espresso	580.00
Dillon New Colors	695.00



★ **PAC53 Pacific Sofa in Vinyl with Chrome Finish Legs**

Overall Size: 72.75W x 31.5D x 29.5H
Seat: 63W x 20.5D **Back:** 63W x 12H **Seat Range:** 18 Fixed
Arms to Floor: 24.5 **Carton Wt:** 126 **UPS Wt:** No UPS **COM:** 14 yds.
Carton: 64L x 31W x 23H **Cube:** 25.65 **Options:** N/A
Features: N/A **Control:** N/A
Notes: Non-UPSable. Also available in Dillon Fabrics.
 ★ -V18 Black & -R105 Dillon Blue. ● -V18 in GA.
For additional Custom Fabrics, please see page 36.

Fabric	List Price
Vinyl -V18 Black -V34 Espresso	795.00
Dillon New Colors	975.00



★ **ATL51 Atlantic Arm Chair in Dillon Fabric with a single UL Approved AC and USB 3.0 Charging Station, Chrome Finish Legs**

Overall Size: 32W x 31D x 29.5H
Seat: 23W x 20.5D **Back:** 23.5W x 12H **Seat Range:** 18 Fixed
Arms to Floor: 24.5 **Carton Wt:** 67 **UPS Wt:** 110 **COM:** 6 yds.
Carton: 30L x 30W x 25H **Cube:** 13.02 **Options:** N/A
Features: N/A **Control:** N/A
Notes: UPSable, Oversized Package. **Single Power Unit.** UL Certified.
For additional Custom Fabrics, please see page 37.

Fabric	List Price
-R107 Dillon Black	600.00
-R105 Dillon Blue	



★ **ATL52 Atlantic Loveseat in Dillon Fabric with dual UL Approved AC and USB 3.0 Charging Station, Chrome Finish Legs**

Overall Size: 51.5W x 31D x 29.5H
Seat: 42W x 20.5D **Back:** 42.25W x 12H **Seat Range:** 18 Fixed
Arms to Floor: 24.5 **Carton Wt:** 92 **UPS Wt:** 150 **COM:** 9 yds.
Carton: 43L x 31W x 23H **Cube:** 17.74 **Options:** N/A
Features: N/A **Control:** N/A
Notes: UPSable, Oversized Package. **Dual Power Unit.** UL Certified.
For additional Custom Fabrics, please see page 37.

Fabric	List Price
-R107 Dillon Black	850.00
-R105 Dillon Blue	



★ **ATL53 Atlantic Sofa in Dillon Fabric with dual UL Approved AC and USB 3.0 Charging Station, Chrome Finish Legs**

Overall Size: 72.75W x 31.5D x 29.5H
Seat: 63W x 20.5D **Back:** 63W x 12H **Seat Range:** 18 Fixed
Arms to Floor: 24.5 **Carton Wt:** 126 **UPS Wt:** No UPS **COM:** 14 yds.
Carton: 64L x 31W x 23H **Cube:** 25.65 **Options:** N/A
Features: N/A **Control:** N/A
Notes: Non-UPSable. **Dual Power Unit.** UL Certified.
For additional Custom Fabrics, please see page 37.

Fabric	List Price
-R107 Dillon Black	1195.00
-R105 Dillon Blue	



VVN Vivian Accent Chair with Espresso Finish Wood Legs

Overall Size: 25W x 23D x 32H
Seat: 20W x 20.5D **Back:** 17.5W x 12.25H **Seat Range:** N/A
Arms to Floor: N/A **Weight:** 61 **UPS Weight:** 61 **COM:** N/A
Carton: 24L x 20W x 26H **Cube:** 7.22 **Options:** N/A
Features: N/A **Control:** N/A
Notes:

NEW

Fabric	List Price
Espresso Finish With -L32 Linen -V14 Azure Velvet -V17 Otter Velvet	365.00



MST55 Main Street Guest Chair with Espresso Finish Wood Legs

Overall Size: 24.25W x 26.5D x 34.5H
Seat: 18.25W x 22.5D **Back:** 24.25W x 15.25H **Seat Range:** 19.25 Fixed
Arms to Floor: 24.5 **Weight:** 27 **UPS Weight:** 87 **COM:** N/A
Carton: 27L x 26W x 24H **Cube:** 9.75 **Options:** N/A
Features: N/A **Control:** N/A
Notes:

Fabric	List Price
Espresso Finish With -S22 Woven Seaweed -C28 Woven Wheat -W11 Woven Chocolate -W12 Woven Charcoal -W17 Woven Indigo	275.00



ETN Ethan Accent Chair with Espresso Finish Wood Legs

Overall Size: 30W x 26D x 29H
Seat: 21W x 19.5D **Back:** 29.75W x 11.75H **Seat Range:** 18.5 Fixed
Arms to Floor: N/A **Weight:** 37 **UPS Weight:** 106 **COM:** N/A
Carton: 31L x 28W x 25H **Cube:** 12.5 **Options:** N/A
Features: N/A **Control:** N/A
Notes:

NEW

Fabric	List Price
Espresso Finish With -L37 Blue Denim -L38 Linen -PD22 Cranberry -PD24 Cocoa -PD26 Pewter	375.00



MST55-C28
Woven Wheat
shown with
LAN25ES

★ NJ In Stock ● GA In Stock



MST51 Main Street Chair with Espresso Finish Wood Accents

Overall Size: 30W x 29.5D x 32H
Seat: 23.75W x 23D **Back:** 24.5W x 17H **Seat Range:** 18 Fixed
Arms to Floor: 25.25 **Carton Wt:** 54 **UPS Wt:** 89 **COM:** 5 yds.
Carton: 29L x 25W x 25H **Cube:** 10.49 **Options:** N/A
Features: N/A **Control:** N/A
Notes: Weight Capacity Limit: 265 lbs.
Also available in Custom Fabric, see page 38.

Fabric	List Price
Espresso Finish w/ Ave Six Fabric	525.00
-C28 Woven Wheat	
-S22 Woven Seaweed	
-W12 Woven Charcoal	
-W17 Woven Indigo	



MST52 Main Street Loveseat with Espresso Finish Wood Accents

Overall Size: 49.25W x 29.5D x 32H
Seat: 43.5W x 22.5D **Back:** 44.5W x 17H **Seat Range:** 18 Fixed
Arms to Floor: 25.25 **Carton Wt:** 79 **UPS Wt:** 150 **COM:** 6 yds.
Carton: 46L x 29W x 23H **Cube:** 17.77 **Options:** N/A
Features: N/A **Control:** N/A
Notes: Weight Capacity Limit: 529 lbs.
Also available in Custom Fabric, see page 38.

Fabric	List Price
Espresso Finish w/ Ave Six Fabric	725.00
-C28 Woven Wheat	
-S22 Woven Seaweed	
-W12 Woven Charcoal	
-W17 Woven Indigo	



MST53 Main Street Sofa with Espresso Finish Wood Accents

Overall Size: 75W x 30.5D x 32.5H
Seat: 69W x 21.5D **Back:** 69W x 27H **Seat Range:** 18.25 Fixed
Arms to Floor: 26 **Carton Wt:** 126 **UPS Wt:** No UPS **COM:** 7.5 yds.
Carton: 70L x 29W x 23H **Cube:** 27 **Options:** N/A
Features: N/A **Control:** N/A
Notes: Weight Capacity Limit: 650 lbs.
Also available in Custom Fabric, see page 38.

Fabric	List Price
Espresso Finish w/ Ave Six Fabric	995.00
-C28 Woven Wheat	
-S22 Woven Seaweed	
-W12 Woven Charcoal	
-W17 Woven Indigo	



DVS51 28.5" Wide Fabric Armchair with Solid Wood Frame

Overall Size: 28.5W x 26.75D x 31.75H
Seat: 24W x 20D x 5.5T **Back:** 23.5W x 23H x 5T **Seat Range:** 17 Fixed
Arms to Floor: 22.5 **Carton Wt:** 28 **UPS Wt:** 55 **COM:** 1.5 yds.
Carton: 28L x 25W x 16H **Cube:** 6.48 **Options:** N/A
Features: N/A **Control:** N/A
Notes:
 ● -K12 and -K26 in GA.

Fabric	List Price
-K12 Klein Otter	425.00
-K14 Klein Azure	
-K21 Klein Sea	
-K26 Klein Charcoal	
-L32 Linen	
A	448.00
B	495.00
C	525.00
R	585.00

NEW



DVS52 Fabric Loveseat with Solid Wood Frame

Overall Size: 51.75W x 29.25D x 32H
Seat: 48.75W x 19.5D x 3.5T **Back:** 48.75W x 17H x 3.5T **Seat Range:** 16.5 Fixed
Arms to Floor: 22.25 **Carton Wt:** 53 **UPS Wt:** 96 **COM:** 5 yds.
Carton: 52L x 25W x 15H **Cube:** 11.28 **Options:** N/A
Features: N/A **Control:** N/A
Notes: UPSable, Oversized Package.

Fabric	List Price
-K12 Klein Otter	695.00
-K14 Klein Azure	
-K21 Klein Sea	
-K26 Klein Charcoal	
-L32 Linen	
A	730.00
B	770.00
C	810.00
R	880.00

NEW



★ **WD380 Medium Oak Finish Visitor's Chair**

Overall Size: 23W x 25.5D x 33.5H
Seat: 21W x 18D x 4T **Back:** 20W x 17.5H x 3T **Seat Range:** 18 Fixed
Arms to Floor: 26.75 **Carton Wt:** 27 **UPS Wt:** 36 **COM:** 1.75
Carton: 28L x 22W x 12H **Cube:** 4.27 **Options:** N/A
Features: N/A **Control:** N/A
Notes: No Tools Required for Assembly. No Add-On Kit.
 ★ -363 Black Triangle & -U6 Black available in NJ only


Fabric	Updated List Price
-K103 Herb, -K100 Luna, -363 Black Triangle or -U6 Black Faux Leather	295.00
A	315.00
B	335.00
C	350.00
R	380.00



New Color Fabric



-K102 | Ash



-K114 | Ruby



-K100 | Luna



-K113 | Indigo



★ **WD383 Mahogany Finish Visitor's Chair**

Overall Size: 23W x 25.5D x 33.5H
Seat: 21W x 18D x 4T **Back:** 20W x 17.5H x 3T **Seat Range:** 18 Fixed
Arms to Floor: 26.75 **Carton Wt:** 27 **UPS Wt:** 36 **COM:** 1.75
Carton: 28L x 22W x 12H **Cube:** 4.27 **Options:** N/A
Features: N/A **Control:** N/A

Notes: No Tools Required for Assembly. ● -317, -U6 available in GA only.
 ★ -363 Black Triangle & -U6 Black available in NJ only

Fabric	Updated List Price
-K114 Ruby, -K102 Ash, -363 Black Triangle or -U6 Black Faux Leather	295.00
A	315.00
B	335.00
C	350.00
R	380.00



★ **WA383 Mahogany Finish Modular Single Add-On Kit**

Overall Size: Adds 21.5" to Overall Width
Seat: 21W x 18D x 4T **Back:** 20W x 17.5H x 3T **Seat Range:** 18 Fixed
Arms to Floor: 26.75 **Carton Wt:** 22 **UPS Wt:** 33 **COM:** 1.75
Carton: 28L x 22W x 11H **Cube:** 3.92 **Options:** N/A
Features: N/A **Control:** N/A

Notes: Extends Single to Double, Triple or More. Must Use with WD383
 ★ -363 Black Triangle & -U6 Black available in NJ only

Fabric	Updated List Price
-K114 Ruby, -K102 Ash, -363 Black Triangle or -U6 Black Faux Leather	230.00
A	245.00
B	260.00
C	275.00
R	300.00



★ **WD387 Cherry Finish Visitor's Chair**

Overall Size: 23W x 25.5D x 33.5H
Seat: 21W x 18D x 4T **Back:** 20W x 17.5H x 3T **Seat Range:** 18 Fixed
Arms to Floor: 26.75 **Carton Wt:** 27 **UPS Wt:** 36 **COM:** 1.75
Carton: 28L x 22W x 12H **Cube:** 4.27 **Options:** N/A
Features: N/A **Control:** N/A

Notes: No Tools Required for Assembly.
 ★ -363 Black Triangle & -U6 Black available in NJ only

Fabric	Updated List Price
-K113 Indigo, -K100 Luna, -K102 Ash, -363 Black Triangle or -U6 Blk Faux Leather	295.00
A	315.00
B	335.00
C	350.00
R	380.00



★ **WA387 Cherry Finish Modular Single Add-On Kit**

Overall Size: Adds 21.5" to Overall Width
Seat: 21W x 18D x 4T **Back:** 20W x 17.5H x 3T **Seat Range:** 18 Fixed
Arms to Floor: 26.75 **Carton Wt:** 22 **UPS Wt:** 33 **COM:** 1.75
Carton: 28L x 22W x 11H **Cube:** 3.92 **Options:** N/A
Features: N/A **Control:** N/A

Notes: Extends Single to Double, Triple or More. Must Use with WD387
 ★ -363 Black Triangle & -U6 Black available in NJ only

Fabric	Updated List Price
-K113 Indigo, -K100 Luna, -K102 Ash, -363 Black Triangle or -U6 Blk Faux Leather	230.00
A	245.00
B	260.00
C	275.00
R	300.00



★ **WD388 Espresso Finish Visitor's Chair**

Overall Size: 23W x 25.5D x 33.5H
Seat: 21W x 18D x 4T **Back:** 20W x 17.5H x 3T **Seat Range:** 18 Fixed
Arms to Floor: 26.75 **Carton Wt:** 27 **UPS Wt:** 36 **COM:** 1.75
Carton: 28L x 22W x 12H **Cube:** 4.27 **Options:** N/A
Features: N/A **Control:** N/A

Notes: No Tools Required for Assembly. ● -316, -U6 available in GA only.
 ★ -363 Black Triangle & -U6 Black available in NJ only

Fabric	Updated List Price
-K100 Luna, -K102 Ash, -363 Black Triangle or -U6 Black Faux Leather	295.00
A	315.00
B	335.00
C	350.00
R	380.00



★ **WA388 Espresso Finish Modular Single Add-On Kit**

Overall Size: Adds 21.5" to Overall Width
Seat: 21W x 18D x 4T **Back:** 20W x 17.5H x 3T **Seat Range:** 18 Fixed
Arms to Floor: 26.75 **Carton Wt:** 22 **UPS Wt:** 33 **COM:** 1.75
Carton: 28L x 22W x 11H **Cube:** 3.92 **Options:** N/A
Features: N/A **Control:** N/A

Notes: Extends Single to Double, Triple or More. Must Use with WD388
 ★ -363 Black Triangle & -U6 Black available in NJ only

Fabric	Updated List Price
-K100 Luna, -K102 Ash, -363 Black Triangle or -U6 Black Faux Leather	230.00
A	245.00
B	260.00
C	275.00
R	300.00



WD1353 Deluxe Mahogany Finish Guest Chair

Overall Size: 24W x 25D x 35.5H
Seat: 21W x 18D x 4T **Back:** 20W x 17.5H x 3T **Seat Range:** 18.75 Fixed
Arms to Floor: 26.75 **Carton Wt:** 28 **UPS Wt:** 51 **COM:** 2.0 yds
Carton: 28L x 25W x 15H **Cube:** 6.07 **Options:** N/A
Features: N/A **Control:** N/A

Notes: No Tools Required for Assembly.

Fabric	List Price
-K113 Indigo or -K102 Ash	345.00
A	366.00
B	388.00
C	412.00
R	445.00



WD1357 Deluxe Cherry Finish Guest Chair

Overall Size: 24W x 25D x 35.5H
Seat: 21W x 18D x 4T **Back:** 20W x 17.5H x 3T **Seat Range:** 18.75 Fixed
Arms to Floor: 26.75 **Carton Wt:** 28 **UPS Wt:** 51 **COM:** 2.0 yds
Carton: 28L x 25W x 15H **Cube:** 6.07 **Options:** N/A
Features: N/A **Control:** N/A

Notes: No Tools Required for Assembly.

Fabric	List Price
-K100 Luna or -K102 Ash	345.00
A	366.00
B	388.00
C	412.00
R	445.00



WD1358 Deluxe Espresso Finish Guest Chair

Overall Size: 24W x 25D x 35.5H
Seat: 21W x 18D x 4T **Back:** 20W x 17.5H x 3T **Seat Range:** 18.75 Fixed
Arms to Floor: 26.75 **Carton Wt:** 28 **UPS Wt:** 51 **COM:** 2.0 yds
Carton: 28L x 25W x 15H **Cube:** 6.07 **Options:** N/A
Features: N/A **Control:** N/A

Notes: No Tools Required for Assembly.

Fabric	List Price
-K113 Indigo, -K114 Ruby, -K102 Ash or -363 Black Triangle	345.00
A	366.00
B	388.00
C	412.00
R	445.00



WD1643 Mahogany Finish Leg Chair with Upholstered Wood Crown Back (1 pack)

Overall Size: 23.5W x 26.75D x 31.25H
Seat: 20.5W x 19D x 1.5T **Back:** 22.5W x 16.5H **Seat Range:** 18 Fixed
Arms to Floor: 25 **Carton Wt:** 21 **UPS Wt:** 37 **COM:** 1.25 yd
Carton: 26L x 24W x 12H **Cube:** 4.33 **Pack:** 1
Features: N/A **Control:** N/A

Notes: Ships 1 per Carton. No Tools Required for Assembly.

Fabric	List Price
-U6 Black Faux Leather	350.00
A	370.00
B	390.00
C	410.00
R	445.00



WD388-K102 with WA388 Add-on Kit



WD1647 Cherry Finish Leg Chair with Upholstered Wood Crown Back (1 pack)

Overall Size: 23.5W x 26.75D x 31.25H

Seat: 20.5W x 19D x 1.5T Back: 22.5W x 16.5H Seat Range: 18 Fixed

Arms to Floor: 25 Carton Wt: 21 UPS Wt: 37 COM: 1.25 yd

Carton: 26L x 24W x 12H Cube: 4.33 Pack: 1

Features: N/A Control: N/A

Notes: Ships 1 per Carton. No Tools Required for Assembly.

Fabric	List Price
-U6 Black Faux Leather	350.00
A	370.00
B	390.00
C	410.00
R	445.00



WD1648 Espresso Finish Leg Chair with Upholstered Wood Crown Back (1 pack)

Overall Size: 23.5W x 26.75D x 31.25H

Seat: 20.5W x 19D x 1.5T Back: 22.5W x 16.5H Seat Range: 18 Fixed

Arms to Floor: 25 Carton Wt: 21 UPS Wt: 37 COM: 1.25 yd

Carton: 26L x 24W x 12H Cube: 4.33 Pack: 1

Features: N/A Control: N/A

Notes: Shipped 1 per Carton. No Tools Required for Assembly.

Fabric	List Price
-U6 Black Faux Leather	350.00
A	370.00
B	390.00
C	410.00
R	445.00



Merge Collection Finishes



-BK Black -CHY Cherry -ESP Espresso -MAH Mahogany

Merge Table Collection



★ **MRG09** Merge 20" Round End Table in solid wood and wood veneers.

Overall Size: 20W x 20D x 22H

Carton Wt: 30 UPS Wt: 30

Carton: 24L x 24W x 8H Cube: 2.67

Notes: CHY and MAH Colors compliment Napa Casegoods

Fabric	List Price
-ESP Espresso	250.00
-BK Black	
-CHY Cherry	
-MAH Mahogany	



★ **MRG12** Merge 36" Round Coffee Table in solid wood and wood veneers.

Overall Size: 36W x 36D x 18H

Carton Wt: 57 UPS Wt: 57

Carton: 40L x 39W x 5H Cube: 4.51

Notes: CHY and MAH Colors Compliment Napa Casegoods

Fabric	List Price
-ESP Espresso	475.00
-BK Black	
-CHY Cherry	
-MAH Mahogany	



★ **MRG12SR1** Merge 30" Square Coffee Table in solid wood and wood veneers.

Overall Size: 30.25W x 30.25D x 18.25H

Carton Wt: 46 UPS Wt: 46

Carton: 33L x 33W x 6H Cube: 3.78

Notes: CHY and MAH Colors Compliment Napa Casegoods

Fabric	List Price
-ESP Espresso	450.00
-BK Black	
-CHY Cherry	
-MAH Mahogany	

★ NJ In Stock

	<p>★ MRG09S Merge 20" Square End Table in solid wood and wood veneers.</p>	<p>Fabric</p> <p>-ESP Espresso -BK Black -CHY Cherry -MAH Mahogany</p>	<p>List Price</p> <p>275.00</p>
	<p>Overall Size: 20W x 20D x 20.75H</p>		
	<p>Carton Wt: 33 UPS Wt: 33 Carton: 23L x 23W x 8H Cube: 2.44</p>		
	<p>Notes: CHY and MAH Colors Compliment Napa Casegoods</p>		

	<p>★ MRG07R1 Merge Foyer Table in solid wood and wood veneers.</p>	<p>Fabric</p> <p>-ESP Espresso -BK Black -CHY Cherry -MAH Mahogany</p>	<p>List Price</p> <p>375.00</p>
	<p>Overall Size: 36W x 15D x 30.25H</p>		
	<p>Carton Wt: 45 UPS Wt: 45 Carton: 18L x 39W x 7H Cube: 2.84</p>		
	<p>Notes: CHY and MAH Colors Compliment Napa Casegoods</p>		

	<p>★ MRG12R Merge Rectangular Cocktail Table in solid wood and wood veneers.</p>	<p>Fabric</p> <p>-ESP Espresso -BK Black -CHY Cherry -MAH Mahogany</p>	<p>List Price</p> <p>485.00</p>
	<p>Overall Size: 42.25W x 24D x 19H</p>		
	<p>Carton Wt: 48 UPS Wt: 48 Carton: 45L x 27W x 6H Cube: 4.22</p>		
	<p>Notes: CHY and MAH Colors Compliment Napa Casegoods</p>		

INSPIRED by Bassett® Traditional Seating

	<p>★ BP-CHTX-EC9 Thick Padded Bonded Leather Seat and Back with Steel Reinforced Wood Base and Dual Wheel Carpet Casters</p>	<p>Fabric</p> <p>-EC9 Mocha with Wood Finish Base</p>	<p>Updated List Price</p> <p>525.00</p>
	<p>Overall Size: 28W x 28D x 47H Seat: 23W x 19.5D x 4.5T Back: 22W x 27.5H x 5T Seat Range: 18.5 -21.5 Arms to Floor: 26.5 Carton Wt: 67 UPS Wt: 67 COM: N/A Carton: 34L x 27W x 14H Cube: 7.44 Options: N/A Features: 1, 4, 5, 8, 9 Control: Locking Tilt Notes:</p>		

	<p>★ BP-DXTX-EC3 Thick Padded Bonded Leather Seat and Back with Steel Reinforced Wood Base and Dual Wheel Carpet Casters</p>	<p>Fabric</p> <p>-EC3 Black with Wood Finish Base</p>	<p>Updated List Price</p> <p>525.00</p>
	<p>Overall Size: 28W x 28D x 47H Seat: 22.5W x 19.5D x 3.5T Back: 22.75W x 28H x 4T Seat Range: 17.25 -20.25 Arms to Floor: 27 Carton Wt: 64 UPS Wt: 77 COM: N/A Carton: 36L x 29W x 15H Cube: 9.06 Options: N/A Features: 1, 4, 5, 8, 9 Control: Locking Tilt Notes:</p>		

	<p>BP-MGTC Thick Padded Bonded Leather Seat and Back with Steel Reinforced Wood Base and Dual Wheel Carpet Casters</p>	<p>Fabric</p> <p>-EC1 Espresso -EC19 Crimson -EC28 Cream with Wood Finish Base</p>	<p>Updated List Price</p> <p>450.00</p>
	<p>Overall Size: 25W x 27D x 44.5H Seat: 20W x 17.25D x 3T Back: 19.5W x 19.25H x 3T Seat Range: 18.5 -21.25 Arms to Floor: 24.5 Weight: 47 UPS Weight: 61 COM: N/A Carton: 29L x 27W x 16H Cube: 7.25 Options: N/A Features: 1, 4, 5, 8, 9 Control: Locking Tilt Notes:</p>		

★ NJ In Stock



★ **BP-BUCEX** Thick Padded Bonded Leather Seat and Back with Steel Reinforced Wood Base and Dual Wheel Carpet Casters

Overall Size: 26.75W x 28.5D x 44-46.75H

Seat: 21.5W x 20D x 4.75T Back: 20W x 25H x 5T Seat Range: 21-23.5

Arms to Floor: 28.25 Weight: 67 UPS Weight: 78 COM: N/A

Carton: 33L x 27W x 18H Cube: 7.7 Options: N/A

Features: 1, 4, 5, 8, 9 Control: Knee Tilt

Notes:

NEW

Fabric	List Price
-EC1 Espresso -EC3 Black with Wood Finish Base	695.00



★ **BP-VANEX** Thick Padded Bonded Leather Seat and Flexible Back with Steel Reinforced Wood Base and Dual Wheel Carpet Casters

Overall Size: 26W x 26.75D x 44.75-47H

Seat: 21.5W x 19.5D x 4.25T Back: 21.25W x 25H x 4T Seat Range: 19-22

Arms to Floor: 28 Weight: 64 UPS Weight: 68 COM: N/A

Carton: 32L x 16W x 27H Cube: 8.0 Options: N/A

Features: 1, 4, 5, 8, 9 Control: Knee Tilt

Notes:

NEW

Fabric	List Price
-EC1 Espresso -EC3 Black with Wood Finish Base	595.00



★ **TEX220** Deluxe High Back Traditional Executive Chair

Overall Size: 29W x 30D x 46H

Seat: 18.75W x 19.5D x 4T Back: 19.25W x 24H x 4T Seat Range: 21.25 -24

Arms to Floor: 26.75 Carton Wt: 61 UPS Wt: 84 COM: N/A

Carton: 29L x 27W x 22H Cube: 9.96 Options: N/A

Features: 1, 4, 5, 8, 9 Control: Locking Tilt

Notes:

Fabric	List Price
-JT4 Jamestown Vinyl w/Mahogany Finish Base	625.00



★ *NJ In Stock*



★ **TEX228** Deluxe High Back Traditional Executive Chair

Overall Size: 27.5W x 32D x 49.5H
 Seat: 18.5W x 20D x 4T Back: 20.5W x 27.25H x 4.5T Seat Range: 20.5 -23
 Arms to Floor: 25.25 Carton Wt: 66 UPS Wt: 90 COM: N/A
 Carton: 30L x 28W x 22H Cube: 10.69 Options: N/A
 Features: 1, 4, 5, 8, 9 Control: Locking Tilt
 Notes: ★ -3 and -JT4 available in NJ

Fabric	List Price
-JT4 Jamestown Vinyl w/Mahogany Finish Base	625.00



★ **TEX232** Traditional Executive Chair with Padded Arms

Overall Size: 28.5W x 26.5D x 51.75H
 Seat: 24W x 19D x 4.5T Back: 21.75W x 28H x 4T Seat Range: 20 -24.75
 Arms to Floor: 29.25 Carton Wt: 54 UPS Wt: 71 COM: N/A
 Carton: 35L x 26W x 16H Cube: 8.42 Options: N/A
 Features: 1, 4, 5, 8, 9 Control: Locking Tilt
 Notes: ★ -3 and -JT4 available in NJ

Fabric	List Price
-JT4 Jamestown Vinyl w/Mahogany Finish Frame	500.00



★ **TEX234** Traditional Queen Ann Style Chair

Overall Size: 28.5W x 33D x 39H
 Seat: 18.75W x 19D x 4T Back: 19.25W x 23.25H x 4T Seat Range: 17.5 Fixed
 Arms to Floor: 23.24 Carton Wt: 50 UPS Wt: 79 COM: N/A
 Carton: 30L x 27W x 20H Cube: 9.37 Options: N/A
 Features: N/A Control: N/A
 Notes:

Fabric	List Price
-JT4 Jamestown Vinyl w/Mahogany Finish Legs	575.00



★ **TV230-JT4** Traditional Guest Chair with Wrap Around Back and Mahogany Finish Frame

Overall Size: 24.5W x 24.5D x 30H
 Seat: 24.25W x 20.25D x 4T Back: 23W x 6.75H x 3.5T Seat Range: 18.5 Fixed
 Arms to Floor: 24.5 Carton Wt: 25 UPS Wt: 32 COM: N/A
 Carton: 28L x 26W x 9H Cube: 3.79 Options: N/A
 Features: N/A Control: N/A
 Notes: ★ TV230-3 Black Vinyl available in NJ only

Fabric	List Price
-JT4 Jamestown Vinyl w/Mahogany Finish Frame	200.00
-3 Black Vinyl w/Mahogany Finish Frame	



★ **TV231-JT4** Traditional Guest Chair with Wrap Around Back, Casters and Mahogany Finish Frame

Overall Size: 24.5W x 24.5D x 30H
 Seat: 24.25W x 20.25D x 4T Back: 23W x 6.75H x 3.5T Seat Range: 18.5 Fixed
 Arms to Floor: 24.5 Carton Wt: 25 UPS Wt: 32 COM: N/A
 Carton: 28L x 26W x 9H Cube: 3.79 Options: N/A
 Features: N/A Control: N/A
 Notes: ★ TV231-3 Black Vinyl available in NJ only

Fabric	List Price
-JT4 Jamestown Vinyl w/Mahogany Finish Frame	210.00
-3 Black Vinyl w/Mahogany Finish Frame	



★ **TV233** Traditional Guest Chair with Padded Arms and Mahogany Finish Frame

Overall Size: 27W x 24.5D x 34H
 Seat: 22.5W x 17.5D x 3.5T Back: 22W x 17H x 3.5T Seat Range: 18.5 Fixed
 Arms to Floor: 25 Carton Wt: 27 UPS Wt: 45 COM: N/A
 Carton: 35L x 24W x 11H Cube: 5.35 Options: N/A
 Features: N/A Control: N/A
 Notes: ★ -3 and -JT4 available in NJ only

Fabric	List Price
-JT4 Jamestown Vinyl w/Mahogany Finish Frame	315.00

★ NJ In Stock

● GA In Stock

★ **TSX1121** Queen Ann Traditional Jamestown Vinyl Chair with Mahogany Finish Legs



Overall Size: 29.75W x 27.25D x 32.25H
Seat: 19W x 20.25D **Back:** 19W x 17H **Seat Range:** 20 Fixed
Arms to Floor: 27.5 **Carton Wt:** 61 **UPS Wt:** No UPS **COM:** N/A
Carton: 31L x 30W x 26H **Cube:** 13.99 **Options:** N/A
Features: N/A **Control:** N/A
Notes: NON-UPSABLE

Fabric	List Price
-JT4 Jamestown Vinyl w/Mahogany Finish Legs	695.00

★ **TSX1122** Queen Ann Traditional Jamestown Vinyl Loveseat with Mahogany Finish Legs



Overall Size: 48.5W x 27.25D x 33H
Seat: 28.5W x 20D **Back:** 38.5W x 18H **Seat Range:** 20 Fixed
Arms to Floor: 27.5 **Carton Wt:** 78 **UPS Wt:** No UPS **COM:** N/A
Carton: 51L x 30W x 26H **Cube:** 23.02 **Options:** N/A
Features: N/A **Control:** N/A
Notes: NON-UPSABLE

Fabric	List Price
-JT4 Jamestown Vinyl with Mahogany Finish Frame	895.00

★ **TSX1123** Queen Ann Traditional Jamestown Vinyl Sofa with Mahogany Finish Legs



Overall Size: 65.5W x 27.25D x 34H
Seat: 54.5W x 20.25D **Back:** 54.5W x 19H **Seat Range:** 20 Fixed
Arms to Floor: 27.5 **Carton Wt:** 105 **UPS Wt:** No UPS **COM:** N/A
Carton: 67L x 31W x 27H **Cube:** 32.45 **Options:** N/A
Features: N/A **Control:** N/A
Notes: NON-UPSABLE

Fabric	List Price
-JT4 Jamestown Vinyl with Mahogany Finish Frame	1200.00

TBB4020 Mahogany Finish Queen Ann Traditional Coffee Table



Overall Size: 40W x 20D x 16H
Carton Wt: 28 **UPS Wt:** 28
Carton: 41L x 21W x 5H **Cube:** 2.49

Notes:

Finish	List Price
Mahogany	450.00

TBB2020 Mahogany Finish Queen Ann Traditional End Table



Overall Size: 20W x 20D x 20H
Carton Wt: 17 **UPS Wt:** 17
Carton: 21L x 21W x 4H **Cube:** 1.02

Notes:

Finish	List Price
Mahogany	315.00

Drafting Chairs

ST215 Backless Stool with Nylon Base and Dual Wheel Carpet Casters



Overall Size: 26W x 26D x 26.5H
Seat: 13.5W x 13.5D x 2.75T **Back:** N/A **Seat Range:** 17.25 - 24.5
Arms to Floor: N/A **Carton Wt:** 17 **UPS Wt:** 21 **COM:** N/A
Carton: 23L x 23W x 8H **Cube:** 2.45 **Options:** CG50, SW70
Features: 1, 4 **Control:** Pneumatic Height
Notes:

Has achieved GREENGUARD Certification

Fabric	List Price
Black Vinyl	110.00

★ NJ In Stock



ST217 Backless Stool with Dual Wheel Carpet Casters, Nylon Base and Adjustable Foot Ring

Overall Size: 26W x 26D x 33H

Seat: 13.5W x 13.5D x 2.75T Back: N/A Seat Range: 23 - 33

Arms to Floor: N/A Carton Wt: 23 UPS Wt: 28 COM: N/A

Carton: 25L x 25W x 9H Cube: 3.26 Options: CG50, SW70

Features: 1, 4 Control: Pneumatic Height

Notes:

Has achieved GREENGUARD Certification

Fabric	List Price
Black Vinyl	165.00



ST203 Backless Stool with Saddle Seat, Dual Wheel Carpet Casters, Nylon Base and Seat Angle Adjustment

Overall Size: 22.5W x 22.5D x 24H

Seat: 18W x 16D x 2T Back: N/A Seat Range: 19 - 24

Arms to Floor: N/A Carton Wt: 19 UPS Wt: 23 COM: N/A

Carton: 24L x 24W x 8H Cube: 2.67 Options: CG50, SW70

Features: 1, 4, 5, 9 Control: Pneumatic Height w/Adjustable Seat Angle

Notes:

Has achieved GREENGUARD Certification

Fabric	List Price
Black Vinyl	250.00
Dillon	270.00



ST205 Backless Stool with Saddle Seat, Dual Wheel Carpet Casters, Nylon Base, Adjustable Foot Ring and Seat Angle Adjustment

Overall Size: 22.5W x 25.5D x 35.25H

Seat: 18W x 16D x 2T Back: N/A Seat Range: 25 - 35

Arms to Floor: N/A Carton Wt: 26 UPS Wt: 31 COM: N/A

Carton: 24L x 24W x 11H Cube: 3.67 Options: CG50, SW70

Features: 1, 4, 5, 9 Control: Pneumatic Height w/Adjustable Seat Angle

Notes:

Has achieved GREENGUARD Certification


Fabric	List Price
Black Vinyl	295.00
Dillon	315.00

Dillon (antimicrobial)

Attractive antimicrobial PVC free polyurethane available in 8 eye-catching finishes, and is engineered to meet 200,000 double rubs and CAL117 flammability requirements.



-R100 | Lipstick



-R101 | Snow



-R102 | Java



-R103 | Stratus



-R104 | Buff



-R105 | Blue




-R106 | Sage



-R107 | Black

★ NJ In Stock


◆ ★ **ST235V-3** Chrome Finish Stool with Vinyl Seat and Back and Dual Wheel Carpet Casters



Overall Size: 23W x 24D x 39.25H
 Seat: 16W x 16D x 4T Back: 16W x 10H x 3T Seat Range: 19.5 - 25
 Arms to Floor: N/A Carton Wt: 22 UPS Wt: 25 COM: N/A
 Carton: 23L x 22W x 10H Cube: 2.93 Options: CG50, SW70
 Features: 1, 4 Control: Pneumatic Height
 Notes: **REPLACES** ST245V

Fabric	List Price
Black Vinyl	215.00
Dillon	235.00
200 lbs.	


◆ ★ **ST428V-3** Chrome Finish Backless Stool with Vinyl Seat and Dual Wheel Carpet Casters



Overall Size: 23W x 23D x 26.5H
 Seat: 16W x 16D x 4T Back: N/A Seat Range: 19.5 - 25
 Arms to Floor: N/A Carton Wt: 18 UPS Wt: 21 COM: N/A
 Carton: 24L x 22W x 8H Cube: 2.44 Options: CG50, SW70
 Features: 1, 4 Control: Pneumatic Height
 Notes: **REPLACES** ST418V

Fabric	List Price
Black Vinyl	170.00
Dillon	190.00
200 lbs.	


◆ ★ **DC420V-3** Chrome Finish Ergonomic Drafting Chair with Teardrop Footrest, Casters and Glides Included



Overall Size: 18W x 24.5D x 50H
 Seat: 18W x 18D x 3T Back: 15W x 12H x 1.5T Seat Range: 26 - 36
 Arms to Floor: N/A Carton Wt: 31 UPS Wt: 31 COM: N/A
 Carton: 24L x 24W x 11H Cube: 3.66 Options: CG50, SW70
 Features: 1, 4 Control: Pneumatic Height
 Notes: Teardrop Footrest is not Adjustable

Fabric	List Price
Black Vinyl	310.00
200 lbs.	


DC430 Ergonomic Molded Foam Seat and Back Drafting Chair with Chrome Teardrop Footrest and Dual Wheel Carpet Casters



Overall Size: 22.5W x 25D x 49.5H
 Seat: 18W x 17.25D x 3T Back: 16.5W x 11.25H x 2.5T Seat Range: 23 - 33
 Arms to Floor: N/A Carton Wt: 30 UPS Wt: 31 COM: 0.8 yds
 Carton: 24L x 24W x 11H Cube: 3.66 Options: CG50, SW70
 Features: 1, 2, 3, 4 Control: Pneumatic Height
 Notes: Teardrop Footrest is not Adjustable
 Has achieved GREENGUARD Certification

Fabric	List Price
A	220.00
B	232.00
C	250.00
R	270.00


◆ ★ **DC517** Ergonomic Molded Foam Seat and Back Drafting Chair with Adjustable Footring and Dual Wheel Carpet Casters



Overall Size: 19.5W x 23.5D x 49.5H
 Seat: 18W x 17D x 2.5T Back: 16W x 10.5H x 2T Seat Range: 23 - 33
 Arms to Floor: N/A Carton Wt: 29 UPS Wt: 34 COM: 0.8 yds
 Carton: 24L x 24W x 12H Cube: 4.0 Options: 07, CG50, SW70
 Features: 1, 2, 3, 4 Control: Pneumatic Height
 Notes: ★ -231 available in NJ only
 Has achieved GREENGUARD Certification

Fabric	List Price
A	220.00
B	232.00
C	250.00
R	270.00

◆ ★ **DC517V** Ergonomic Vinyl Drafting Chair in Molded Foam Seat and Back with Adjustable Footring and Dual Wheel Carpet Casters



Overall Size: 19.5W x 23.5D x 49.5H
 Seat: 18W x 17D x 2.5T Back: 16W x 10.5H x 2T Seat Range: 23 - 33
 Arms to Floor: N/A Carton Wt: 29 UPS Wt: 34 COM: 0.8 yds
 Carton: 24L x 24W x 12H Cube: 4.0 Options: 07, CG50, SW70
 Features: 1, 2, 3, 4 Control: Pneumatic Height
 Notes:
 Has achieved GREENGUARD Certification

Fabric	List Price
Black Vinyl	230.00
Dillon	250.00

◆ Denotes General Chair Warranty ★ NJ In Stock



DC550 Sculptured Seat and Back Drafting Chair with Adjustable Footring and Dual Wheel Carpet Casters

Overall Size: 20W x 22.5D x 52H
 Seat: 20W x 19D x 3T Back: 18W x 16.5H x 2.5T Seat Range: 24 - 34
 Arms to Floor: N/A Carton Wt: 35 UPS Wt: 35 COM: 0.8 yds
 Carton: 24L x 23W x 13H Cube: 4.15 Options: 07, CG50, SW70
 Features: 1, 2,3, 4 Control: Pneumatic Height
 Notes:
 Has achieved GREENGUARD Certification

Fabric	List Price
A	350.00
B	368.00
C	395.00
R	440.00



★ **DC630** Drafting Chair with Stool Kit and Dual Wheel Carpet Casters

Overall Size: 20W x 23.25D x 47.5H
 Seat: 18.5W x 18.25D x 3T Back: 17W x 15.5H x 3T Seat Range: 24.75 - 29.75
 Arms to Floor: N/A Carton Wt: 32 UPS Wt: 32 COM: 0.8 yds
 Carton: 24L x 24W x 10H Cube: 3.33 Options: 07, CG50, SW70
 Features: 1, 2, 3, 4 Control: Pneumatic Height
 Notes: Stool Kit add 7.5 inches of height. ★ -231 available in NJ only
 Has achieved GREENGUARD Certification

Fabric	List Price
A	285.00
B	300.00
C	322.00
R	360.00



DC640 Intermediate Height Lumbar Support Drafting Chair with Adjustable Footring and Dual Wheel Carpet Casters

Overall Size: 20W x 23D x 44.5H
 Seat: 18.5W x 18.25D x 2.5T Back: 17W x 15H x 2T Seat Range: 19.75 - 27.25
 Arms to Floor: N/A Carton Wt: 32 UPS Wt: 34 COM: 0.8 yds
 Carton: 24L x 24W x 12H Cube: 4.0 Options: 07, CG50, SW70
 Features: 1, 2, 3, 4 Control: Pneumatic Height
 Notes:
 Has achieved GREENGUARD Certification

Fabric	List Price
A	310.00
B	325.00
C	350.00
R	390.00



DC800 Contemporary Drafting Chair with Flex Back and 20 Inch Diameter Adjustable Footring and Dual Wheel Carpet Casters

Overall Size: 21.25W x 24.75D x 52H
 Seat: 19.5W x 19D x 3T Back: 17W x 16H x 2.5T Seat Range: 24 - 34
 Arms to Floor: N/A Carton Wt: 36 UPS Wt: 40 COM: 0.8 yds
 Carton: 24L x 24W x 14H Cube: 4.66 Options: 07, CG50, SW70
 Features: 1, 2, 3, 4, 12 Control: Pneumatic Height with Flex Back
 Notes:
 Has achieved GREENGUARD Certification

Fabric	List Price
A	380.00
B	400.00
C	430.00
R	475.00



★ **DC940** Deluxe Ergonomic Drafting Chair w/18.5 inch Diameter Adjustable Footring, Seat and Back Angle Adjustment and Dual Wheel Carpet Casters

Overall Size: 19W x 25D x 46H
 Seat: 18.5W x 17.75D x 3.25T Back: 17.75W x 16.75H x 2.75T Seat Range: 17 - 26.5
 Arms to Floor: N/A Carton Wt: 38 UPS Wt: 40 COM: 0.8 yds
 Carton: 24L x 24W x 14H Cube: 4.66 Options: 07, CG50, SW70
 Features: 1, 2, 4, 10 Control: Multi Task
 Notes: ★ -231 available in NJ only
 Has achieved GREENGUARD Certification

Fabric	List Price
A	400.00
B	420.00
C	450.00
R	500.00



★ **DC2990** Deluxe Mesh Back Drafting Chair with 18.5 inch Diameter Adjustable Footring, Black Icon Fabric Seat and Dual Wheel Carpet Casters

Overall Size: 26W x 23D x 50.25H
 Seat: 19W x 18.25D x 3T Back: 18W x 16.75H Seat Range: 24.25 - 33.75
 Arms to Floor: N/A Carton Wt: 31 UPS Wt: 40 COM: N/A
 Carton: 26L x 26W x 12H Cube: 4.69 Options: CG50, SW70
 Features: 1, 3, 4 Control: Pneumatic Height
 Notes:
 Has achieved GREENGUARD Certification

Fabric	List Price
Black Icon	310.00



★ **DC2990V** Deluxe Mesh Back Drafting Chair with 18.5 inch Diameter Adjustable Footring, Black Vinyl Seat and Dual Wheel Carpet Casters
Overall Size: 26W x 23D x 50.25H
Seat: 19W x 18.25D x 3T **Back:** 18W x 16.75H **Seat Range:** 24.25 - 33.75
Arms to Floor: N/A **Carton Wt:** 31 **UPS Wt:** 40 **COM:** N/A
Carton: 26L x 26W x 12H **Cube:** 4.69 **Options:** CG50, SW70
Features: 1, 3, 4 **Control:** Pneumatic Height
Notes:
 Has achieved GREENGUARD Certification

Fabric	List Price
Black Vinyl Seat	310.00
Dillon	320.00



DC51000N Deluxe Woven Mesh Back Armless Drafting Chair in Fabric Seat w/Adjustable Footring & Dual Wheel Carpet Casters
Overall Size: 19.5W x 22D x 40.5 - 47.75H
Seat: 18.5W x 24D x 2.25T **Back:** 18W x 19.75H **Seat Range:** 21 - 28.25
Arms to Floor: N/A **Carton Wt:** 31 **UPS Wt:** 43 **COM:** 0.5 yds
Carton: 27L x 13W x 25H **Cube:** 5.07 **Options:** CG50, SW70
Features: 1, 4 **Control:** Pneumatic Height
Notes: ● -231 available in GA.

Fabric	List Price
-231 Icon Black	335.00
A	350.00
B	370.00
C	395.00
R	440.00



DC51000NV Deluxe Woven Mesh Back Armless Drafting Chair in Vinyl Seat w/Adjustable Footring & Dual Wheel Carpet Casters
Overall Size: 19.5W x 22D x 40.5 - 47.75H
Seat: 18.5W x 24D x 2.25T **Back:** 18W x 19.75H **Seat Range:** 21 - 28.25
Arms to Floor: N/A **Carton Wt:** 31 **UPS Wt:** 43 **COM:** 0.5 yds
Carton: 27L x 13W x 25H **Cube:** 5.07 **Options:** CG50, SW70
Features: 1, 4 **Control:** Pneumatic Height
Notes:

Fabric	List Price
-3 Black Vinyl	335.00



★ **DCY69006** Mesh Back Drafting Chair in Black Faux Leather or Black Fabric Mesh Seat w/Adjustable Footring, Padded Flip Arms and Silver Frame
Overall Size: 24.5W x 24.25D x 43.25 - 50.25H
Seat: 20.75W x 19.75D x 4.75T **Back:** 19W x 20.75H x 2.25T **Seat Range:** 22.5- 29.5
Arms to Floor: 30.5 **Carton Wt:** 40 **UPS Wt:** 43 **COM:** 0.5 yds
Carton: 27L x 13W x 25H **Cube:** 5.07 **Options:** CG50, SW70
Features: 1, 4 **Control:** Pneumatic Height
Notes: Intermediate Travel

Fabric	List Price
-3M Black Mesh -U6 Black Faux Leather	375.00
A	395.00
B	415.00
C	438.00
R	475.00

NEW



★ **DC6900WH** Mesh Back Drafting Chair in Black Faux Leather or Black Fabric Mesh Seat w/Adjustable Footring, Padded Flip Arms and White Frame
Overall Size: 24.5W x 24.25D x 43.25 - 50.25H
Seat: 20.75W x 19.75D x 4.75T **Back:** 19W x 20.75H x 2.25T **Seat Range:** 22.5- 29.5
Arms to Floor: 30.5 **Carton Wt:** 40 **UPS Wt:** 43 **COM:** 0.5 yds
Carton: 27L x 13W x 25H **Cube:** 5.07 **Options:** CG50, SW70
Features: 1, 4 **Control:** Pneumatic Height
Notes: Intermediate Travel

Fabric	List Price
-3M Black Mesh -U6 Black Faux Leather	425.00
A	450.00
B	475.00
C	500.00
R	550.00

NEW

Visitor's Chairs



EX31 Visitor's Chair with Molded Foam Seat and Back, Designer Plastic Shell Back, Black Steel Frame and Legs without Arms
Overall Size: 23W x 25D x 32H
Seat: 19W x 19.5D x 3.5T **Back:** 19W x 14.5H x 3.5T **Seat Range:** 18.5 Fixed
Arms to Floor: N/A **Carton Wt:** 22 **UPS Wt:** 31 **COM:** 0.8 yds
Carton: 32L x 22W x 9H **Cube:** 3.67 **Options:** N/A
Features: N/A **Control:** N/A
Notes: Non Stacking
 Has achieved GREENGUARD Certification

Fabric	List Price
A	180.00
B	190.00
C	205.00
R	228.00



★ **EX35** Visitor's Chair with Molded Foam Seat and Back, Designer Plastic Shell Back, Black Steel Frame and Legs with Arms

Overall Size: 23W x 25D x 32H
Seat: 19W x 19.5D x 3.5T **Back:** 19W x 14.5H x 3.5T **Seat Range:** 18.5 Fixed
Arms to Floor: 25.25 **Carton Wt:** 25 **UPS Wt:** 31 **COM:** 0.8 yds
Carton: 32L x 22W x 9H **Cube:** 3.67 **Options:** N/A
Features: N/A **Control:** N/A

Notes: Non Stacking. ★ -231 available in NJ only
 Has achieved **GREENGUARD Certification**

Fabric	List Price
A	210.00
B	220.00
C	235.00
R	260.00



V3460 Deluxe Sled Base Arm Chair with Plastic Shell Back and Black Steel Frame

Overall Size: 24.5W x 24.25D x 33H
Seat: 19W x 20D x 2T **Back:** 18W x 15.5H x 2T **Seat Range:** 18.5 Fixed
Arms to Floor: 26 **Carton Wt:** 23 **UPS Wt:** 42 **COM:** 0.8 yds
Carton: 34L x 23W x 11H **Cube:** 4.98 **Options:** N/A
Features: N/A **Control:** N/A

Notes: Matches STC3410 and STC3440 Stack Chairs.
 Non Stacking Has achieved **GREENGUARD Certification**

Fabric	List Price
A	220.00
B	230.00
C	248.00
R	275.00



★ **V4410** Deluxe Sled Base Arm Chair with Molded Foam Seat and Back, Designer Plastic Shell Back and Black Steel Frame

Overall Size: 23W x 24D x 32H
Seat: 19W x 18D x 3.5T **Back:** 18.5W x 14.5H x 2.5T **Seat Range:** 18.5 Fixed
Arms to Floor: 24.5 **Carton Wt:** 27 **UPS Wt:** 35 **COM:** 0.8 yds
Carton: 32L x 22W x 10H **Cube:** 4.07 **Options:** N/A
Features: N/A **Control:** N/A

Notes: Non Stacking ★ -103 and -231 available in NJ only
 Has achieved **GREENGUARD Certification**

Fabric	List Price
A	210.00
B	220.00
C	235.00
R	260.00



★ **V4420** Deluxe Sled Base Chair with Molded Foam Seat and Back, Designer Plastic Shell Back and Black Steel Frame

Overall Size: 23W x 24D x 32H
Seat: 19W x 19.5D x 3.5T **Back:** 18.5W x 14.5H x 2.5T **Seat Range:** 18.5 Fixed
Arms to Floor: N/A **Carton Wt:** 25 **UPS Wt:** 35 **COM:** 0.8 yds
Carton: 32L x 22W x 10H **Cube:** 4.07 **Options:** N/A
Features: N/A **Control:** N/A

Notes: Non Stacking ★ -231 available in NJ only
 Has achieved **GREENGUARD Certification**

Fabric	List Price
A	180.00
B	190.00
C	205.00
R	228.00



STC2020A2 Armless Stacking Chair with Black Mesh Screen Back, Mesh Seat and Black Frame. 2-Pack.

Overall Size: 21W x 24D x 31H
Seat: 19W x 16.5D x 1.5T **Back:** 18.5W x 12H **Seat Range:** 18.5 Fixed
Arms to Floor: N/A **Carton Wt:** 28 **UPS Wt:** 97 **COM:** N/A
Carton: 36W x 25D x 22H **Cube:** 11.45 **Options:** N/A
Features: N/A **Control:** N/A

Notes: Pricing Reflects 2-Pack

Fabric	List Price
Black Mesh	206.00 2-Pack

200 lbs.



STC2020A4 Armless Stacking Chair with Black Mesh Screen Back, Mesh Seat and Black Frame. 4-Pack.

Overall Size: 21W x 24D x 31H
Seat: 19W x 16.5D x 1.5T **Back:** 18.5W x 12H **Seat Range:** 18.5 Fixed
Arms to Floor: N/A **Carton Wt:** 59 **UPS Wt:** 126 **COM:** N/A
Carton: 45L x 25W x 24H **Cube:** 15.63 **Options:** N/A
Features: N/A **Control:** N/A

Notes: Pricing Reflects 4-Pack

Fabric	List Price
Black Mesh	370.00 4-Pack

200 lbs.

◆ Denotes General Chair Warranty ★ NJ In Stock



STC18A4 4-Pack Steel Stacking Chair. Assembled.

Overall Size: 21.5W x 21.5D x 33.25H
 Seat: 16.5W x 14.5D Back: 16.25W x 17H Seat Range: 17.5 Fixed
 Arms to Floor: 25 Carton Wt: 61 UPS Wt: 126 COM: N/A
 Carton: 45L x 25W x 23H Cube: 14.97 Options: N/A
 Features: N/A Control: N/A
 Notes: Pricing Reflects 4-Pack

Fabric	List Price
-2 Grey	400.00
-3 Black	4-Pack
-11 White	

NEW



STC18A2 2-Pack Steel Stacking Chair. Assembled.

Overall Size: 21.5W x 21.5D x 33.25H
 Seat: 16.5W x 14.5D Back: 16.25W x 17H Seat Range: 17.5 Fixed
 Arms to Floor: 25 Carton Wt: 36 UPS Wt: 107 COM: N/A
 Carton: 38L x 25W x 23H Cube: 12.64 Options: N/A
 Features: N/A Control: N/A
 Notes: Pricing Reflects 2-Pack

Fabric	List Price
-2 Grey	230.00
-3 Black	2-Pack
-11 White	

NEW



★ **STC3030C30 30 Pack Plastic Seat and Back Stack Chair with Chrome Frame. Assembled with Dolly.**

Overall Size: 21W x 23D x 31H
 Seat: 18W x 18.5D Back: 21.25W x 12.5H Seat Range: 17.5 Fixed
 Arms to Floor: N/A Carton Wt: 380 UPS Wt: No UPS COM: N/A
 Carton: Ships on Dolly Cube: 44.53 Options: N/A
 Features: N/A Control: N/A
 Notes: Pricing Reflects 30 Pack with Dolly
 Has achieved GREENGUARD Certification

Fabric	List Price
-2 Grey	3600.00
-3 Black	30 Pack with Dolly
-4 Burgundy	
-7 Blue	



★ **STC3030 4-Pack Plastic Seat and Back Stack Chair with Chrome Frame. Assembled.**

Overall Size: 21.5W x 23D x 31H
 Seat: 18W x 18.5D Back: 21.25W x 12.5H Seat Range: 17.5 Fixed
 Arms to Floor: N/A Carton Wt: 53 UPS Wt: No UPS COM: N/A
 Carton: 36L x 26W x 25H Cube: 13.54 Options: N/A
 Features: N/A Control: N/A
 Notes: Pricing Reflects 4-Pack See Page 180-181 for Dolly
 Has achieved GREENGUARD Certification

Fabric	List Price
-2 Grey	528.00
-3 Black	4-Pack
-4 Burgundy	
-7 Blue	



★ **STC3230 2-Pack Plastic Seat and Back Stack Chair with Chrome Frame. Assembled.**

Overall Size: 21.5W x 23D x 31H
 Seat: 18W x 18.5D Back: 21.25W x 12.5H Seat Range: 17.5 Fixed
 Arms to Floor: N/A Carton Wt: 33 UPS Wt: 93 COM: N/A
 Carton: 33L x 25W x 23H Cube: 10.98 Options: N/A
 Features: N/A Control: N/A
 Notes: Pricing Reflects 2-Pack. See Page 180-181 for Dolly
 Has achieved GREENGUARD Certification

Fabric	List Price
-2 Grey	278.00
-3 Black	2-Pack
-4 Burgundy	
-7 Blue	



★ **STC3410 Stacking Chair with Arms, Plastic Shell Back and Black Steel Frame**

Overall Size: 24.5W x 24.25D x 33H
 Seat: 19W x 20D x 2T Back: 18.5W x 15.5H x 2T Seat Range: 19 Fixed
 Arms to Floor: 26 Carton Wt: 22 UPS Wt: 39 COM: 0.8 yds
 Carton: 33L x 22W x 11H Cube: 4.62 Options: N/A
 Features: N/A Control: N/A
 Notes: Will Stack with STC3440. ★ -231 available in NJ only
 Has achieved GREENGUARD Certification

Fabric	List Price
A	200.00
B	220.00
C	235.00
R	260.00



★ NJ In Stock



★ **STC3440** Stacking Chair with Casters, Arms, Plastic Shell Back and Black Steel Frame

Overall Size: 24.5W x 24.25D x 33H
 Seat: 19W x 20D x 2T Back: 18.5W x 15.5H x 2T Seat Range: 19 Fixed
 Arms to Floor: 26 Carton Wt: 22 UPS Wt: 39 COM: 0.8 yds
 Carton: 33L x 22W x 11H Cube: 4.62 Options: N/A
 Features: N/A Control: N/A

Notes: Will Stack with STC3410. ★ -231 available in NJ only
 Has achieved **GREENGUARD Certification**



Fabric	List Price
A	220.00
B	235.00
C	248.00
R	275.00



★ **STC865** Stacking Chairs with Black Plastic Seat and Back and Chrome Frame. Available in 30 Pack w/Dolly, 4-Pack and 2-Pack.

Overall Size: 19W x 23D x 34H
 Seat: 18.25W x 18.5D Back: 18.25W x 14H Seat Range: 17.75 Fixed
 Arms to Floor: N/A Carton Wt: 330/50/27 UPS Wt: 98 2-Pack Only
 2-Pack Carton: 35L x 25W x 23H 4-Pack Carton: 38L x 29W x 23H
 30 Pack Carton: Ships on Dolly Cube: 46.83/14.67/11.65

Notes: 30 and 4-Packs are NON-UPSable. Pricing Reflects in Packs.
 See Page 180-181 for Dolly Has achieved **GREENGUARD Certification**

Fabric	List Price
STC865C30 30 Pack w/Dolly	3600.00
STC865C4 4-Pack	528.00
STC865C2 2-Pack	288.00
-3 Black	



★ **STC8300** Straight Leg Stacking Chair with Black Plastic Seat and Back and Chrome Frame. Available in 28-Pack w/Dolly, 4-Pack and 2-Pack.

Overall Size: 19W x 19.5D x 31.5H
 Seat: 16W x 17D Back: 16.25W x 13.5H Seat Range: 17.5 Fixed
 Arms to Floor: N/A Carton Wt: 259/39/22 UPS Wt: 98 2-Pack Only
 2-Pack Carton: 35L x 25W x 23H 4-Pack Carton: 38L x 29W x 23H
 28-Pack Carton: Ships on Dolly Cube: 43.06/14.67/11.65

Notes: 28 and 4-Packs are NON-UPSable. Pricing Reflects in Packs.
 See Page 180-181 for Dolly Has achieved **GREENGUARD Certification**

Fabric	List Price
STC8300C28 28-Pack w/Dolly	2744.00
STC8300C4 4-Pack	440.00
STC8300C2 2-Pack	245.00
-3 Black	



★ **STC8302** Sled Base Stacking Chair with Black Plastic Seat and Back and Chrome Frame. Available in 28-Pack w/Dolly, 4-Pack and 2-Pack.

Overall Size: 19W x 19.5D x 31.5H
 Seat: 16W x 17D Back: 16.25W x 13.5H Seat Range: 17.5 Fixed
 Arms to Floor: N/A Carton Wt: 296/43/24 UPS Wt: 98 2-Pack Only
 2-Pack Carton: 35L x 25W x 23H 4-Pack Carton: 38L x 29W x 23H
 28-Pack Carton: Ships on Dolly Cube: 46.44/14.67/11.65

Notes: 28 and 4-Packs are NON-UPSable. Pricing Reflects in Packs.
 See Page 180-181 for Dolly Has achieved **GREENGUARD Certification**

Fabric	List Price
STC8302C28 28-Pack w/Dolly	2744.00
STC8302C4 4-Pack	440.00
STC8302C2 2-Pack	245.00
-3 Black	



★ **DC8309C** Tall Stacking and Ganging Chair with Plastic Seat and Back and Chrome Frame. Available in 2-Pack, 4-Pack and 25-Pack w/Dolly.

Overall Size: 19.75W x 22D x 44H
 Seat: 16W x 17D Back: 19W x 13.75H Seat Range: 29.5 Fixed
 Arms to Floor: N/A
 2-Pack Carton: 29L x 22W x 47H Cube: 17.35 Carton Wt: 38 UPS Wt: NonUPS
 4-Pack Carton: 32L x 22W x 51H Cube: 20.77 Carton Wt: 69 UPS Wt: NonUPS
 25-Pack Carton: 45L x 21W x 92H Cube: 50.31 Carton Wt: 396 UPS Wt: LTL
 Pricing Reflects in Packs. See Page 180-181 for Dolly.

Fabric	List Price
DC8309C25 25-Pack with Dolly	4250.00
DC8309C4 4-Pack	740.00
DC8309C2 2-Pack	400.00
-3 Black	



★ **DC8658C** Tall Stacking Chair with Plastic Seat and Back and Chrome Frame. Available in 2-Pack and 4-Pack.

Overall Size: 22W x 25D x 45.75H
 Seat: 18W x 18.5D Back: 19W x 13.75H Seat Range: 29 Fixed
 Arms to Floor: N/A
 2-Pack Carton: 26L x 23W x 35H Cube: 14.27 Carton Wt: 40 UPS Wt: NonUPS
 4-Pack Carton: 32L x 23W x 37H Cube: 17.62 Carton Wt: 74 UPS Wt: NonUPS
 Notes: Pricing Reflects in Packs. See Page 180-181 for Dolly.

Fabric	List Price
DC8658C4 4-Pack	752.00
DC8658C2 2-Pack	410.00
-3 Black	

★ NJ In Stock



STC866 Sled Base Stacking Chair with Chrome Frame Available in 3 Colors of Plastic Seat and Back. Available in 30 Pack w/Dolly, 4-Pack and 2-Pack.

Overall Size: 19W x 22D x 33.5H
 Seat: 18.25W x 18D Back: 19W x 16.25H Seat Range: 17.75 Fixed
 Arms to Floor: N/A Carton Wt: 343/49/27 UPS Wt: 98 2-Pack Only
 2-Pack Carton: 35L x 25W x 23H 4-Pack Carton: 38L x 29W x 23H
 30 Pack Carton: Ships on Dolly Cube: 43.98/14.67/11.65

Notes: 30 and 4-Packs are NON-UPSable. Pricing Reflects in Packs.
 See Page 180-181 for Dolly *Has achieved GREENGUARD Certification*

Fabric	List Price
STC866C30 30 Pack w/Dolly	3600.00
STC866C4 4-Pack	528.00
STC866C2 2-Pack	280.00
-3 Black	
-4 Burgundy	
-7 Blue	

Rental Chairs

★ **RC88** Plastic Chair (10, 4 and 2-Pack)



Overall Size: 17.75W x 17D x 31.5H Pack: 10, 4, 2pc
 Leg Tube: 0.75" x 1.2mm Table Top: N/A
 Carton: 39L x 11W x 19H (10 pc) UPS Wt: 71 Cube: 4.7 Carton Wt: 71
 Carton: 39L x 6W x 18H (4 pc) UPS Wt: 29 Cube: 2.4 Carton Wt: 29
 Carton: 39L x 4W x 18H (2 pc) UPS Wt: 15 Cube: 1.6 Carton Wt: 15
 Notes: See Caddies on Page 180-181. Stacks on TC8815 Dolly in 10-Pack.
Designed for the rental market.

250 lbs. NEW

Shipping	List Price
RC883A10 Black	375.00
RC8811A10 White	10 Pack
RC883A4 Black	175.00
RC8811A4 White	4-Pack
RC883A2 Black	90.00
RC8811A2 White	2-Pack

★ **TC8815** Stacking Dolly for RC88 and WC7287 Chairs with Locking Casters



Overall Size: 37.5W x 19D x 35H
 Carton Wt: 29 Cube: 2.54 Pack: 1pc
 Carton: 40L x 22W x 5H UPS Wt: 29
 Notes: Holds up to 15 Folded RC88 Chairs and 10 WC7287 Chairs.

NEW

Shipping	List Price
UPSable	200.00

★ **STX8310AC14/STX8310AC4/STX8310AC2** X-Back Guest Stackable Chair in Aluminum Frame with Plastic Seat and Back.



Overall Size: 17W x 20D x 34.25H Pack: 14, 4, 2 pcs
 Seat: 17W x 17D Back: 20W x 17H Seat Range: 18 Fixed
 Carton: L x W x H Ships on Dolly (14 pcs) Cube: Carton Wt:
 Carton: 26L x 21W x 50H (4 pcs) UPS Wt: 133 Cube: 15.79 Carton Wt: 40
 Carton: 23L x 21W x 41H (2 pcs) UPS Wt: 97 Cube: 11.46 Carton Wt: 23
 Notes: **Designed for the rental market.**

NEW

Aluminum Frame	List Price
-1 Brown	1820.00
-3 Black	568.00
-11 White	4-Pack
	312.00
	2-Pack

★ **WC7287** Folding Chair with Resin Frame and Padded Seat. Sold in 4-Pack.



Overall Size: 19W x 20.5D x 32H
 Seat: 15.25W x 14.25D x 0.5T Back: 15.75W x 4.5H Seat Range: 18 Fixed
 Arms to Floor: N/A Carton Wt: 45 UPS Wt: 45 COM: N/A
 Carton: 35L x 18W x 10H Cube: 3.6 Options: N/A
 Features: N/A Control: N/A
 Notes: Pricing Reflects 4-Pack.

NEW

Frame/Plastic	List Price
-3 Black	320.00
-11 White	4-Pack
250 lbs.	

★ **FC8423-231/FC8427-231** Armless Nesting Chair with Breathable Plastic Mesh Back and Fabric Seat in Black or Titanium Finish Frame.



Overall Size: 25W x 23.5D x 35.25H
 Seat: 17.5W x 19D x 2T Back: 19.75W x 16.5H Seat Range: 19.5 Fixed
 Arms to Floor: N/A Carton Wt: 56 UPS Wt: 79 COM: 0.75 yd.
 Carton: 26L x 26W x 24H Cube: 9.38 Options: CG50
 Features: 12 Control: N/A
 Notes: Seat Folds up for Horizontal Nesting. Sold in 2-Pack.
 Set of 2 Clips for Ganging Included.

NEW

250 lbs.



Fabric	List Price
-231 Icon Black Black (FC8423) or Titanium (FC8427) Finish Frame	450.00
A	2-Pack
B	475.00
C	500.00
R	525.00
	570.00



FC8481-231/FC8480-231 Nesting Chair with Breathable Plastic Mesh Back and Fabric Seat in Black or Titanium Finish Frame.

Overall Size: 25W x 23.5D x 35.25H
Seat: 17.5W x 19D x 2T **Back:** 19.75W x 16.5H **Seat Range:** 19.5 Fixed
Arms to Floor: 27 **Carton Wt:** 56 **UPS Wt:** 79 **COM:** 0.75 yd.
Carton: 26L x 26W x 24H **Cube:** 9.38 **Options:** CG50

Features: 12 **Control:** N/A
Notes: Seat Folds up for Horizontal Nesting. Sold in 2-Pack.
 Set of 2 Clips for Ganging Included.



250 lbs.

Fabric	List Price
-231 Icon Black Black (FC8481) or Titanium (FC8480) Finish Frame	500.00 2-Pack
A	525.00
B	555.00
C	585.00
R	625.00



FC8433-231 Armless Nesting Chair with Breathable Mesh Back and Fabric Seat in Black Finish Frame.

Overall Size: 25W x 23.5D x 35.25H
Seat: 17.5W x 19D x 2T **Back:** 19.75W x 16.5H **Seat Range:** 19.5 Fixed
Arms to Floor: N/A **Carton Wt:** 56 **UPS Wt:** 79 **COM:** 0.75 yd.
Carton: 26L x 26W x 24H **Cube:** 9.38 **Options:** CG50

Features: 12 **Control:** N/A
Notes: Seat Folds up for Horizontal Nesting. Sold in 2-Pack.
 Set of 2 Clips for Ganging Included.

NEW



250 lbs.

Fabric	List Price
-231 Icon Black Black Finish Frame	500.00 2-Pack
A	525.00
B	552.00
C	580.00
R	630.00



★ **FC8483-231** Nesting Chair with Breathable Mesh Back and Fabric Seat in Black Finish Frame.

Overall Size: 25W x 23.5D x 35.25H
Seat: 17.5W x 19D x 2T **Back:** 19.75W x 16.5H **Seat Range:** 19.5 Fixed
Arms to Floor: 27 **Carton Wt:** 56 **UPS Wt:** 79 **COM:** 0.75 yd.
Carton: 26L x 26W x 24H **Cube:** 9.38 **Options:** CG50

Features: 12 **Control:** N/A
Notes: Seat Folds up for Horizontal Nesting. Sold in 2-Pack.
 Set of 2 Clips for Ganging Included.



250 lbs.

Fabric	List Price
-231 Icon Black Black Finish Frame	550.00 2-Pack
A	575.00
B	605.00
C	635.00
R	775.00



Seat Folds Up



Set of 2 Clips for Ganging Included



Flexible Back

FC8487-231 shown with CG50 Glides

Horizontal Nesting



★ **FC8487-231** Nesting Chair with Breathable Mesh Back and Fabric Seat in Titanium Finish Frame.

Overall Size: 25W x 23.5D x 35.25H
Seat: 17.5W x 19D x 2T **Back:** 19.75W x 16.5H **Seat Range:** 19.5 Fixed
Arms to Floor: 27 **Carton Wt:** 56 **UPS Wt:** 79 **COM:** 0.75 yd.
Carton: 26L x 26W x 24H **Cube:** 9.38 **Options:** CG50

Features: 12 **Control:** N/A
Notes: Seat Folds up for Horizontal Nesting. Sold in 2-Pack.
 Set of 2 Clips for Ganging Included.



250 lbs.

Fabric	List Price
-231 Icon Black Titanium Finish Frame	550.00 2-Pack
A	575.00
B	605.00
C	635.00
R	775.00

★ NJ In Stock GREENGUARD Certified



FC8482-2 Nesting Chair with Breathable Mesh Back and Fabric Seat in Grey Finish Frame.
Overall Size: 25W x 23.5D x 35.25H
Seat: 17.5W x 19D x 2T **Back:** 19.75W x 16.5H **Seat Range:** 19.5 Fixed
Arms to Floor: 27 **Carton Wt:** 56 **UPS Wt:** 79 **COM:** 0.75 yd.
Carton: 26L x 26W x 24H **Cube:** 9.38 **Options:** CG50
Features: 12 **Control:** N/A
Notes: Seat Folds up for Horizontal Nesting. Sold in 2-Pack.
 Set of 2 Clips for Ganging Included. **250 lbs.**

Fabric	List Price
Grey Fabric Seat and Grey Finish Frame	550.00 2-Pack



FC8000NB Folding Chair with Mocha Plastic Seat and Back and Mocha Frame. Sold in 4-Pack.
Overall Size: 19W x 20.5D x 32H
Seat: 16W x 16.5D **Back:** 19W x 9.5H **Seat Range:** 17.75 Fixed
Arms to Floor: N/A **Carton Wt:** 46 **UPS Wt:** 46 **COM:** N/A
Carton: 40L x 20W x 8H **Cube:** 3.7 **Options:** N/A
Features: N/A **Control:** N/A
Notes: Pricing Reflects 4-Pack.
 See Page 180-181 for Dolly **Has achieved GREENGUARD Certification**

Frame/Plastic	Updated List Price
-1 Mocha/Mocha	280.00 4-Pack
300 lbs.	



★ **FC8000NP** Folding Chair with Black Plastic Seat and Back and Black Frame. Sold in 4-Pack.
Overall Size: 19W x 20.5D x 32H
Seat: 16W x 16.5D **Back:** 19W x 9.5H **Seat Range:** 17.75 Fixed
Arms to Floor: N/A **Carton Wt:** 46 **UPS Wt:** 46 **COM:** N/A
Carton: 40L x 20W x 8H **Cube:** 3.7 **Options:** N/A
Features: N/A **Control:** N/A
Notes: Pricing Reflects 4-Pack.
 See Page 180-181 for Dolly **Has achieved GREENGUARD Certification**

Frame/Plastic	Updated List Price
-3 Black/Black	280.00 4-Pack
300 lbs.	



FC8000NS Folding Chair with Blue Plastic Seat and Back and Silver Frame. Sold in 4-Pack.
Overall Size: 19W x 20.5D x 32H
Seat: 16W x 16.5D **Back:** 19W x 9.5H **Seat Range:** 17.75 Fixed
Arms to Floor: N/A **Carton Wt:** 46 **UPS Wt:** 46 **COM:** N/A
Carton: 40L x 20W x 8H **Cube:** 3.7 **Options:** N/A
Features: N/A **Control:** N/A
Notes: Pricing Reflects 4-Pack.
 See Page 180-181 for Dolly **Has achieved GREENGUARD Certification**

Frame/Plastic	Updated List Price
-7 Silver/Blue -2 Silver/Grey	280.00 4-Pack
300 lbs.	



FC8000NBG Folding Chair with Beige Plastic Seat and Back and Beige Frame. Sold in 4-Pack.
Overall Size: 19W x 20.5D x 32H
Seat: 16W x 16.5D **Back:** 19W x 9.5H **Seat Range:** 17.75 Fixed
Arms to Floor: N/A **Carton Wt:** 46 **UPS Wt:** 46 **COM:** N/A
Carton: 40L x 20W x 8H **Cube:** 3.7 **Options:** N/A
Features: N/A **Control:** N/A
Notes: Pricing Reflects 4-Pack.
 See Page 180-181 for Dolly **Has achieved GREENGUARD Certification**

Frame/Plastic	Updated List Price
-11 Beige/Beige	280.00 4-Pack
300 lbs.	



FC8000NW Folding Chair with Plastic Seat and Back and White Frame. Sold in 4-Pack.
Overall Size: 19W x 20.5D x 32H
Seat: 16W x 16.5D **Back:** 19W x 9.5H **Seat Range:** 17.75 Fixed
Arms to Floor: N/A **Carton Wt:** 46 **UPS Wt:** 46 **COM:** N/A
Carton: 40L x 20W x 8H **Cube:** 3.7 **Options:** N/A
Features: N/A **Control:** N/A
Notes: Pricing Reflects 4-Pack.
 See Page 180-181 for Dolly **NEW**

Frame/Plastic	List Price
-7 White/Blue -11 White/White -16 White/Mint	320.00 4-Pack
300 lbs.	



★ **FC8100NP** Folding Chair with Plastic Fan Back and Matching Fabric Seat with Black Frame. Sold in 4-Pack.
Overall Size: 19.5W x 22D x 35.5H
Seat: 16.75W x 17D x 1.75T **Back:** 18.5W x 14H **Seat Range:** 18 Fixed
Arms to Floor: N/A **Carton Wt:** 59 **UPS Wt:** 59 **COM:** N/A
Carton: 45L x 20W x 12H **Cube:** 6.25 **Options:** N/A
Features: N/A **Control:** N/A
Notes: See Page 180-181 for Dolly
Pricing Reflects 4-Pack. **Has achieved GREENGUARD Certification**

Frame/Fabric	List Price
-3 Black/Black	280.00 4-Pack
300 lbs.	



FC8100NS Folding Chair with Plastic Fan Back and Matching Fabric Seat with Silver Frame. Sold in 4-Pack.
Overall Size: 19.5W x 22D x 35.5H
Seat: 16.75W x 17D x 1.75T **Back:** 18.5W x 14H **Seat Range:** 18 Fixed
Arms to Floor: N/A **Carton Wt:** 59 **UPS Wt:** 59 **COM:** N/A
Carton: 45L x 20W x 12H **Cube:** 6.25 **Options:** N/A
Features: N/A **Control:** N/A
Notes: Pricing Reflects 4-Pack. See Page 180-181 for Dolly
Has achieved GREENGUARD Certification

Frame/Fabric	List Price
-3 Silver/Black -7 Silver/Blue	280.00 4-Pack
300 lbs.	



FC8100NBG Folding Chair with Plastic Fan Back and Matching Fabric Seat with Beige Frame. Sold in 4-Pack.
Overall Size: 19.5W x 22D x 35.5H
Seat: 16.75W x 17D x 1.75T **Back:** 18.5W x 14H **Seat Range:** 18 Fixed
Arms to Floor: N/A **Carton Wt:** 59 **UPS Wt:** 59 **COM:** N/A
Carton: 45L x 20W x 12H **Cube:** 6.25 **Options:** N/A
Features: N/A **Control:** N/A
Notes: Pricing Reflects 4-Pack. See Page 180-181 for Dolly
Has achieved GREENGUARD Certification

Frame/Fabric	List Price
-11 Beige/Beige	280.00 4-Pack
300 lbs.	



★ **FF-22124M/FF-22324M** Folding Chair with Metal Seat and Back. Sold in 4-Pack.
Overall Size: 18.5W x 20D x 29.25H
Seat: 16W x 16D **Back:** 16W x 6.5H **Seat Range:** 18 Fixed
Arms to Floor: N/A **Carton Wt:** 45 **UPS Wt:** 45 **COM:** N/A
Carton: 39L x 20W x 9H **Cube:** 4.06 **Options:** N/A
Features: N/A **Control:** N/A
Notes: Pricing Reflects 4-Pack.

Frame/Fabric	List Price
-22124M Tan -22324M Black	208.00 4-Pack
300 lbs.	



★ **FF-23124V/FF-23324V** Folding Chair with Vinyl Seat and Back. Sold in 4-Pack.
Overall Size: 18.5W x 20D x 29.25H
Seat: 16W x 16D **Back:** 16W x 6.5H **Seat Range:** 18.5 Fixed
Arms to Floor: N/A **Carton Wt:** 48 **UPS Wt:** 48 **COM:** N/A
Carton: 39L x 20W x 9H **Cube:** 4.06 **Options:** N/A
Features: N/A **Control:** N/A
Notes: Pricing Reflects 4-Pack.

Frame/Fabric	List Price
-23124V Tan -23324V Black	268.00 4-Pack
300 lbs.	



FC8105NP Folding Chair in Black Plastic Ventilated Back and Seat with Black Frame. Sold in 4-Pack.
Overall Size: 19.75W x 22.25D x 32.25H
Seat: 17.25W x 18D **Back:** 19.75W x 10.25H **Seat Range:** 17.75 Fixed
Arms to Floor: N/A **Carton Wt:** 50 **UPS Wt:** 62 **COM:** N/A
Carton: 43L x 21W x 14H **Cube:** 7.3 **Options:** N/A
Features: N/A **Control:** N/A
Notes: See Page 180-181 for Dolly
Pricing Reflects 4-Pack.

Frame/Plastic	List Price
-3 Black/Black	400.00 4-Pack
300 lbs.	

NEW

★ *NJ In Stock*



FC8105NS Folding Chair in Blue Plastic Ventilated Seat and Back with Silver Frame. Sold in 4-Pack.

Overall Size: 19.75W x 22.25D x 32.25H
 Seat: 17.25W x 18D Back: 19.75W x 10.25H Seat Range: 17.75 Fixed
 Arms to Floor: N/A Carton Wt: 50 UPS Wt: 62 COM: N/A
 Carton: 43L x 21W x 14H Cube: 7.3 Options: N/A
 Features: N/A Control: N/A
 Notes: See Page 180-181 for Dolly
 Pricing Reflects 4-Pack.

NEW

Frame/Plastic	List Price
-7 Silver/Blue	400.00 4-Pack
300 lbs.	



★ **FF-223012/FF-227012** Folding Chair with Screen Seat and Back. Sold in 2-Pack.

Overall Size: 20.25W x 22D x 34.25H
 Seat: 18.5W x 17D x 2T Back: 18W x 9.75H Seat Range: 17 Fixed
 Arms to Floor: N/A Carton Wt: 22 UPS Wt: 31 COM: N/A
 Carton: 41L x 19W x 8H Cube: 3.6 Options: N/A
 Features: N/A Control: N/A
 Notes: Sold in 2-Pack.

Fabric	List Price
223012 - Black Screen/Black Finish Frame	188.00 2-Pack
227012 - Black Screen/Titanium Finish Frame	



★ **EM20600** Screen Back Task Chair with Black Fabric Seat and Dual Wheel Carpet Casters

Overall Size: 23.75W x 22D x 37H
 Seat: 19W x 16.5D x 2.5T Back: 17.5W x 12H Seat Range: 16.25 -19
 Arms to Floor: N/A Carton Wt: 19 UPS Wt: 21 COM: N/A
 Carton: 21L x 20W x 10H Cube: 2.43 Options: CG50, SW70
 Features: 1, 4 Control: Pneumatic Height
 Notes:

Fabric	List Price
-3 Black Mesh	110.00
200 lbs.	



★ **EM20200** Screen Back Task Chair with Black Fabric Seat and Dual Wheel Carpet Casters

Overall Size: 19.25W x 22.75D x 37.5H
 Seat: 19.25W x 17D x 2.25T Back: 17.75W x 16.5H Seat Range: 16 -19.5
 Arms to Floor: N/A Carton Wt: 21 UPS Wt: 27 COM: N/A
 Carton: 23L x 22W x 11H Cube: 3.22 Options: CG50, SW70
 Features: 1, 4 Control: Pneumatic Seat Height
 Notes:


Fabric	List Price
-3 Black Mesh	145.00
200 lbs.	



★ **EM22800** Screen Back Task Chair with Black Fabric Seat and Dual Wheel Carpet Casters

Overall Size: 22W x 22D x 38.25H
 Seat: 18.25W x 18.25D x 2.75T Back: 17W x 16.5H Seat Range: 17.5 -21.25
 Arms to Floor: N/A Carton Wt: 27 UPS Wt: 27 COM: N/A
 Carton: 23L x 22W x 11H Cube: 3.22 Options: CG50, SW70
 Features: 1, 4 Control: Pneumatic Seat Height
 Notes:

Fabric	List Price
-F3 Black Fabric Seat	156.00
200 lbs.	



★ **EM22822** Screen Back Task Chair with Black Fabric Seat, "T" Arms and Dual Wheel Carpet Casters

Overall Size: 25.75W x 22.75D x 38H
 Seat: 18.75W x 18.5D x 2.25T Back: 16.75W x 18H Seat Range: 16.75 -20.5
 Arms to Floor: 24.75 Carton Wt: 27 UPS Wt: 27 COM: N/A
 Carton: 23L x 22W x 11H Cube: 3.22 Options: CG50, SW70
 Features: 1, 4, 5, 8, 9 Control: Locking Tilt
 Notes:

Fabric	List Price
-F3 Black Fabric Seat	188.00
200 lbs.	

	<p>★ EM20222 Screen Back Task Chair with Black Mesh Seat, Mesh Fabric Padded “T” Arms and Dual Wheel Carpet Casters</p> <p>Overall Size: 24.5W x 22.75D x 37.5H Seat: 19.25W x 17D x 2.25T Back: 17.75W x 16.5H Seat Range: 16 -19.5 Arms to Floor: 27 Carton Wt: 28 UPS Wt: 27 COM: N/A Carton: 23L x 22W x 11H Cube: 3.22 Options: CG50, SW70 Features: 1, 4, 5, 8, 9 Control: Locking Tilt Notes:</p>	<p>Fabric</p> <p>-3 Black Mesh Seat</p> <p>200 lbs.</p>	<p>List Price</p> <p>170.00</p>
	<p>★ EM20522 Screen Back Black Mesh Seat Manager’s Chair with Mesh Fabric Padded “T” Arms and Dual Wheel Carpet Casters</p> <p>Overall Size: 24.75W x 23.25D x 39H Seat: 20W x 17.75D x 2.5T Back: 18.5W x 23.25H Seat Range: 16 -20 Arms to Floor: 27 Carton Wt: 34 UPS Wt: 34 COM: N/A Carton: 24L x 22W x 11H Cube: 3.36 Options: CG50, SW70 Features: 1, 4, 5, 8, 9 Control: Locking Tilt Notes:</p>	<p>Fabric</p> <p>-3 Black Mesh Seat</p> <p>200 lbs.</p>	<p>List Price</p> <p>215.00</p>
	<p>★ EM20522-3U Screen Back Black Mesh and Urethane Seat Manager’s Chair with Urethane Padded “T” Arms and Dual Wheel Carpet Casters</p> <p>Overall Size: 24.75W x 23.25D x 39H Seat: 20W x 19.75D x 2.5T Back: 18.5W x 23.25H Seat Range: 16 -20 Arms to Floor: 27 Carton Wt: 34 UPS Wt: 34 COM: N/A Carton: 24L x 22W x 11H Cube: 3.36 Options: CG50, SW70 Features: 1, 4, 5, 8, 9 Control: Locking Tilt Notes:</p>	<p>Fabric</p> <p>-3U Black Mesh and Urethane Seat</p> <p>200 lbs.</p>	<p>List Price</p> <p>215.00</p>
	<p>★ EM2910/EM2910V Task Chair with Screen Back and Dual Wheel Carpet Casters</p> <p>Overall Size: 18.5W x 22.25D x 40H Seat: 18.5W x 18D x 3T Back: 17.5W x 17H Seat Range: 17.75 -23 Arms to Floor: N/A Carton Wt: 24 UPS Wt: 31 COM: N/A Carton: 24L x 24W x 11H Cube: 3.67 Options: CG50, SW70 Features: 1, 3, 4 Control: Pneumatic Height Notes: Has achieved GREENGUARD Certification</p>	<p>Fabric</p> <p>EM2910 -231 Black Icon EM2910V Black Vinyl 200 lbs.</p>	<p>List Price</p> <p>215.00</p>
	<p>★ EM35206-EC3/EM35201-EC1 Screen Back and Bonded Leather Seat Manager’s Chair with Coated Finish Base and Accents</p> <p>Overall Size: 26W x 26.25D x 42H Seat: 19.75W x 20.75D x 4T Back: 17.75W x 21.75H Seat Range: 17.25-21 Arms to Floor: 28.5 Carton Wt: 33 UPS Wt: 44 COM: N/A Carton: 28L x 27W x 12H Cube: 5.25 Options: CG50, SW70 Features: 1, 4, 5, 8, 9 Control: Locking Tilt Notes:</p>	<p>Fabric</p> <p>EM35206-EC3 Silver/Black EM35201-EC1 Cocoa/ Espresso</p>	<p>List Price</p> <p>312.00</p>
	<p>★ 69906-2/69906-3 Mesh Seat and Back Manager’s Chair with Flip Arms, Heavy Duty Base with Silver Accents, and Dual Wheel Carpet Casters</p> <p>Overall Size: 24.5W x 24.25D x 37.25-41.25H Seat: 19W x 19.5D Back: 18.5W x 21H Seat Range: 17.75-21.75 Arms to Floor: 26.25 Carton Wt: 44 UPS Wt: 45 COM: N/A Carton: 27L x 13W x 26H Cube: 5.28 Options: CG50, SW70 Features: 1, 4, 5, 8, 9 Control: 2-to-1 Synchro Tilt Notes: REPLACES EMH69006 and EMH69007. Patent# US 29/553,650.</p>	<p>Fabric</p> <p>69906-2 Silver 69906-3 Black</p> <p>NEW</p>	<p>List Price</p> <p>395.00</p>



★ **RLY26-WH** White Mesh Seat and Back Manager's Chair with Padded Flip Arms, Heavy Duty Base with Silver Accents, and Dual Wheel Carpet Casters

Overall Size: 24.25W x 23.75D x 37.5-41.25H
 Seat: 19.5W x 19.75D Back: 19.25W x 22H Seat Range: 17.75-21.5
 Arms to Floor: 25.75 Carton Wt: 40 UPS Wt: 45 COM: N/A
 Carton: 27L x 13W x 26H Cube: 5.28 Options: CG50, SW70
 Features: 1, 4, 5, 8, 9 Control: Locking Tilt
 Notes: Patent# US 29/553,650.

NEW

Fabric	List Price
-WH White	395.00



★ **EM32009C** Screen Back Task Chair with Faux Leather Seat, Adjustable Padded PU Arms, Chrome Base and Dual Wheel Carpet Casters

Overall Size: 26.25W x 25.5D x 41.75H
 Seat: 20W x 19.5D x 3T Back: 18.5W x 19.5H Seat Range: 18-21.75
 Arms to Floor: 26.25 Carton Wt: 34 UPS Wt: 38 COM: N/A
 Carton: 27L x 24W x 12H Cube: 4.5 Options: CG50, SW70
 Features: 1, 4, 5, 8, 9 Control: Locking Tilt
 Notes:

Fabric	List Price
Faux Leather -U6 Black	290.00



◆ **EMH69096-3** Mesh Seat and Screen Back Manager's Chair with Padded Silver Arms and Nylon Base

Overall Size: 23.25W x 25.25D x 37.5H
 Seat: 19.5W x 19.5D x 2.5T Back: 18.5W x 20.25H x .75T Seat Range: 17-20
 Arms to Floor: 25.5 Carton Wt: 33 UPS Wt: 36 COM: N/A
 Carton: 27L x 25W x 11H Cube: 4.29 Options: CG50, SW70
 Features: 1, 4, 5, 8, 9 Control: Locking Tilt
 Notes:

Fabric	List Price
-3 Black Mesh -7 Blue -512 Purple	250.00
New Colors 200 lbs.	



EMH69176 Mesh Back Manager's Chair w/Faux Leather or Mesh Seat, Adjustable Mesh Padded Arms, and Nylon Base with Silver Accents

Overall Size: 23.5W x 27D x 36.5 - 40.5H
 Seat: 20W x 20D x 2.75T Back: 17.75W x 21.25H x 2T Seat Range: 17-20.75
 Arms to Floor: 28 Carton Wt: 34 UPS Wt: 43 COM: N/A
 Carton: 27L x 13W x 25H Cube: 5.0 Options: CG50, SW70
 Features: 1, 4, 5, 8, 9 Control: Locking Tilt
 Notes:

NEW

***New Colors**

Fabric	List Price
-3 Black Mesh or Faux Leather -U6 Black	312.00
A	330.00
B	348.00
C	365.00
R	400.00



EMH6918T Mesh Back Manager's Chair w/Faux Leather or Mesh Seat, Adjustable PU Padded Arms, and Base. Dark Water Transfer Accents on Arms, Base & Back.

Overall Size: 23.5W x 27D x 36.5 - 40.5H
 Seat: 20W x 20D x 2.75T Back: 17.75W x 21.25H x 2T Seat Range: 17-20.75
 Arms to Floor: 27 Carton Wt: 40 UPS Wt: 43 COM: N/A
 Carton: 27L x 13W x 25H Cube: 5.0 Options: CG50, SW70
 Features: 1, 4, 5, 8, 9 Control: Locking Tilt
 Notes:

NEW

***New Colors**

Fabric	List Price
-3 Black Mesh or Faux Leather -U6 Black	350.00
A	370.00
B	390.00
C	410.00
R	445.00



★ **EM35207-3** Screen Back and Mesh Seat Manager's Chair with Coated Finish Base and Accents

Overall Size: 26W x 26.25D x 42H
 Seat: 19.75W x 20.75D x 4T Back: 17.75W x 21.75H Seat Range: 17.25-21
 Arms to Floor: 28.5 Carton Wt: 33 UPS Wt: 44 COM: N/A
 Carton: 28L x 27W x 12H Cube: 5.25 Options: CG50, SW70
 Features: 1, 4, 5, 8, 9 Control: Locking Tilt
 Notes:

Fabric	List Price
Titanium/Black Mesh Seat	312.00



● **EM50727** Screen Back Task Chair with Adjustable Arms and Dual Wheel Carpet Casters

Overall Size: 25.5W x 23D x 41H
 Seat: 19W x 19D x 2.5T Back: 17.25W x 20H Seat Range: 17 -21.5
 Arms to Floor: 25 Carton Wt: 35 UPS Wt: 38 COM: .75 yd
 Carton: 25L x 24W x 13H Cube: 4.51 Options: CG50, SW70
 Features: 1, 4, 5, 8, 9 Control: Locking Tilt Control
 Notes:

-3 Black ●



Fabric	List Price
-3 Black Mesh or -2 Grey	280.00
A	295.00
B	310.00
C	325.00
R	345.00



★ ● **EM51022N** Woven Mesh Back Task Chair with Dual Wheel Carpet Casters

Overall Size: 24.5W x 23D x 41H
 Seat: 20W x 19D x 2.5T Back: 18.5W x 18.5H Seat Range: 17.75 -22.25
 Arms to Floor: 24.5 Carton Wt: 30 UPS Wt: 38 COM: .75 yd
 Carton: 25L x 24W x 13H Cube: 4.51 Options: SW392
 Features: 1, 4, 5, 8, 9 Control: Locking Tilt Control
 Notes: REPLACES 47903A.

-3 Black ●



Fabric	List Price
-3 Black Mesh or -2 Grey	250.00
A	265.00
B	280.00
C	295.00
R	315.00




◆ ★ **583713** Screen Back Chair with Black Mesh Seat, Titanium Finish Base, Adjustable Lumbar and Height Adjustable Arms

Overall Size: 28W x 23D x 45.5H
 Seat: 22W x 19.5D x 3T Back: 21W x 26H Seat Range: 18.25 -22.75
 Arms to Floor: 26.25 Carton Wt: 42 UPS Wt: 42 COM: N/A
 Carton: 30L x 25W x 11H Cube: 4.77 Options: CG50, SW70
 Features: 1, 4, 5, 8, 9 Control: Locking Tilt
 Notes: Dual Wheel Carpet Casters

**New Colors*

Fabric	List Price
Black Mesh	275.00
A	295.00
B	310.00
C	325.00
R	355.00
200 lbs.	




◆ ★ **583814** Screen Back Chair with Black Leather Seat, Chrome Finish Base, Adjustable Lumbar and Height Adjustable Arms

Overall Size: 28W x 23D x 45.5H
 Seat: 22W x 19.5D x 3T Back: 21W x 26H Seat Range: 18.25 -22.75
 Arms to Floor: 26.25 Carton Wt: 42 UPS Wt: 42 COM: N/A
 Carton: 30L x 25W x 11H Cube: 4.77 Options: CG50, SW70
 Features: 1, 4, 5, 8, 9 Control: Locking Tilt
 Notes: Dual Wheel Carpet Casters

**New Colors*


Fabric	List Price
Black Leather	300.00
A	295.00
B	310.00
C	325.00
R	360.00
200 lbs.	



◆ ★ **S2721** Screen Back Chair with Aluminum Finish Base, 2-to-1 Synchro Tilt Control and Soft Padded Height Adjustable Arms

Overall Size: 26.75W x 26.75D x 44.5H
 Seat: 19.5W x 19D x 4.5T Back: 18.5W x 20.25H Seat Range: 18.25 -22.5
 Arms to Floor: 26.25 Carton Wt: 38 UPS Wt: 38 COM: N/A
 Carton: 28L x 24W x 11H Cube: 4.28 Options: CG50, SW70
 Features: 1, 4, 7, 8, 9 Control: 2-to-1 Synchro Tilt
 Notes: Dual Wheel Carpet Casters

Fabric	List Price
-3 Black Mesh	315.00
200 lbs.	



◆ ★ **53603** Mesh Screen Back Mesh Seat Chair with Loop Arms and Dual Wheel Carpet Casters

Overall Size: 28W x 26D x 43.5H
 Seat: 21.5W x 20D x 3T Back: 20W x 22.5H Seat Range: 17.75 -21.25
 Arms to Floor: 26.25 Carton Wt: 34 UPS Wt: 34 COM: N/A
 Carton: 27L x 23W x 11H Cube: 3.95 Options: CG50, SW70
 Features: 1, 4, 5, 8, 9 Control: Locking Tilt
 Notes:



Fabric	List Price
Black Mesh	240.00
200 lbs.	

◆ ★ **599302** Woven Mesh Back Chair with Black Mesh or Custom Fabric Seat, Height Adjustable Arms, Adjustable Lumbar and Nylon Base

Overall Size: 25.75W x 23.25D x 44H
 Seat: 19.25W x 19.5D x 3T Back: 20.25W x 22.5H Seat Range: 18 -22.5
 Arms to Floor: 25.25 Carton Wt: 37 UPS Wt: 37 COM: .5 yds
 Carton: 26L x 23W x 11H Cube: 3.81 Options: CG50, SW70
 Features: 1, 4, 5, 8, 9 Control: Locking Tilt
 Notes: Dual Wheel Carpet Casters

Fabric	List Price
Black Mesh	290.00
A	310.00
B	325.00
C	340.00
R	370.00

200 lbs.





◆ ★ **599402** Woven Mesh Back Chair with Black Leather Seat, Height Adjustable Arms, Adjustable Lumbar and Nylon Base

Overall Size: 25.75W x 23.25D x 44H
 Seat: 19.25W x 19.5D x 3T Back: 20.25W x 22.5H Seat Range: 18 -22.5
 Arms to Floor: 25.25 Carton Wt: 37 UPS Wt: 37 COM: N/A
 Carton: 26L x 23W x 11H Cube: 3.81 Options: CG50, SW70
 Features: 1, 4, 5, 8, 9 Control: Locking Tilt
 Notes: Dual Wheel Carpet Casters

Fabric	List Price
Black Bonded Leather	310.00

200 lbs.




◆ ★ **183305/183905** Screen Back Visitor's Chair with Black Mesh Seat or Black Faux Leather Seat, Black Frame and Arms

Overall Size: 24W x 23.5D x 32.75H
 Seat: 18.5W x 19.5D x 3.75T Back: 17.25W x 14.5H Seat Range: 18.5 Fixed
 Arms to Floor: 25.75 Carton Wt: 25 UPS Wt: 36 COM: N/A
 Carton: 25L x 21W x 14H Cube: 4.25 Options: N/A
 Features: N/A Control: N/A
 Notes:

Fabric	Updated List Price
183305 Black Mesh	188.00
183905 Black Faux Leather	188.00



200 lbs.



◆ **EM59722** Screen Back Over Designer Contour Shell Chair with Black Mesh, Faux Leather or Custom Fabric Seat and Fabric Padded Arms

Overall Size: 26.75W x 25D x 42H
 Seat: 19W x 20D x 4T Back: 19.75W x 22H Seat Range: 17 -20.75
 Arms to Floor: 26.75 Carton Wt: 36 UPS Wt: 37 COM: .75 yds
 Carton: 25L x 23W x 13H Cube: 4.32 Options: CG50, SW70
 Features: 1, 4, 5, 8, 9 Control: Locking Tilt
 Notes: Dual Wheel Carpet Casters



Fabric	List Price
-3 Black Mesh	280.00
A	295.00
B	310.00
C	325.00
R	355.00

◆ **EM5972V-3** Screen Back Over Designer Contour Shell Visitor's Chair with Black Mesh Seat and Padded Arms

Overall Size: 26.75W x 25D x 38.5H
 Seat: 19W x 20D x 4T Back: 19.75W x 22H Seat Range: 18 Fixed
 Arms to Floor: 26.75 Carton Wt: 31 UPS Wt: 39 COM: .75 yds
 Carton: 25L x 21W x 15H Cube: 4.55 Options: N/A
 Features: N/A Control: N/A
 Notes:


Fabric	List Price
-3 Black Mesh	265.00
A	280.00
B	295.00
C	310.00
R	340.00

◆ **EM59722-EC3** Screen Back Over Designer Contour Shell Chair with Black Bonded Leather Seat and Black Bonded Leather Padded Arms

Overall Size: 26.75W x 25D x 42H
 Seat: 19W x 20D x 4T Back: 19.75W x 22H Seat Range: 17 -20.75
 Arms to Floor: 26.75 Carton Wt: 36 UPS Wt: 37 COM: N/A
 Carton: 25L x 23W x 13H Cube: 4.32 Options: CG50, SW70
 Features: 1, 4, 5, 8, 9 Control: Locking Tilt
 Notes: Dual Wheel Carpet Casters

Fabric	List Price
Bonded Leather -EC3 Black	310.00





EM5972V-EC3 Screen Back Over Designer Contour Shell Visitor's Chair with Black Bonded Leather Seat and Padded Arms

Overall Size: 26.75W x 25D x 38.5H
 Seat: 19W x 20D x 4T Back: 19.75W x 22H Seat Range: 18 Fixed
 Arms to Floor: 26.75 Carton Wt: 31 UPS Wt: 39 COM: N/A
 Carton: 25L x 21W x 15H Cube: 4.55 Options: N/A
 Features: N/A Control: N/A
 Notes:

Fabric	List Price
Bonded Leather -EC3 Black	295.00



KH206 Saddle Seat Stool with Seat Angle Adjustment and Dual Wheel Carpet Casters

Overall Size: 27W x 27D x 36.25H
 Seat: 13.5W x 9.25D x 2.5T Back: N/A Seat Range: 22.5 - 32.5
 Arms to Floor: N/A Carton Wt: 19 UPS Wt: 24 COM: N/A
 Carton: 25L x 24W x 8H Cube: 2.78 Options: CG50, SW70, SK1, SK5
 Features: 1, 4, 5, 9 Control: Pneumatic Height with Seat Tilt
 Notes:
 Has achieved GREENGUARD Certification

Fabric	List Price
Black Self-Skinned Urethane	220.00



KH503 Intermediate Stool with Dual Wheel Carpet Casters

Overall Size: 22.5W x 22.5D x 24.75H
 Seat: 14.25W x 14.25D x 1.5T Back: N/A Seat Range: 17.25 - 24.75
 Arms to Floor: N/A Carton Wt: 19 UPS Wt: 19 COM: N/A
 Carton: 23L x 22W x 5H Cube: 1.46 Options: CG50, SW70, SK1, SK5
 Features: 1, 4 Control: Pneumatic Height
 Notes:
 Has achieved GREENGUARD Certification

Fabric	List Price
Black Self-Skinned Urethane	170.00

★ **KH507** Stool with Adjustable Footrest and Dual Wheel Carpet Casters



Overall Size: 22.5W x 22.5D x 30.5H
 Seat: 14.25W x 14.25D x 1.5T Back: N/A Seat Range: 20.5 - 30.5
 Arms to Floor: N/A Carton Wt: 21 UPS Wt: 21 COM: N/A
 Carton: 23L x 23W x 7H Cube: 2.14 Options: CG50, SW70
 Features: 1, 4, Control: Pneumatic Height
 Notes:
 Has achieved GREENGUARD Certification

Fabric	List Price
Black Self-Skinned Urethane	260.00



KH520 Task Chair with Dual Wheel Carpet Casters

Overall Size: 18.5W x 22.5D x 37.5H
 Seat: 18.5W x 18D x 1.5T Back: 17W x 13.25H x 1T Seat Range: 16 -21
 Arms to Floor: N/A Carton Wt: 31 UPS Wt: 31 COM: N/A
 Carton: 24L x 22W x 8H Cube: 2.44 Options: 07, CG50, SW70, SK1, SK5
 Features: 1, 2, 3, 4 Control: Pneumatic Height
 Notes: REPLACES KH220
 Has achieved GREENGUARD Certification

Fabric	List Price
Black Self-Skinned Urethane	350.00



KH580 Ergonomic Chair with Seat Tilt and Back Angle Adjustment and Dual Wheel Carpet Casters

Overall Size: 18.5W x 22.5D x 37.5H
 Seat: 18.5W x 18D x 1.5T Back: 17W x 13.25H x 1T Seat Range: 16 -21
 Arms to Floor: N/A Carton Wt: 36 UPS Wt: 36 COM: N/A
 Carton: 24L x 22W x 8H Cube: 2.44 Options: 07, CG50, SW70, SK1, SK5
 Features: 1, 2, 4, 10 Control: Multi Task
 Notes: REPLACES KH280
 Has achieved GREENGUARD Certification

Fabric	List Price
Black Self-Skinned Urethane	415.00

★ NJ In Stock



★ **KH540** Intermediate Drafting Chair with Adjustable Footrest and Dual Wheel Carpet Casters

Overall Size: 18.5W x 22.5D x 41.75H
Seat: 18.5W x 18D x 1.5T **Back:** 17W x 13.25H x 1T **Seat Range:** 18 - 25.5
Arms to Floor: N/A **Carton Wt:** 37 **UPS Wt:** 37 **COM:** N/A
Carton: 25L x 25W x 9H **Cube:** 3.26 **Options:** CG50, SW70
Features: 1, 2, 3, 4 **Control:** Pneumatic Height
Notes: **REPLACES** KH440
Has achieved GREENGUARD Certification

Fabric	List Price
Black Self-Skinned Urethane	365.00



★ **KH550** Standard Drafting Chair with Adjustable Footrest and Dual Wheel Carpet Casters

Overall Size: 18.5W x 22.5D x 48.75H
Seat: 18.5W x 18D x 1.5T **Back:** 17 x 13.25H x 1T **Seat Range:** 22 - 32
Arms to Floor: N/A **Carton Wt:** 37 **UPS Wt:** 37 **COM:** N/A
Carton: 25L x 25W x 9H **Cube:** 3.26 **Options:** 07, CG50, SW70
Features: 1, 2, 3, 4 **Control:** Pneumatic Height
Notes: **REPLACES** KH450
Has achieved GREENGUARD Certification

Fabric	List Price
Black Self-Skinned Urethane	440.00



KH570 Intermediate Ergonomic Drafting Chair with Seat Tilt, Back Angle Adjustment, Adjustable Footrest and Dual Wheel Carpet Casters

Overall Size: 18.5W x 21.5D x 41.75H
Seat: 18.5W x 18D x 1.5T **Back:** 17W x 13.25H x 1T **Seat Range:** 18 - 25.5
Arms to Floor: N/A **Carton Wt:** 41 **UPS Wt:** 41 **COM:** N/A
Carton: 25L x 25W x 9H **Cube:** 3.26 **Options:** 07, CG50, SW70
Features: 1, 2, 4, 10 **Control:** Multi Task
Notes: **REPLACES** KH470
Has achieved GREENGUARD Certification

Fabric	List Price
Black Self-Skinned Urethane	460.00

Options



★ **04** Height Adjustable Arms

Carton Wt: 9 **Cube:** 0.61
Designed For: 2902 & 98341 Only
Has achieved GREENGUARD Certification
List: 85.00



★ **07** 2-Way Adjustable Arms

Carton Wt: 9 **Cube:** 0.61
Designed For: See Individual Chair Options
Has achieved GREENGUARD Certification
List: 90.00



★ **SK1** Stool Kit w/18" Chrome Ring

Carton Wt: 6 **UPS Wt:** 0.63
Designed For: See Individual Chair Options - Adds 7.5 inches to Seat Height - Ring is Height Adjustable
Has achieved GREENGUARD Certification
List: 48.00



★ **CG50** Floor Glides (set of 5)

● **Carton Wt:** 2 **Cube:** 0.2
Designed For: Most Work Smart Chairs & Space Drafting Chairs - See Individual Chair Options
Has achieved GREENGUARD Certification
List: 25.00 (set of 5)



★ **SW70** Soft Wheel Caster (set of 5)

● **Carton Wt:** 2 **Cube:** 0.2
Designed For: Most Work Smart & Space Chairs - See individual Chair Options
Has achieved GREENGUARD Certification
List: 30.00 (set of 5)



★ **SK5** Stool Kit w/19" Nylon Ring

Carton Wt: 7 **UPS Wt:** 8 **Cube:** 0.92
Designed For: See Individual Chair Options - Adds 7.5 inches to Seat Height - Ring is Height Adjustable
Has achieved GREENGUARD Certification
List: 60.00

Breakroom Collection



Shown: BRW31303-C307 and OLY424-AB



PTR2830A4 30" Cafe Style Breakroom Metal Dining Chair with Arms and Accented Backrest, Fully Assembled

Overall Size: 22.5W x 20.5D x 30.25H

Seat: 13.25W x 13.75D Back: 12.25W x 14.75H Seat Range: 17.5 Fixed

Carton Wt: 52 UPS Wt: 117

Carton: 23L x 23W x 45H Cube: 13.78

Notes: Pricing Reflects 4-Pack

2-Pack: PTR2830A2: Carton Wt: 27 UPS Wt: 91

Carton: 23L x 23W x 35H Cube: 10.71 ***New Color**

Finish

-3 Black
-9 Red
-11 White
-16 Mint
-18 Orange

List Price

440.00

2-Pack

265.00



PTR3018A4 18" Cafe Style Backless Breakroom Barstool, Fully Assembled

Overall Size: 15W x 15D x 18H

Seat: 12W x 12D Seat Range: 18 Fixed

Carton Wt: 32 UPS Wt: 44

Carton: 17L x 16W x 33H Cube: 4.9

Notes: Pricing Reflects 4-Pack

2-Pack: PTR3018A2: Carton Wt: 22 UPS Wt: 51

Carton: 16L x 16W x 25H Cube: 3.7

***New Color**

Finish

-3 Black
-9 Red
-11 White
-16 Mint
-18 Orange

List Price

280.00

2-Pack

150.00



PTR3024A4 24" Cafe Style Backless Breakroom Barstool, Fully Assembled

Overall Size: 16W x 16D x 24H

Seat: 12W x 12D Seat Range: 24 Fixed

Carton Wt: 41 UPS Wt: 60

Carton: 18L x 17W x 40H Cube: 7.08

Notes: Pricing Reflects 4-Pack

2-Pack: PTR3024A2: Carton Wt: 22 UPS Wt: 45

Carton: 18L x 17W x 30H Cube: 5.3

***New Color**

Finish

-3 Black
-9 Red
-11 White
-16 Mint
-18 Orange

List Price

330.00

2-Pack

190.00



★ **PTR3030A4 30" Cafe Style Backless Breakroom Barstool, Fully Assembled**
Overall Size: 17W x 17D x 30.25H
Seat: 12W x 12D x 1.5T **Seat Range:** 30.25 Fixed
Carton Wt: 46 **UPS Wt:** 73
Carton: 18L x 18W x 46H **Cube:** 8.62
Notes: Pricing Reflects 4-Pack
2-Pack: PTR3030A2: Carton Wt: 25 UPS Wt: 57 Carton: 18L x 18W x 36H Cube: 6.75 ★ -3, -9 and -11 available in NJ only ***New Color**

Finish	List Price
-3 Black	365.00
-9 Red	
-11 White	
-16 Mint	
-18 Orange	
2-Pack	220.00



PTR432 Cafe Metal Dining Table
Overall Size: 31W x 29D x 30.5H
Seat: N/A **Back:** N/A
Carton Wt: 27 **UPS Wt:** 27
Carton: 28L x 28W x 5H **Cube:** 2.26
Notes: 1 per Carton ***New Color**

Finish	List Price
-3 Black	270.00
-9 Red	
-11 White	
-16 Mint	
-18 Orange	



shown: -C210-1

BRW432U Metal Dining Table with Umbrella Hole Center Placement
Overall Size: 26W x 26D x 29H
Seat: N/A **Back:** N/A
Carton Wt: 28 **UPS Wt:** 28
Carton: 28L x 28W x 5H **Cube:** 2.26
Notes: 1 per Carton

Finish	List Price
-C230 Matte Black	312.00
-C210-1	
Matte Galvanized	



shown: -C210-1

BRW29A4 Metal Dining Chair with Backrest, Fully Assembled
Overall Size: 17.5W x 18D x 33.75H
Seat: 13.25W x 14D x 0.5T **Back:** 17.5W x 17H x 0.5T **Seat Range:** 17.5 Fixed
Carton Wt: 52 **UPS Wt:** 93
Carton: 19L x 20W x 50H **Cube:** 10.99
Notes: Pricing Reflects 4-Pack
2-Pack: BRW29A2: Carton Wt: 28 UPS Wt: 74 Carton: 19L x 20W x 40H Cube: 8.79

Finish	List Price
-C230 Matte Black	620.00
-C210-1	
Matte Galvanized	
2-Pack	345.00



shown: -ASB

BRW432 Antique Finish Metal Table
Overall Size: 26W x 26D x 29H
Seat: N/A **Back:** N/A
Carton Wt: 28 **UPS Wt:** 28
Carton: 28L x 28W x 5H **Cube:** 2.26
Notes: 1 per Carton ***New Color**

Finish	List Price
-AB Antique Black	312.00
-AC Antique Copper	
-AW Antique White	
-AY Antique Yellow	
-ASB Antique Sky Blue	
-ARD Antique Red	
-AOR Antique Orange	
-CP Copper	
-ATQ Antique Turquoise	



BRW831A4 Antique Finish Folding Chair with Metal Seat and Back. Sold in 4-Pack and 2-Pack.
Overall Size: 18.75W x 18.5D x 30.25H
Seat: 15.75W x 16D **Back:** 18W x 7H **Seat Range:** 17.25 Fixed
Arms to Floor: N/A **Carton Wt:** 39 **UPS Wt:** 39 **COM:** N/A
Carton: 20L x 9W x 39H **Cube:** 4.06 **Options:** N/A
Features: N/A **Control:** N/A
Notes: 2-Pack: BRW831A2: Carton Wt: 22 UPS Wt: 22 Carton: 20L x 5W x 39H Cube: 2.25 **NEW**

Finish	List Price
-AB Antique Black	400.00
-AC Antique Copper	
-ASB Antique Sky Blue	
-ATQ Antique Turquoise	
-AW Antique White	
2-Pack	215.00

★ NJ In Stock



shown: -CP

★ **BRW29A4 Metal Dining Chair with Backrest, Fully Assembled**

Overall Size: 17.5W x 18D x 33.75H
Seat: 13.25W x 14D x 0.5T **Back:** 17.5W x 17H x 0.5T **Seat Range:** 17.5 Fixed
Carton Wt: 52 **UPS Wt:** 93
Carton: 19L x 20W x 50H **Cube:** 10.99

Notes: Pricing Reflects 4-Pack

2-Pack:

BRW29A2:

Carton Wt: 28 **UPS Wt:** 74
Carton: 19L x 20W x 40H **Cube:** 8.79

★ -AC, -AOR, -ASB, -AW and -GM available in NJ only

***New Colors**

Finish	List Price
-AB Antique Black	620.00
-AC Antique Copper	
-AW Antique White	
-AY Antique Yellow	
-ASB Antique Sky Blue	
-ARD Antique Red	
-AOR Antique Orange	
-GM Gunmetal	
-AP Antique Pink	
-AL Antique Lime	
-ARB Antique Royal Blue	345.00 (2-Pack)
-CP Copper	
-ATQ Antique Turquoise	



shown: -AL

BRW3026A4 26" Antique Metal Barstool, Fully Assembled

Overall Size: 16.25W x 16.25D x 26.25H
Seat: 12W x 12D x 1.5T **Back:** N/A **Seat Range:** 26.25 Fixed
Carton Wt: 47 **UPS Wt:** 74
Carton: 19L x 18W x 44H **Cube:** 8.7

Notes: Pricing Reflects 4-Pack

2-Pack:

BRW3026A2:

Carton Wt: 25 **UPS Wt:** 54
Carton: 19L x 18W x 32H **Cube:** 6.3

***New Colors**

Finish	List Price
-AB Antique Black	452.00
-AC Antique Copper	
-AW Antique White	
-AY Antique Yellow	
-ASB Antique Sky Blue	
-ARD Antique Red	
-AOR Antique Orange	
-GM Gunmetal	
-AP Antique Pink	
-AL Antique Lime	
-ARB Antique Royal Blue	260.00 (2-Pack)
-CP Copper	
-ATQ Antique Turquoise	



shown: -ARB

★ **BRW3030A4 30" Antique Metal Barstool, Fully Assembled**

Overall Size: 16.75W x 16.75D x 30.25H
Seat: 12W x 12D x 1.5T **Back:** N/A **Seat Range:** 30.25 Fixed
Carton Wt: 53 **UPS Wt:** 87
Carton: 19L x 19W x 49H **Cube:** 10.23

Notes: Pricing Reflects 4-Pack

2-Pack:

BRW3030A2:

Carton Wt: 28 **UPS Wt:** 64
Carton: 19L x 19W x 36H **Cube:** 7.12

★ -AB, -AC, -AW and -GM available in NJ only

***New Colors**

Finish	List Price
-AB Antique Black	510.00
-AC Antique Copper	
-AW Antique White	
-AY Antique Yellow	
-ASB Antique Sky Blue	
-ARD Antique Red	
-AOR Antique Orange	
-GM Gunmetal	
-AP Antique Pink	
-AL Antique Lime	
-ARB Antique Royal Blue	270.00 (2-Pack)
-CP Copper	
-ATQ Antique Turquoise	



BRW2911A4 White Frame Metal Chair w/Vintage Wood Seat, Fully Assembled

Overall Size: 17.5W x 18D x 33.25H
Seat: 13.25W x 14D x 1T **Back:** 17.5W x 16H x 0.5T **Seat Range:** 17.5 Fixed
Carton Wt: 65 **UPS Wt:** 98
Carton: 19L x 21W x 50H **Cube:** 11.55

Notes: Pricing Reflects 4-Pack

2-Pack: BRW2911A2: Carton Wt: 35 **UPS Wt:** 78
Carton: 19L x 21W x 40H **Cube:** 9.23

Finish	List Price
-C305 Pine Iris	690.00
-C306 Ash	
Crazy Horse	
-C308 Ash	
Yellowstone	
2-Pack	370.00



BRW293A4 Black Frame Metal Chair w/Vintage Wood Seat, Fully Assembled

Overall Size: 17.5W x 18D x 33.25H
Seat: 13.25W x 14D x 1T **Back:** 17.5W x 16H x 0.5T **Seat Range:** 17.5 Fixed
Carton Wt: 65 **UPS Wt:** 98
Carton: 19L x 21W x 50H **Cube:** 11.55

Notes: Pricing Reflects 4-Pack

2-Pack: BRW293A2: Carton Wt: 35 **UPS Wt:** 78
Carton: 19L x 21W x 40H **Cube:** 9.23

Finish	List Price
-C301 Ash Cameron	690.00
-C306 Ash	
Crazy Horse	
2-Pack	370.00

★ NJ In Stock



BRW2910A4 Yellow Frame Metal Chair w/Vintage Wood Seat, Fully Assembled
Overall Size: 17.5W x 18D x 33.25H
Seat: 13.25W x 14D x 1T **Back:** 17.5W x 16H x 0.5T **Seat Range:** 17.5 Fixed
Carton Wt: 65 **UPS Wt:** 98
Carton: 19L x 21W x 50H **Cube:** 11.55
Notes: Pricing Reflects 4-Pack
2-Pack: BRW2910A2: Carton Wt: 35 UPS Wt: 78
Carton: 19L x 21W x 40H Cube: 9.23

Finish	List Price
-C307 Pine Alice	690.00
2-Pack	370.00



BRW299A4 Red Frame Metal Chair w/Vintage Wood Seat, Fully Assembled
Overall Size: 17.5W x 18D x 33.25H
Seat: 13.25W x 14D x 1T **Back:** 17.5W x 16H x 0.5T **Seat Range:** 17.5 Fixed
Carton Wt: 65 **UPS Wt:** 98
Carton: 19L x 21W x 50H **Cube:** 11.55
Notes: Pricing Reflects 4-Pack
2-Pack: BRW299A2: Carton Wt: 35 UPS Wt: 78
Carton: 19L x 21W x 40H Cube: 9.23

Finish	List Price
-C306 Ash Crazy Horse	690.00
2-Pack	370.00

NEW



BRW2918A4 Orange Frame Metal Chair w/Vintage Wood Seat, Fully Assembled
Overall Size: 17.5W x 18D x 33.25H
Seat: 13.25W x 14D x 1T **Back:** 17.5W x 16H x 0.5T **Seat Range:** 17.5 Fixed
Carton Wt: 65 **UPS Wt:** 98
Carton: 19L x 21W x 50H **Cube:** 11.55
Notes: Pricing Reflects 4-Pack
2-Pack: BRW2918A2: Carton Wt: 35 UPS Wt: 78
Carton: 19L x 21W x 40H Cube: 9.23

Finish	List Price
-C309 Pine White	690.00
2-Pack	370.00

NEW



BRW312611A4 26" White Frame Metal Barstool w/Vintage Wood Seat, Fully Assembled
Overall Size: 16.25W x 16.25D x 26H
Seat: 12.5W x 12.5D x 1T **Back:** N/A **Seat Range:** 26 Fixed
Carton Wt: 54 **UPS Wt:** 70
Carton: 18L x 18W x 44H **Cube:** 8.25
Notes: Pricing Reflects 4-Pack
2-Pack: BRW312611A2: Carton Wt: 26 UPS Wt: 53
Carton: 18L x 18W x 33H Cube: 6.1

Finish	List Price
-C305 Pine Iris -C306 Ash Crazy Horse -C308 Ash Yellowstone	485.00
2-Pack	270.00



BRW31263A4 26" Black Frame Metal Barstool w/Vintage Wood Seat, Fully Assembled
Overall Size: 16.25W x 16.25D x 26H
Seat: 12.5W x 12.5D x 1T **Back:** N/A **Seat Range:** 26 Fixed
Carton Wt: 54 **UPS Wt:** 70
Carton: 18L x 18W x 44H **Cube:** 8.25
Notes: Pricing Reflects 4-Pack
2-Pack: BRW31263A2: Carton Wt: 26 UPS Wt: 53
Carton: 18L x 18W x 33H Cube: 6.1

Finish	List Price
-C301 Ash Cameron -C306 Ash Crazy Horse -C307 Pine Alice	485.00
2-Pack	270.00



BRW313011A4 30" White Frame Metal Barstool w/Vintage Wood Seat, Fully Assembled
Overall Size: 16.75W x 16.75D x 30H
Seat: 12.5W x 12.5D x 1T **Back:** N/A **Seat Range:** 30 Fixed
Carton Wt: 58 **UPS Wt:** 80
Carton: 18L x 18W x 50H **Cube:** 9.375
Notes: Pricing Reflects 4-Pack
2-Pack: BRW313011A2: Carton Wt: 31 UPS Wt: 57
Carton: 18L x 18W x 36H Cube: 6.75

Finish	List Price
-C305 Pine Iris -C306 Ash Crazy Horse -C308 Ash Yellowstone	530.00
2-Pack	290.00



BRW31303A4 30" Black Frame Metal Barstool w/Vintage Wood Seat, Fully Assembled

Overall Size: 16.75W x 16.75D x 30H
 Seat: 12.5W x 12.5D x 1T Back: N/A Seat Range: 30 Fixed
 Carton Wt: 58 UPS Wt: 78
 Carton: 18L x 18W x 49H Cube: 9.19

Notes: Pricing Reflects 4-Pack
2-Pack: BRW31303A2: Carton Wt: 31 UPS Wt: 57
Carton: 18L x 18W x 36H Cube: 6.75

Finish	List Price
-C301 Ash Cameron -C306 Ash Crazy Horse -C307 Pine Alice	530.00
2-Pack	290.00



BRW3230 30" Backless Metal Barstool with Ash Wood Seat

Overall Size: 15.25W x 15.25D x 30.25H
 Seat: 13.75W x 13.75D x 1.25T Back: N/A Seat Range: 30 .25Fixed
 Carton Wt: 17 UPS Wt: 17
 Carton: 33L x 18W x 4H Cube: 1.375

Notes: 1 per Carton

*** New Color**

Finish	List Price
-3 Black -9 Red -11 White -16 Mint	190.00



BRW3226 26" Backless Metal Barstool with Ash Wood Seat

Overall Size: 14.75W x 14.75D x 26.25H
 Seat: 13.75W x 13.75D x 1.25T Back: N/A Seat Range: 26.25 Fixed
 Carton Wt: 17 UPS Wt: 17
 Carton: 33L x 18W x 4H Cube: 1.37

Notes: 1 per Carton

*** New Color**

Finish	List Price
-3 Black -9 Red -11 White -16 Mint	175.00



HMM9426L 26" Hammond Metal Barstool with Lightwood Seat

Overall Size: 17.25W x 17.25D x 25.75H
 Seat: 13W x 13D x 0.75T Back: N/A Seat Range: 25.75 Fixed
 Carton Wt: 18 UPS Wt: 18
 Carton: 27L x 4W x 23H Cube: 1.43

Notes: 1 per Carton. Fully assembled.

NEW

Finish	List Price
-C231 Frosted White -C233 Frosted Cappuccino -C234 Frosted Red -C236 Frosted Teal	145.00



HMM9426D 26" Hammond Metal Barstool with Darkwood Seat

Overall Size: 17.25W x 17.25D x 25.75H
 Seat: 13W x 13D x 0.75T Back: N/A Seat Range: 25.75 Fixed
 Carton Wt: 18 UPS Wt: 18
 Carton: 27L x 4W x 23H Cube: 1.43

Notes: 1 per Carton. Fully assembled.

NEW

Finish	List Price
-C229 Frosted Black -C231 Frosted White -C233 Frosted Cappuccino -C236 Frosted Teal	145.00



HMM9430L 30" Hammond Metal Barstool with Lightwood Seat

Overall Size: 18W x 18D x 29.5H
 Seat: 13W x 13D x 0.75T Back: N/A Seat Range: 29.5 Fixed
 Carton Wt: 20 UPS Wt: 20
 Carton: 31L x 4W x 24H Cube: 1.72

Notes: 1 per Carton. Fully assembled.

NEW

Finish	List Price
-C231 Frosted White -C233 Frosted Cappuccino -C234 Frosted Red -C236 Frosted Teal	160.00



HMM9430D 30" Hammond Metal Barstool with Darkwood Seat

Overall Size: 18W x 18D x 29.5H

Seat: 13W x 13D x 0.75T Back: N/A Seat Range: 29.5 Fixed

Carton Wt: 20 UPS Wt: 20

Carton: 31L x 4W x 24H Cube: 1.72

Notes: 1 per Carton. Fully assembled.

NEW

Finish
 -C229 Frosted Black
 -C231 Frosted White
 -C233 Frosted Cappuccino
 -C236 Frosted Teal

List Price
 160.00



ALB43211 30" Albany Metal Square White Base Folding Flip Top Table

Overall Size: 30W x 30D x 29H

Seat: N/A Back: N/A

Carton Wt: 38 UPS Wt: 38

Carton: 33L x 33W x 6H Cube: 3.78

Notes: 1 per Carton

Finish
 -C216 Pastel Pink
 -P702 Pastel Lemon
 -P704 Pastel Quarry
 -P705 Pastel Teal
 -11 White

List Price
 312.00



OXT43211 30" Oxtan Metal Round Folding Flip Top Table

Overall Size: 30W x 30D x 29H

Seat: N/A Back: N/A

Carton Wt: 30 UPS Wt: 32

Carton: 33L x 33W x 6H Cube: 3.78

Notes: 1 per Carton

Finish
 -C230 Matte Black
 -C210-1 Matte Galvanized

List Price
 312.00



OD2918A2 Odessa Metal Dining Chair with Backrest, Fully Assembled

Overall Size: 16.5W x 20D x 35.5H

Seat: 15.75W x 15.75D Back: 16.5W x 18.25H Seat Range: 17 Fixed

Carton Wt: 29 UPS Wt: 80

Carton: 24L x 38W x 18H Cube: 9.5

Notes: Pricing Reflects 2-Pack

Finish
 -C216 Pastel Pink
 -C210-1 Matte Galvanized
 -C230 Matte Black
 -P702 Pastel Lemon
 -P704 Pastel Quarry
 -P705 Pastel Teal
 -3 Black
 -9 Red
 -11 White
 -18 Orange

List Price
 310.00
 (2-Pack)



shown:
 -ARD

NCL3126 26" New Castle Antique Metal Barstool

Overall Size: 15W x 15D x 26H

Seat: 12W x 12D x 0.75T Back: N/A Seat Range: 26 Fixed

Carton Wt: 19 UPS Wt: 19

Carton: 29L x 21W x 4H Cube: 1.41

Notes: 1 per Carton

Finish
 -AB Antique Black
 -AC Antique Copper
 -AW Antique White
 -ARD Antique Red
 -AOR Orange
 -ATQ Antique Turquoise

List Price
 155.00



OLY424 Olympia Metal Bar Table

Overall Size: 23.5W x 23.5D x 41.25H

Seat: N/A Back: N/A

Carton Wt: 37 UPS Wt: 37

Carton: 42L x 28W x 6H Cube: 4.08

Notes: 1 per Carton

Finish
 -AB Antique Black

List Price
 450.00

★ NJ In Stock



★ **FT6634** 4' Resin Multi Purpose/Training Flip Table with Black Steel Tubular Frames, Locking Casters, and Cord Management
Overall Size: 48W x 24D x 29.25H **Pack:** 1pc
Leg Tube: 1.125" x 1.2mm **Table Top:** 45mm Thick **Carton Wt:** 41
Carton: 50L x 26W x 5H **UPS Wt:** 41 **Cube:** 3.68
Notes:

Shipping UPSable

List Price 280.00



★ **FT6635** 5' Resin Multi Purpose/Training Flip Table with Black Steel Tubular Frames, Locking Casters, and Cord Management
Overall Size: 60W x 24D x 29.25H **Pack:** 1pc
Leg Tube: 1.5" x 1.2mm **Table Top:** 45mm Thick **Carton Wt:** 48
Carton: 62L x 26W x 6H **UPS Wt:** 48 **Cube:** 5.59
Notes:

Shipping UPSable

List Price 330.00



BT244 Adjustable Height (13.5-28) Deluxe Personal Tray Table (4-Pack)
Overall Size: 30W x 19.5D x 28H **Pack:** 4pc
Leg Tube: .5" x 1.0mm **Table Top:** 42mm Thick **Carton Wt:** 51
Carton: 39L x 21W x 10H **UPS Wt:** 51 **Cube:** 4.73
Notes:

Shipping UPSable

List Price 260.00 4-Pack



★ **BT04Q** 4' Resin Multi Purpose Table
Overall Size: 48W x 24D x 29.25H **Pack:** 1pc
Leg Tube: 1" x 0.8mm **Table Top:** 45mm Thick **Carton Wt:** 21
Carton: 49L x 25W x 3H **UPS Wt:** 21 **Cube:** 2.12
Notes:

Shipping UPSable

List Price 118.00



BT04FA 4' Height Adjustable Fold in Half Resin Multi Purpose Table
Overall Size: 48W x 24D x 29.25H **Pack:** 1pc **Range:** 22.75 -32.5
Leg Tube: 1" & .75" x 0.9mm **Table Top:** 42mm Thick **Carton Wt:** 23
Carton: 26L x 25W x 4H **UPS Wt:** 23 **Cube:** 1.50
Notes:

Shipping UPSable

List Price 130.00



BT04W 4' Resin Multi Purpose Table
Overall Size: 48W x 30D x 29.25H **Pack:** 1pc
Leg Tube: 1.75" x 0.8mm **Table Top:** 47mm Thick **Carton Wt:** 36
Carton: 51L x 33W x 3H **UPS Wt:** 31 **Cube:** 2.92
Notes:

Shipping UPSable

List Price 155.00

NEW











★ NJ In Stock













BT04FA and BT06A



BT48Q

	<p>★ BT05Q 5' Resin Multi Purpose Table Overall Size: 60W x 30D x 29.25H Pack: 1pc Leg Tube: 1.125" x 0.9mm Table Top: 45mm Thick Carton Wt: 30 Carton: 61L x 31W x 3H UPS Wt: 30 Cube: 3.28 Notes: See Caddies on Page 180-181</p>	<p>Shipping UPSable Oversized Package</p>	<p>List Price 150.00</p>
	<p>BT5FQW 5' Resin Multi Purpose Center Fold Table with Transport Wheels Overall Size: 61W x 30D x 29.25H Pack: 1pc Leg Tube: 1.0" x 0.8mm Table Top: 1.75" Thick Carton Wt: 29 Carton: 33L x 30W x 4H UPS Wt: 29 Cube: 2.29 Notes:</p>	<p>Shipping UPSable Oversized Package</p>	<p>List Price 160.00</p>
	<p>★ BT06Q 6' Resin Multi Purpose Table ● Overall Size: 72W x 30D x 29.25H Pack: 1pc Leg Tube: 1.125" x 1.0mm Table Top: 45mm Thick Carton Wt: 34 Carton: 73L x 31W x 3H UPS Wt: 35 Cube: 3.92 Notes: See Caddies on Page 180-181</p>	<p>Shipping UPSable Oversized Package</p>	<p>List Price 165.00</p>
	<p>★ BT6FQ 6' Resin Center Fold Multi Purpose Table Overall Size: 72W x 30D x 29.25H Pack: 1pc Leg Tube: 1.125" x 0.9mm Table Top: 45mm Thick Carton Wt: 34 Carton: 38L x 30W x 4H UPS Wt: 34 Cube: 2.63 Notes:</p>	<p>Shipping UPSable</p>	<p>List Price 180.00</p>
	<p>BT6FQW 6' Resin Multi Purpose Center Fold Table with Transport Wheels Overall Size: 72.5W x 30D x 29.75H Pack: 1pc Leg Tube: 1.125" x 1.1mm Table Top: 2.25" Thick Carton Wt: 43 Carton: 39L x 31W x 5H UPS Wt: 43 Cube: 3.49 Notes:</p>	<p>Shipping UPSable Oversized Package</p>	<p>List Price 200.00</p>
	<p>BT06A 6' Height Adjustable Resin Multi Purpose Table Overall Size: 72W x 30D x 29.25H Pack: 1pc Range: 29.25 -37 Leg Tube: 1.125" x 1.0mm Table Top: 45mm Thick Carton Wt: 35 Carton: 73L x 31W x 3H UPS Wt: 35 Cube: 3.92 Notes:</p>	<p>Shipping UPSable Oversized Package</p>	<p>List Price 180.00</p>
	<p>★ BT08Q 8' Resin Multi Purpose Table Overall Size: 96W x 30D x 29.25H Pack: 1pc Leg Tube: 1.125" x 1.0mm Table Top: 50mm Thick Carton Wt: 49 Carton: 98L x 31W x 3H UPS Wt: Non UPSable Cube: 5.27 Notes: See Caddies on Page 180-181</p>	<p>Shipping Non UPSable</p>	<p>List Price 242.00</p>
	<p>★ BT36 36" Square Resin Table Overall Size: 36W x 36D x 29H Pack: 1pc Leg Tube: 38.1mm x 1.0mm Table Top: 45mm Thick Carton Wt: 27 Carton: 37L x 37W x 3H UPS Wt: 27 Cube: 2.37 Notes:</p>	<p>Shipping UPSable</p>	<p>List Price 140.00</p>
	<p>★ BT48Q 48" Round Resin Multi Purpose Table Overall Size: 48W x 48D x 29.25H Pack: 1pc Leg Tube: 31.125" x 1.0mm Table Top: 45mm Thick Carton Wt: 32 Carton: 49L x 49W x 3H UPS Wt: 38 Cube: 4.17 Notes: See Caddies on Page 180-181</p>	<p>Shipping UPSable Oversized Package</p>	<p>List Price 195.00</p>
	<p>BT48F 48" Round Fold in Half Resin Multi Purpose Table Overall Size: 48W x 48D x 29.25H Pack: 1pc Leg Tube: 1.125" x 1.0mm Table Top: 45mm Thick Carton Wt: 40 Carton: 49L x 26W x 5H UPS Wt: 40 Cube: 3.68 Notes: See Caddies on Page 180-181</p>	<p>Shipping UPSable Oversized Package</p>	<p>List Price 218.00</p>

★ NJ In Stock ● GA In Stock

	<p>★ BT60Q 60" Round Resin Multi Purpose Table ● Overall Size: 60W x 60D x 29.25H Pack: 1pc Leg Tube: 1.25" x 1.0mm Table Top: 50mm Thick Carton Wt: 49 Carton: 62L x 62W x 3H UPS Wt: Non UPSable Cube: 6.67 Notes: See Caddies on Page 180-181</p>	<p>Shipping Non UPSable</p>	<p>List Price 310.00</p>
	<p>★ BT71Q 71" Round Resin Multi Purpose Table Overall Size: 71W x 71D x 29.25H Pack: 1pc Leg Tube: 1.5" x 1.0mm Table Top: 55mm Thick Carton Wt: 63 Carton: 72L x 72W x 3H UPS Wt: Non UPSable Cube: 9.0 Notes: See Caddies on Page 180-181</p>	<p>Shipping Non UPSable</p>	<p>List Price 420.00</p>
	<p>★ BT22 Resin Training Multi Purpose Table Overall Size: 70.5W x 19.5D x 29.5H Pack: 1pc Leg Tube: 1" x 1.0mm Table Top: 55mm Thick Carton Wt: 28 Carton: 71L x 21W x 3H UPS Wt: 28 Cube: 2.58 Notes:</p>	<p>Shipping UPSable</p>	<p>List Price 150.00</p>
	<p>★ PC-02 Resin Chair (4-Pack Blow Mold) Overall Size: 18.5W x 21.9D x 33.2H Pack: 4pc Leg Tube: 1.125" x 1.1mm Table Top: N/A Carton Wt: 51 (4-Pack) Carton: 44L x 19W x 12H UPS Wt: 51 Cube: 5.80 Notes: See Caddies on Page 180-181</p>	<p>Shipping UPSable 300 lbs.</p>	<p>List Price 288.00 4-Pack</p>
	<p>PC-03 Resin Chair (4-Pack Blow Mold) Overall Size: 18.5W x 22D x 33.2H Pack: 4pc Leg Tube: 1.125" x 0.9mm Table Top: N/A Carton Wt: 51 (4-Pack) Carton: 44L x 19W x 12H UPS Wt: 51 Cube: 5.80 Notes: See Caddies on Page 180-181</p>	<p>Shipping UPSable 300 lbs.</p>	<p>List Price 288.00 4-Pack</p>
	<p>★ PC-54 Plastic Chair (4-Pack) Overall Size: 17.75W x 17.5D x 34.5H Pack: 4pc Leg Tube: 0.75" x 0.85mm Table Top: N/A Carton Wt: 28 (4-Pack) Carton: 42L x 18W x 18H UPS Wt: 37 Cube: 7.87 Notes: See Caddies on Page 180-181</p>	<p>Shipping UPSable 225 lbs.</p>	<p>List Price 168.00 4-Pack</p>
	<p>PCT-05 5 Piece Folding Set (4 chairs and 36" x 36" fold in half table) Overall Size Table: 36W x 36D x 27.75H Pack: 1 set Overall Size Chair: 17.75W x 17.5D x 34.5H Carton Wt: 49 Carton: 37L x 20W x 9H UPS Wt: 49 Cube: 3.85 Notes:</p>	<p>Shipping UPSable 225 lbs.</p>	<p>List Price 295.00</p>
	<p>QT6173-05 5 Piece Folding Set (4 chairs and 48" Round fold in half table) Overall Size Table: 48W x 48D x 29.25H Pack: 1 set Overall Size Chair: 18.25W x 20D x 20H Carton Wt: 73 Carton: 49L x 26W x 13H UPS Wt: 81 Cube: 9.58 Notes:</p>	<p>Shipping UPSable Oversized Package 225 lbs.</p>	<p>List Price 400.00</p>
	<p>QT7205-05 5-Piece Folding Set (4 chairs and table) Overall Size Table: 72W x 29.5D x 29.25H Pack: 1 set Overall Size Chair: 17.75W x 16.25D x 30H Carton Wt: 64 Carton: 42L x 39W x 8H UPS Wt: 64 Cube: 7.58 Notes:</p>	<p>Shipping UPSable Oversized Package 225 lbs.</p>	<p>List Price 438.00</p>
	<p>QT7302-03 3-Piece Folding Set (2 chairs and table) Overall Size Table: 48W x 24D x 22.75-32.5H Pack: 1 set Overall Size Chair: 17.75W x 16.25D x 30H Carton Wt: 37 Carton: 39L x 25W x 8H UPS Wt: 38 Cube: 4.5 Notes: Adjustable Height Table</p>	<p>Shipping UPSable 225 lbs.</p>	<p>List Price 240.00</p>

★ NJ In Stock

● GA In Stock



QT3965 3 Piece Folding Table and Bench Set (2 benches and one BT6FQ)
Overall Size Table: 72W x 30D x 29.25H Pack: 1 set
Overall Size Bench: 72.5W x 12D x 17.5H Carton Wt: 72
Carton: 40L x 32W x 8H UPS Wt: 72 Cube: 5.92
Notes:

Shipping	List Price
UPSable 225 lbs.	410.00



PC-15F Fold in Half Bench
Overall Size: 72.5W x 12D x 17.5H Pack: 1pc
Leg Tube: 1" x 0.8mm Table Top: N/A Carton Wt: 20
Carton: 38L x 13W x 5H UPS Wt: 20 Cube: 1.42
Notes:

Shipping	List Price
UPSable 225 lbs.	115.00

Caddies and Dollies



★ **TC102 Caddy for BT05Q, BT06Q, BT08Q or BT06A**
Overall Size: 76W x 30.3D x 45.3H Pack: 1pc
Handle Tube: 1.125" x 1.8mm Carton Wt: 75
Carton: 78L x 34W x 6H UPS Wt: 78 Cube: 9.21
Notes: Holds up to 20 BT05Q, BT06Q, 18 BT08Q and 20 BT06A

Shipping	List Price
UPSable Oversized Package	375.00



★ **TC103 Caddy for PC02 / PC03 Chairs**
Overall Size: 34.4W x 18.8D x 74.8H Pack: 1pc
Square Tube: 31.8mm x 31.8mm x 1.2mm Carton Wt: 49
Carton: 46L x 20W x 5H UPS Wt: 49 Cube: 2.66
Notes: Holds up to 28 PC02 or PC03 Chairs

Shipping	List Price
UPSable	250.00




★ **TC104 Caddy for PC54 Chairs**
Overall Size: 37.6W x 18.7D x 77.5H Pack: 1pc
Square Tube: 31.8mm x 31.8mm x 1.2mm Carton Wt: 47
Carton: 40L x 22W x 5H UPS Wt: 47 Cube: 2.55
Notes: Holds up to 60 PC54 Chairs

Shipping	List Price
UPSable	250.00




★ **TC106 Caddy for BT48Q, BT60Q and BT71 Round Tables**
Overall Size: 52W x 32.8D x 40.2H Pack: 1pc
Handle Tube: 1.25" x 1.0mm Carton Wt: 84
Carton: 53L x 34W x 5H UPS Wt: 84 Cube: 5.21
Notes: Holds up to 14 BT71Q, 15 BT60Q or 17 BT48Q

Shipping	List Price
UPSable Oversized Package	350.00



★ **DOL865 Stacking Dolly for STC865, STC866 and STC3030 Chairs with 2 locking Casters**
Overall Size: 31.5W x 24.5D x 15.25H
Carton Wt: 16 Cube: 7.95 Pack: 1pc
Carton: 33L x 26W x 16H UPS Wt: 67
Notes: Has achieved GREENGUARD Certification

Shipping	List Price
UPSable	175.00



★ **DOL8300 Stacking Dolly for STC8300 Chairs with 2 Locking Casters**
Overall Size: 31.5W x 21.75D x 18.25H
Carton Wt: 18 Cube: 7.95 Pack: 1pc
Carton: 33L x 26W x 16H UPS Wt: 67
Notes: Has achieved GREENGUARD Certification

Shipping	List Price
UPSable	175.00



DOL8000 Stacking Dolly for FC8000 & FC8100 Chairs with 2 Locking Casters
Overall Size: 71W x 19.25D x 44.5H
Carton Wt: 40 Cube: 5.42 Pack: 1pc
Carton: 72L x 20W x 7H UPS Wt: 49
Notes: Holds up to 32 Folded Chairs. Has achieved GREENGUARD Certification

Shipping	List Price
UPSable	175.00

★ *NJ In Stock*



★ **DOL8302** Stacking Dolly for STC8302 and DC8309 Chairs with 2 Locking Casters
Overall Size: 31.5W x 23.25D x 16.5H
Carton Wt: 16 **Cube:** 7.95 **Pack:** 1pc
Carton: 33L x 26W x 16H **UPS Wt:** 67
Notes: Has achieved GREENGUARD Certification

Shipping

UPSable

List Price

175.00


★ *NJ In Stock*



BT60Q Round Multi Purpose Table shown with PC-02 Resin Chairs



AVAILABLE FABRICS



colored mesh • dove • dillon • gavotte • festival • interlink • icon • legend • diamond • ridgecrest
tracery • mary go round • castillo • twilight • freeflex® • transport • fine tune • city park • lifesaver
crave • trinket • brackle • champagne • element • key largo • cosmopolitan

unbeatable service

available fabrics



custom fabric program | Choices in Fabric. Wherever chairs are identified with our CF graphic, you have hundreds of choices in fabric. Solids, patterns and textures. Simple and complex. Vinyls. Hospitality/healthcare-safe performance fabrics. Recycled selections. Choices for every environment. Many are IN STOCK. You can also choose C.O.M. (customer's own material). **Custom Fabrics add 3-4 weeks to the lead time.** Digital representations of fabrics are available at www.officestar.net/fabrics



recycled fabric (page 192) | **100% Recycled.** Wherever chairs are identified with our CF graphic, you can select 100% recycled polyester fabrics from our Champagne, Elements and Ladders collections. All surpass 50K - 100 double-rub durability testing as well as CAL 117, NFPA 260 and UFAC Class 1 flammability standards. So you can protect your immediate environment as well as our planet. That's big-picture thinking. Digital representations of fabrics are available at www.officestar.net/fabrics

NEW Fun Colors

Colored Mesh



-3M | Black



-6 | Green



-7 | Blue



-9 | Red



-261 | Pink



-512 | Purple

• contents 100% polyester • flammability CAL117•

Dove



-5811 | Steel



-5812 | Rouge



-5819 | Violet



-5877 | Sky



-5879 | Olive



-5881 | Jade

- contents 70% polyester, 30% cotton • surface abrasion 70,000 double rubs (Wyzenbeek), 35,000 double rubs (Martindale) •
- lightfastness 40 hours, Class 4 (AATCC Test Method 16E) • colorfastness Wet - Class 4.5, Dry - Class 4 (AATCC Test Method 8) •
- flammability Cal. 117, Section E, CS-191-53, Class 1 BIFMA FF1-78, NFPA 260-1989, UFAC, Class 1, B.S. 5852 Part 1: 1979 Ignition Source 0, Smouldering Cigarette •

A | grade fabric


Dillon (antimicrobial)



Attractive antimicrobial PVC free polyurethane available in 8 eye-catching finishes, and is engineered to meet 200,000 double rubs and CAL117 flammability requirements.



-R100 | Lipstick



-R101 | Snow



-R102 | Java



-R103 | Stratus



-R104 | Buff



-R105 | Blue



-R106 | Sage



-R107 | Black

- contents 100% polyurethane back 70% polyester, 30% cotton • surface abrasion 200,000+ cycles • treatments N/A •
- break strength warp 130 lbs, weft 120 lbs • flammability CA Tech Bull. 117, Section E UFAC Class 1 NFPA 260 Class 1 •

*Due to differences in dye batches and variations in printing as well as viewing environments and uneven color fading there will be slight variations in color. Exact matching may not be possible.


NEW Ridgcrest



-K015 | Meadow



-K016 | Beach



-K017 | Tide Pool



-K018 | Putty




-K019 | Chocolate



-K020 | Ink

- **contents** 100% polyester • **surface abrasion** exceeds 100,000 cycles (Wyzenbeek-#10 cotton duck abradant) • **backing** acrylic
- **break strength** WARP 80 lbs, WEFT 68 lbs (ASTMD4034) • **seam slippage** WARP 84 lbs, WEFT 72 lbs (ASTMD4034) •
- **light fastness** class 4/40 hrs min (AATCC16A) • **color fastness** Class 4 (ASTM D3597, AATC 8) Wet, Class 5 (ASTM D3597, AATCC 8) Dry • **flammability** CA Tech Bull. 117, Section E (CS-191-153) UFAC Class 1 •


Gavotte



-895 | Grey



-894 | Blue



-896 | Taupe



-897 | Burgundy

- **contents** 100% polyester • **surface abrasion** 30,000 cycles (cotton duck) •
- **break strength** warp 96 lbs, fill 99 lbs • **flammability** CA Tech Bull. 117, Section E • **treatments** N/A •

*Due to differences in dye batches and variations in printing as well as viewing environments and uneven color fading there will be slight variations in color. Exact matching may not be possible.

Festival



-301 | Sangria




-302 | Blue Star



-303 | Dk. Pewter



-304 | Midnight Blue



-350 | Lt. Grey

- **contents** 100% polyester • **surface abrasion** 30,000 double rubs • **break strength** warp 75 lbs, fill 150 lbs •
- **flammability** CA Tech Bull. 117, Section E UFAC Class 1 NFPA 260 • **treatments** BLOCKaide® a soil and stain repellent finish •


Interlink



-104 | Ink Blue



-106 | Laguna



-107 | Flint



-108 | Autumn



-105 | Garnet

- **contents** 100% Olefin backing: latex • **surface abrasion** 30,000+ double rubs • **break strength** warp 100 lbs, fill 125 lbs •
- **flammability** CA Tech Bull. 117, Section E UFAC Class 1 BIFMA, Class 1 • **treatments** BLOCKaide® a soil and stain repellent finish •

Legend



-351 | Ebony



-353 | Merlot



-354 | Royal


- **contents** 100% polyester • **surface abrasion** 75,000 double rubs (Wyzenbeek), 35,000 double rubs (Martindale) •
- **break strength** ASTM D5034-1995 WARP 257.3 lbs, WEFT 179.6 lbs. •
- **flammability** CA 117, Section E CS-191-53, Class 1; BIFMA FF1-78; NFPA 260-1989; UFAC, Class 1; B.S. 5852 Part 1: 1979 Ignition Source 0 Smouldering Cigarette • **treatments** soil and stain repellent finish •

*Due to differences in dye batches and variations in printing as well as viewing environments and uneven color fading there will be slight variations in color. Exact matching may not be possible.


Icon



-225 | Navy



-226 | Grey



-227 | Burgundy



-231 | Black




-232 | Taupe

- **contents** 100% polyester • **surface abrasion** 400,000 double rubs (Wyzenbeek ASTM-D-4157) •
- **break strength** warp 150 lbs, fill 88 lbs • **flammability** CA Tech Bull. 117, Section E BIFMA FF-1-78 NFPA 260-1989 UFAC, Class 1 •
- **treatments** ASR2000™ a soil and stain repellent finish •

Diamond




-296 | Blue Galaxy




-294 | Gold Dust



-295 | Shale



-297 | Jet



-298 | Wine

- **contents** 100% polyester • **surface abrasion** 50,000 double rubs • **break strength** warp 300 lbs, fill 300 lbs •
- **flammability** CA Tech Bull. 117, Section E UFAC Class 1 NFPA 260 • **treatments** N/A •

*Due to differences in dye batches and variations in printing as well as viewing environments and uneven color fading there will be slight variations in color. Exact matching may not be possible.

unbeatable service

grade | B
fabric

healthcare

NEW Castillo


Castillo Antimicrobial vinyls offer the new innovative Silver Ion Technology with industry leading stain resistant properties. Available in 7 soft tone finishes, each option offers a solution for every healthcare or office environment. PVC free, and able to withstand 50,000 double rubs this unique vinyl meets the demands of high traffic lobby environments.



-K001 | Buff



-K002 | Honeydew



-K003 | Breezy



-K004 | Cream



-K005 | Java



-K006 | Metal



-K007 | Batik

• finish antimicrobial - silver based ion technology, i-clean-innovative easy clean technology •

• contents 100% polyurethane • surface abrasion exceeds 50,000 double rubs (AST 4157) • break strength Warp 141 lbs. Fill 78 lbs. (ASTM D5035-95) • seam spillage Warp 50 Fill 69 (ASTM D 4034) • tear strength Warp 13 Fill 9 (ASTM D 2261-96) • pilling resistance Class 5 (ASTM D 3511) • crocking Class 5 wet & dry (AATCC 8) • colorfastness to bleach Class 5 (AATCC 130) •

NEW Twilight



-K008 | Cotton



-K009 | Sky



-K010 | Lily Pad



-K011 | Cocoa



-K012 | Brass



-K013 | Cherry



-K014 | Angora

• contents 67% polyester, 33% nylon • surface abrasion 50,000 double rubs min. cotton duck • backing SBR backcoating • break strength 175 lbf min. warp & 130 lbf min fill • flammability CA Tech Bull. 117, Sec. E, NFPA 260/UFAC Fabric Classification Class 1 • treatments BLOCKaide® • seam slippage 55 lbf min. warp and 40 lbf min. fill • tear 10 lbf. warp and fill • pilling resistance Class 4 min. • color fastness to light grade 4 min. at 40 hrs

*Due to differences in dye batches and variations in printing as well as viewing environments and uneven color fading there will be slight variations in color. Exact matching may not be possible.

NEW Fine Tune



-K100 | Luna



-K101 | Onyx



-K102 | Ash



-K103 | Herb



-K104 | Cocoa



-K113 | Indigo



-K114 | Ruby



-K105 | Tangelo

- **contents** 100% polyester • **surface abrasion** 40,000 double rubs •
- **break strength** WARP 80 lbs, Fill 65 lbs • **flammability** CA Tech Bull. 117, Section E UFAC Class 1 NFPA 260 • **treatments** N/A •

NEW City Park




-K106 | Birch



-K107 | Domino



-K108 | Steely



-K109 | Kiwi



-K110 | Walnut



-K111 | Marigold


- **contents** 100% polyester • **surface abrasion** 50,000 double rubs • **break strength** warp 90 lbs, fill 76 lbs •
- **flammability** CA Tech Bull. 117, Section E UFAC Class 1 NFPA 260 • **treatments** N/A •

*Due to differences in dye batches and variations in printing as well as viewing environments and uneven color fading there will be slight variations in color. Exact matching may not be possible.

unbeatable service

FreeFlex® Fabric | "Comfort You Remember"

Introducing an innovative free-flex upholstery cover providing unmatched comfort. Featuring multi-directional stretching, this 100% polyester material form-fits cushions while allowing the foam to flex more than other upholstery materials. With this heightened stretch-and-return capability, FreeFlex® also contours to an individual's shape and weight for truly individualized comfort. There's no sacrifice in durability; FreeFlex® passes 70K double rubs in Wyzenbek abrasion resistance testing.



-24 | Ember



-25 | Carbon



-26 | Azul



-27 | Camel



-30 | Coal

- **contents** 100% polyester • **surface abrasion** 50,000 double rubs (Wyzenbeek), 25,000 double rubs (Martindale) •
- **lightfastness** 20 hours, Class 4.5 (AATCC Test Method 16E) • **colorfastness** Wet - Class 4.5, Dry - Class 4.5 (AATCC Test Method 8) •
- **flammability** CA Tech Bull. 117, Section E •

Transport



-216 | Tuxedo



-217 | Ash



-218 | Inferno



-220 | Nugget



-214 | Ivy



-215 | Rapids


- **contents** 58% polypropylene / 42% recycled polyester • **surface abrasion** 30,000 double rubs •
- **break strength** Warp 125 lbs. Fill 150 lbs. • **flammability** CA Tech. Bull 117, Section E UFAC Class 1, NFPA 260 Class 1 •
- **treatments** **BLOCKaide**™ a soil and stain repellent finish •

*Due to differences in dye batches and variations in printing as well as viewing environments and uneven color fading there will be slight variations in color. Exact matching may not be possible.

Lifesaver



R591 | Crème



R592 | Orangée



R593 | Rouge



R594 | Bleu



R595 | Brun

- **contents** 8% post-consumer recycled polyester, 92% pre-consumer recycled polyester •
- **surface abrasion** 40,000+ double rubs min (cotton duck) •
- **flammability** CA Tech. Bull 117, Section E, NFPA 260 Class 1 • **treatments** Scotchgard™ •

Trinket



-74 | Cabernet



-75 | Charcoal Onyx



-78 | Cadet




-80 | Ebony

- **contents** Face: 58% polyester / 42% acrylic Backing: 100% acrylic • **surface abrasion** heavy duty 45,000 cycles •
- **break strength** Warp 73 lbs. Fill 50 lbs. • **flammability** CA 191-53 Tech. Bull 117, Section E UFAC Class 1 •
- **treatments** Teflon™ fabric protector only by DuPont® (Teflon™ is a registered trademark of DuPont®. Only DuPont® makes Teflon™) •

Brackle



-315 | Charcoal



-396 | Copper



-397 | Merlot



-398 | Sage



-399 | Blue

- **contents** 100% recycled polyester • **surface abrasion** 30,000 double rubs • **break strength** warp 150 lbs, fill 100 lbs •
- **flammability** CA Tech Bull. 117, Section E UFAC Class 1 NFPA 260 • **treatments** BLOCKaide® a soil and stain repellent finish •

Crave




-363 | Black Triangle

- **contents** 65% cotton / 35% polyester • **surface abrasion** 30,000 double rubs • **break strength** Warp 50 lbs. Fill 50 lbs. • **flammability** BIFMA X5.7 CA Tech. Bull 117, Section E • **treatments** stain repellent Superclear .5 oz. •

*Due to differences in dye batches and variations in printing as well as viewing environments and uneven color fading there will be slight variations in color. Exact matching may not be possible.

*recommended for lounge seating **NEW** Tracery



-K026 | Persimmon



-K021 | Khaki




-K022 | Chestnut



-K023 | Taupe



-K024 | Azure




-K025 | Golden

- **contents** 100% recycled polyester • **surface abrasion** 75,000 double rubs min. cotton duck • **backing** acrylic • **tear** 10 lbf. warp and fill • **break strength** 175 lbf min. warp & 100 lbf min fill • **flammability** CA Tech Bull. 117, Sec. E, NFPA 260/UFAC Fabric Classification Class 1 • **treatments** BLOCKaide® • **seam slippage** 60 lbf min. warp and fill • **tear** 10 lbf. warp and fill • **pilling resistance** Class 4 min. • **color fastness to light** grade 4 min. at 40 hrs

*recommended for lounge seating **NEW** Mary Go Round



-K027 | Dijon




-K028 | Horizon



-K029 | Flame



-K030 | Blue Mist



-K031 | Mocha

- **contents** 100% recycled polyester • **surface abrasion** 30,000 double rubs min. cotton duck • **backing** none • **break strength** 200 lbf min. warp & 250 lbf min fill • **flammability** CA Tech Bull. 117, Sec. E, NFPA 260/UFAC Fabric Classification Class 1 • **treatments** BLOCKaide® • **seam slippage** 60 lbf min. warp and fill • **tear** 25 lbf. warp and fill • **pilling resistance** Class 4 min. • **color fastness to light** grade 4 min. at 40 hrs

*Due to differences in dye batches and variations in printing as well as viewing environments and uneven color fading there will be slight variations in color. Exact matching may not be possible.

R | grade fabric

unmatched selection




Recycled Fabric 100% Recycled. Wherever chairs are identified with our CF graphic, you can select 100% recycled polyester fabrics from our Champagne, Elements and Ladders collections. All surpass 100,000 double-rub durability testing as well as CAL 117, NFPA 260 and UFAC Class 1 flammability standards. So you can protect your immediate environment as well as our planet. That's big-picture thinking. See your choices at www.officestart.net/fabrics

NEW Key Largo



Greenguard certified, Resilience SR Stain resistance, anti-microbial and anti-bacterial protection Key Largo is a fun way to brighten the room. Engineered to withstand 250,000 double rubs, Key Largo vinyls top the list for a solution perform in the most extreme environments.



-K038 | Chocolate -K039 | Palm -K040 | Aqua -K041 | Sand -K042 | Parchment -K043 | Tangerine

- **contents** 100% PVC vinyl • **surface abrasion** passes 250,000 double rubs • **backing** 100% brushed polyester knit • **break strength** min warp 79, fill 56 • **flammability** passes NFPA 260 (equiv. to UFAC), Class 1, Cal. 117, Sec. E, ASTM E84 Class 2 or B (adhered), BIFMA, FMVSS 302, IMO A.652 (16) 8.2 & 8.3, may comply with Cal. Tech. Bull. 133 when combined with appropriate components •
- **pilling resistance** Class N/A • **color fastness to light** 1000 hrs

NEW Cosmopolitan



K032 | Spring

K033 | Cornsilk

K034 | Crimson

K035 | Ivory

K036 | Shadow

K037 | Earthen

- **contents** 38% post-consumer recycled polyester, 62% pre-consumer recycled polyester •
- **surface abrasion** 50,000 double rubs min. cotton duck • **break strength** 200 lbf min. warp, 250 lbf min fill •
- **pilling resistance** class 4 min. • **seam slippage** 45 lbf min. warp & 35 lbf min. fill
- **flammability** CA Tech Bull. 117, Sec. E, NFPA/UFAC Fabric Classification - Class 1 • **color fastness to light** grade 4 min. at 40 hrs •

Champagne



-930 | Truffle

-931 | Corkscrew

-932 | Fizz

-933 | Muscat

-934 | Chablis

- **contents** 100% recycled polyester • **surface abrasion** 100,000 double rubs (cotton duck) •
- **break strength** min warp 250 lbs, min fill 250 lbs •
- **flammability** CA Tech Bull. 117, Section E UFAC Class 1 NFPA 260 Class 1 • **treatments** N/A •

Element



-899 | Smoke

-900 | Putty

-901 | Plum

-902 | Sapphire

-903 | Earth

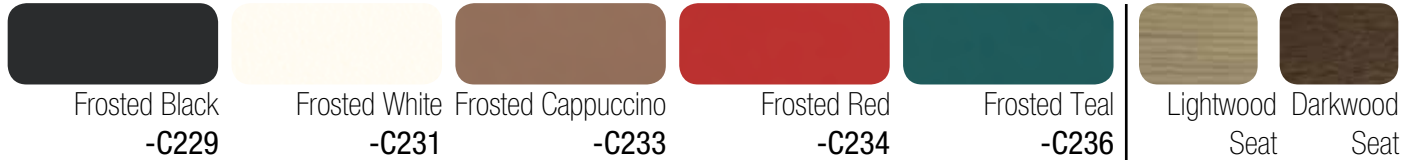
- **contents** 100% recycled polyester • **surface abrasion** 130,000+ double rubs • **break strength** min warp 100 lbs, min fill 100 lbs •
- **flammability** CA Tech Bull. 117, Section E UFAC Class 1 NFPA 260 Class 1 • **treatments** N/A •

*Due to differences in dye batches and variations in printing as well as viewing environments and uneven color fading there will be slight variations in color. Exact matching may not be possible.

unbeatable service

fabric and finishes**

Hammond Finishes (HMM9426L/HMM9426D / HMM9430L/HMM9430D)



Fabrics (Faux Leather)

- contents 60% Elastane Fiber and 40% Segmented Polyurethane
- flammability CA Tech Bull. 117



Croc PU

Applicable to: NAT Series

- contents 40% polyurethane, 60% polyester
- surface abrasion 10,000 cycles
- break strength min warp 50 lbs, min fill 50 lbs
- seam slippage 45 lbs, weft 45 lbs
- tear strength 4.5 lbs, weft 4.0 lbs
- color fastness to light grade 4 at 20 hrs



Woven


Applicable to: MST Series



- contents 46% polyester, 18% viscose, 36% cotton
- surface abrasion over 50000 cycles
- break strength min warp 190 lbs, weft 120 lbs
- flammability CA Tech Bull. 117
- treatments niddle punch+coating
- seam slippage warp 25 lbs, weft 32 lbs
- pilling resistance Class 4
- color fastness to light grade 4 at 20 hrs

Linen

Applicable to: ETN & ATH Series



- contents 100% polyester
- surface abrasion 40,000 rubs
- break strength 140 lbs warp, 170 lbs fill
- flammability CA Tech Bull. 117
- seam slippage warp 50 lbs, weft 45 lbs
- pilling resistance Class 4
- color fastness to light grade 4 at 40 hrs

Deluxe Faux Leather

Applicable to: ETN Series



- contents 40% polyurethane, 60% TC fabric
- surface abrasion 2,000 double rubs
- break strength min warp 50 lbs, min fill 50 lbs
- flammability CA Tech Bull. 117
- seam slippage warp 45 lbs, weft 45 lbs
- color fastness to light grade 4 at 20 hrs

Klein

Applicable to: DVS51 and ATH Series



- contents 100% polyester
- surface abrasion over 50,000 cycles
- break strength min warp 280 lbs, weft 180 lbs
- flammability CA Tech Bull. 117
- treatments knitted fabric backing
- seam slippage warp 41 lbs, weft 46 lbs
- pilling resistance Class 5
- color fastness to light grade 4 at 20 hrs

J&S

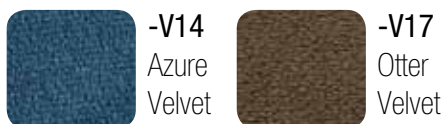
Applicable to: DVS51, ATH, & VVN Series



- contents 80% polyester, 20% linen
- surface abrasion over 25,000 cycles
- break strength min warp 250 lbs, weft 150 lbs
- flammability CA Tech Bull. 117
- seam slippage warp 35 lbs, weft 45 lbs
- pilling resistance Class 4
- color fastness to light grade 4 at 40 hrs

Velvets


Applicable to: VVN Series



- contents 100% polyester
- surface abrasion 40,000 double rubs (cotton duck)
- break strength min warp 200 lbs, min fill 250 lbs
- flammability CA Tech Bull. 117
- seam slippage warp 45 lbs, weft 35 lbs
- pilling resistance Class 4
- color fastness to light grade 4 at 40 hrs

**Swatches on this page are offered on finished goods only and not part of the custom fabric program

Bristow Antique Metal Finishes



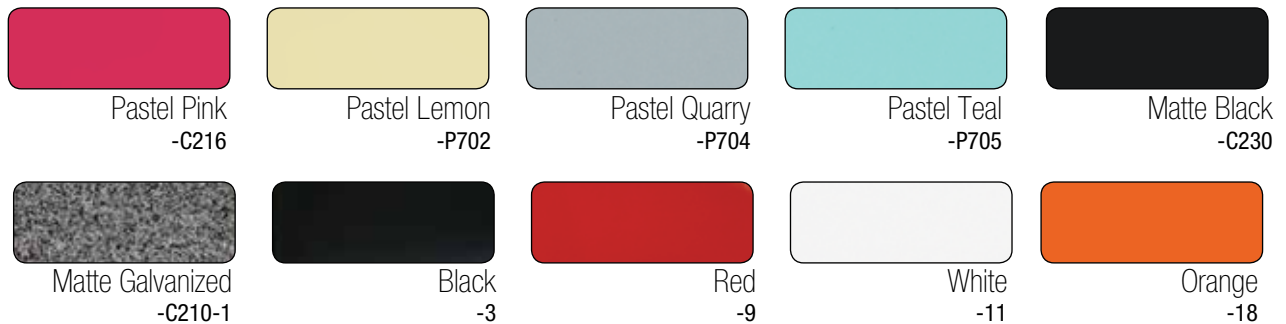
Bristow Vintage Wood Seat Finishes



Albany Finishes



Odessa Finishes



Patterson Finishes



*Due to differences in dye batches and variations in printing as well as viewing environments and uneven color fading there will be slight variations in color. Exact matching may not be possible.

General Information

Receiving Instructions:

If shipment is received damaged, note damage on freight bill at time of acceptance and file claim for appropriate damages from the carrier. Be certain to also inspect for proper quantity of pallets/cartons and visible damage to cartons that may be evidence of concealed damage -- be certain all notations are made on original freight bill prior to signing. Concealed damage must be reported to the transportation company, in writing, within 15 days from the date of delivery. **Therefore, open all cartons and inspect product immediately upon receipt.** All damaged merchandise claims must be filed directly with the delivering carrier.

Terms of Sale: Net 30 days to firms who have established satisfactory credit; otherwise, payment in advance will be required. Past due accounts are subject to a finance charge of 1 1/2 % per month or 18% per annum.

Shipping Information: F. O. B. FACTORY

TITLE OF GOODS passes to purchaser and our responsibility ceases when shipment is accepted for transportation by any carrier from our factory. Carrier routing will be established by our Traffic Department if not indicated on purchaser's order. All shipments will be on a COLLECT basis unless otherwise instructed on order. If shipment is received damaged, note damage on carrier freight bill at time of acceptance and file claim for appropriate damages from the carrier. Concealed damage must be reported to the transportation company within 15 days from the date of delivery. All damaged merchandise claims must be filed directly with the delivering carrier.

Returned Goods: Returned merchandise will not be accepted unless authorized in writing prior to return; ship freight prepaid, in original carton, and if applicable, will be subject to a restocking charge of 20%.

C.O.M. FABRIC: Customers own material. Cost: "B" grade pricing. Fabric shipped pre-paid to Office Star Products. Customers own material is not warranted. C.O.M. Form must accompany fabric or order.

Note: COM orders are custom, and therefore, not subject to return.

Order Changes and Cancellations: Due to expedited shipping schedules, Office Star Products must limit customer changes and cancellations. A restocking charge of 20% will be invoiced for any product cancelled or changed after production has begun. Production normally begins 72 hours after receipt of order.

SPECIFICATIONS ARE SUBJECT TO CHANGE DUE TO MANUFACTURING IMPROVEMENTS. ALL MODELS SHIP RTA (READY-TO-ASSEMBLE) UNLESS OTHERWISE NOTED. ALL MEASUREMENTS AND WEIGHTS ARE NOMINAL UPS WEIGHT IS THE DIMENSIONAL BILLING WEIGHT FOR UPS SHIPPING

TO MAKE A WARRANTY CLAIM

Contact Parts Department via E-mail parts@officestar.net, by Fax 1-909-930-5629, or toll free parts number 1-800-950-7262, Monday through Friday 8:00 a.m. - 5:00 p.m. Pacific Time. Provide model number and description of the problem and obtain confirmation number. At its option, Office Star Products will:

- a. Supply compatible components of current manufacture.
- b. Repair the customer's component.

It is the customer's responsibility to prepay freight on any components returned to the factory. Return freight on components covered by warranty will be paid by Office Star Products.

Care and Cleaning:

- Vacuum or brush fabrics at least once a week. Protect from glaring sunlight.
- Use a damp cloth to clean other surface areas.
- Check screws for tightness, clean and lubricate moving parts such as chair controls and casters every three months.

OSP Furniture veneer casegoods are to be cleaned with a solution of 9 parts water and 1 part rubbing alcohol. Laminate casegoods can be cleaned with the same solution of 9 parts water and 1 part rubbing alcohol or a non-abrasive cleaner, such as Windex. Always use a clean, non-abrasive, soft cloth.

Please Note:

Due to differences in dye batches and variations in printing as well as viewing environments and uneven color fading, there will be slight variations in color. Exact matching may not be possible.

Natural Wood is made up of millions of cells relying on absorption of pigments and dyes. The absorption rate and capacity of absorption is affected by numerous factors. While each manufacturer has its own processes and wood types and although they may call their finishes by the same name, all natural wood products are subject to variations in shade and product from different manufacturer's and may not exactly match with each other (i.e. Cherry, Mahogany, etc.).



Limited Product Warranty

Casegoods

- 10 years against failure due to materials and workmanship
- Laminate finishes are covered for a period of 5 years
- Veneer finishes are covered for a period of 3 years
- Desk Risers warranted 1 year
- Expandable Table power/data/USB/HDMI unit
EXPPOW1 is warranted for a period of 1 year

Ascend Adjustable Height

- 3 years against failure due to materials and workmanship

Metal Filing/Storage

- Limited lifetime warranty against failure due to materials and workmanship

Grain, color and finishes

Variation of grain and color are natural, inherent characteristics of wood, a living material. This variation is part of the beauty of real wood and anticipated in wood furnishings. Therefore, OSP Furniture is not warranted to match in grain or color or texture. It is a natural phenomenon for wood grain to change in color as it ages, and wood finishes are not warranted for color-fastness.

Warranty Exclusions

All warranties are limited to the original purchaser for normal commercial usage defined as a standard forty hour work week by persons weighing 250 lbs. or less. This warranty will not cover labor, freight, or damage from misuse, abuse, negligence, alteration, assembly, installation, attachments, accident, vandalism, acts of nature or any other event beyond the control of Office Star Products. The warranty does not cover cosmetic damage that may result from normal use. Liability for incidental or consequential damage is excluded. The user assumes all risk of injury resulting from use of this product. When usage is more than 40 hours per week, a five year warranty on all parts applies.

This warranty applies only to products purchased through authorized OSP Furniture dealers and products sold within the United States of America and the Commonwealth of Canada. This warranty does not apply to products used for rental purposes. This warranty gives you specific legal rights, and you may also have other rights which vary from state to state.

It is the customer's responsibility to prepay freight on any components returned to the factory. Return freight on components covered by warranty will be paid by Office Star Products.

***** CUSTOMERS RECEIVING INSTRUCTIONS *****

INSPECT ON ARRIVAL This product has been inspected and packaged with durable internal packing and external corrugated. Responsibility for safe delivery was assumed by the carrier at time of shipment. CLAIMS FOR LOSS OR DAMAGE TO THE CONTENTS SHOULD THEREFORE BE MADE UPON THE CARRIER AS BELOW.

QUANTITY OF PIECES Check quantity of pallets/cartons received versus freight bill. Sign only for items received. NOTE ANY DISCREPANCIES ON THE FREIGHT BILL AND REQUEST A CLAIM FORM FROM THE CARRIER IMMEDIATELY.

VISIBLE DAMAGE Any external evidence of damage MUST BE NOTED ON THE FREIGHT BILL OF LADING AND SIGNED BY THE TRUCK DRIVER. Failure to adequately describe external damage may result in carrier's refusal to honor a damage claim. The form to submit a claim for the damage will be supplied by the carrier.

CONCEALED DAMAGE OR LOSS Concealed damage or loss is that which becomes apparent only after unpacking the merchandise. The merchandise may be damaged in transit due to rough and/or excessive handling even though carton may not show external damage. OPEN ALL CARTONS ALL MERCHANDISE IMMEDIATELY. If damage is discovered upon unpacking, REPORT THE DAMAGE, IN WRITING, TO THE CARRIER WITHIN 14 DAYS OF THE DELIVERY DATE AND REQUEST AN INSPECTION REPORT. Cartons and all packing must be held for inspection by carrier. Then, file a claim with the carrier as this damage or loss is the responsibility of the carrier.

Office Seating

- Lifetime on component Parts including pneumatic cylinder, control mechanism, base and casters.
- 3 years on upholstery fabric and foam against wear and deterioration.
- Leather is not warranted against routine scratching and scuffing, as leather is subject to minor blemishes in use.

Reception, Wood Guest and Lounge Seating

- 5 yrs structural integrity of frame
- 3 yrs on seating wood finishes
- 3 years on upholstery fabric and Foam against wear and deterioration (except leather)
- Leather is not warranted against routine scratching and scuffing, as leather is subject to minor blemishes in use. Minor variations in color, texture and grain are a natural part of leather hides, and therefore, are not covered by this warranty.
- C.O.M. Fabrics are not warranted by Office Star Products

SPACE LIMITED WARRANTY

Space chairs are warranted from the date of purchase against failure due to material and workmanship as follows:

- Lifetime on component Parts Including pneumatic cylinder, control mechanism, base and casters.
- 3 Years on upholstery fabric and foam against wear and deterioration
- Leather is not warranted against routine scratching and scuffing, as leather is subject to minor blemishes in use

All warranties are limited to the original purchaser for normal commercial usage defined as a standard forty hour work week by persons weighing 250 lbs. or less. The 63-37A773HM, 63-E37A773HL, 75-7A773, 75-37A773, 75-47A773 and 839-11B35WA are for persons weighing 400 lbs. or less, the 818 & select 829's with self-adjusting mechanism are 300 lbs. or less and the 15-37A720D is 325 lbs. or less. This warranty will not cover labor, freight or damage from misuse, abuse, negligence, alteration, accident, vandalism, rusting, acts of nature or any other event beyond the control of Office Star Products. The warranty does not cover cosmetic damage that may result from normal use. Liability for incidental or consequential damages is excluded. The user assumes all risk of injury resulting from use of this product. When usage is more than 40 hours per week, a five year warranty on all parts applies. This warranty gives you specific legal rights, and you may also have other rights which vary from state to state.

All Space chairs meet or exceed ANSI BIFMA standards.

It is the customer's responsibility to prepay freight on any components returned to the factory. Return freight on components covered by warranty will be paid by Office Star Products.

pro·line II[®] Warranty

PROLINE II LIMITED WARRANTY

ProLine II chairs are warranted from the date of purchase against failure due to material and workmanship as follows:

- Lifetime on component parts including pneumatic cylinder, control mechanism, base and casters.
- 3 Years on upholstery fabric and foam against wear and deterioration.
- Leather is not warranted against routine scratching and scuffing, as leather is subject to minor blemishes in use.

Elite chairs (54666) are warranted from the date of purchase against failure due to material and workmanship as follows:

- 5 Years on component Parts Including pneumatic cylinder, control mechanism, base and casters.
- 2 Years on upholstery fabric and foam against wear and deterioration.

ProLine II Desks are warranted from the date of purchase against failure due to material and workmanship as follows:

- Prado Collection = 5 Years
- Horizon Desking & Wood Conference (CT) Tables = 3 Years
- Height Adjustable Tables (HAT) and PHT Tables = 3 Years
- Height Adjustable Manual Desk Riser (PRD3529) = 1 Year

Grain, color and finishes

Variation of grain and color are natural, inherent characteristics of wood, a living material. This variation is part of the beauty of real wood and anticipated in wood veneer furnishings. Therefore, Proline II furniture is not warranted to match in grain or color or texture. It is a natural phenomenon for wood grain to change in color as it ages, and wood finishes are not warranted for colorfastness.

All warranties are limited to the original purchaser for normal commercial usage defined as a standard forty hour work week by persons weighing 250 lbs. or less. The 54666 is for persons weighing 300 lbs. or less. The 30180, 39200, 39202, 39203, 81108, 81308, 81608, 69220C, 69226-EC3 and 69227-3M are for persons weighing 400 lbs. or less. This warranty will not cover labor, freight or damage from misuse, abuse, negligence, alteration, accident, vandalism, rusting, acts of nature or any other event beyond the control of Office Star Products. The warranty does not cover cosmetic damage that may result from normal use. Liability for incidental or consequential damages is excluded. The user assumes all risk of injury resulting from use of this product. When usage is more than 40 hours per week, a five year warranty on all parts applies. This warranty gives you specific legal rights, and you may also have other rights which vary from state to state.

All ProLine II chairs meet or exceed ANSI BIFMA standards.



WORK SMART LIMITED WARRANTY

Work Smart chairs are warranted from the date of purchase against failure due to material and workmanship as follows:

- 15 Years on all non-moving metal parts.
- 5 Years on component parts including Control mechanisms, pneumatic cylinders, wood, plastic parts, base and casters.
- 3 Years on upholstery fabric and foam against wear and deterioration.
- Leather is not warranted against routine scratching and scuffing, as leather is subject to minor blemishes in use.

Office Star Reception Tables are warranted from the date of purchase against failure due to material and workmanship as follows:

- 5 Years on Structural integrity.
- 3 Years on wood finishes.

Office Star Reception Seating is warranted from the date of purchase against failure due to material and workmanship as follows:

- 5 Years on Structural integrity of frame.
- 3 Years on wood finishes.
- 1 Year on upholstery fabric and foam against wear and deterioration.
- Leather is not warranted against scratching and scuffing, as leather is subject to minor blemishes in use. Minor variations in color, texture and grain are a natural part of leather hides, and therefore are not covered by this warranty.

All warranties are limited to the original purchaser for normal commercial usage defined as a standard forty hour work week by persons weighing 250 lbs. or less. The BC9601 is for persons weighing 300 lbs. or less. The BC9602 is for persons weighing 400 lbs. or less. The BC9603 is for persons weighing 500 lbs. or less. EX1098, EC1283C & ECH12801 are for persons weighing 350 lbs. or less. This warranty will not cover labor, freight or damage from misuse, abuse, negligence, alteration, accident, vandalism, rusting, acts of nature or any other event beyond the control of Office Star Products. The warranty does not cover cosmetic damage that may result from normal use. Liability for incidental or consequential damages is excluded. The user assumes all risk of injury resulting from use of this product. When usage is more than 40 hours per week, a two year warranty on all parts applies. This warranty gives you specific legal rights, and you may also have other rights which vary from state to state.

All Work Smart chairs are built to meet or exceed ANSI BIFMA standards.

◆ GENERAL CHAIR WARRANTY

Office Star General chairs are warranted from the date of purchase against failure due to material and workmanship as follows:

- 2 Years on all non-moving metal parts.
- 1 Year on component parts including Control mechanisms, pneumatic cylinders, wood, plastic parts, base and casters.
- 1 Year on upholstery fabric and foam against wear and deterioration.
- We cannot warrant leather against routine scratching and scuffing, as all leather is subject to minor blemishes in use.

All warranties are limited to the original purchaser for normal Residential usage by persons weighing 200 lbs. or less. This warranty will not cover labor, freight or damage from misuse, abuse, negligence, alteration, accident, vandalism, rusting, acts of nature or any other event beyond the control of Office Star Products. The warranty does not cover cosmetic damage that may result from normal use. Liability for incidental or consequential damages is excluded. The user assumes all risk of injury resulting from use of this product. This warranty gives you specific legal rights, and you may also have other rights which vary from state to state.


Office Seating under “◆ General Warranty” are not intended for commercial use (40-hour work week).

It is the customer’s responsibility to prepay freight on any components returned to the factory. Return freight on components covered by warranty will be paid by Office Star Products.


MULTI PURPOSE TABLE AND CHAIR LIMITED WARRANTY

Office Star Products Warrants, to the original purchaser, all “Work Smart Series Multi Purpose Tables and Chairs” to be free from defects in material and workmanship for a period of ten years. This warranty will not cover labor, freight or damage from misuse, abuse, negligence, alteration, accident, vandalism, rusting, acts of nature or any other event beyond the control of Office Star Products. This warranty does not cover cosmetic damage that may result from normal use. Liability for incidental or consequential damages is excluded. The user assumes all risk of injury resulting from use of this product. All Table Warranties are limited to 350 lbs. of distributed weight over the entire table top surface. All chair warranties are limited to normal usage by persons weighing 200 lbs. or less. This warranty gives you specific legal rights, and you may also have other rights which vary from state to state.


There are many features to consider when selecting the perfect chair to suit your needs. The following symbols will help you choose the product enhancements that are right for you. These symbols are referenced throughout this catalog to help you quickly identify each chair's features. The descriptions of the features shown are meant to be general explanations. The actual functions of the features may vary slightly.




1
Pneumatic Seat Height Adjustment Allows quick and easy adjustment regulates height of chair relative to floor.




2
Back Height Adjustment Allows positioning of lumbar support within a fixed range to alleviate back stress.



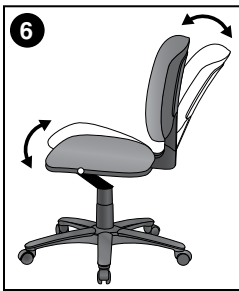
3
Seat Depth Adjustment Positions chair back relative to seat to reduce pressure on the buttocks and thighs for both taller and shorter users.



4
360° Swivel Chair rotates a full 360° in either direction for ease of motion. Standard on every executive and task chair.



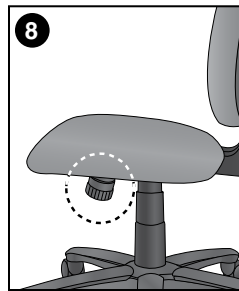
5
Tilt Pivot point located directly above center of chair base (white dot indicates pivot point).



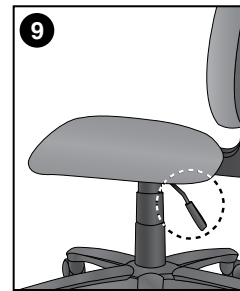
6
Mid-Pivot Knee Tilt Pivot point located slightly ahead of center of gravity (white dot indicates pivot point). Allows user to recline at a slightly more relaxed angle than conventional center tilt.




7
2-to-1 Synchro Tilt Back reclines at 2-to-1 ratio to seat angle. Allows user to recline while keeping seat cushion relatively level to floor.



8
Tilt Tension Controls rate and ease with which chair reclines for different weights and strengths of users.



9
Tilt Lock Locks out tilt function when chair is in upright position.



10
Multi-Task Control Adjusts seat and back angles with a single lever (infinite locking within a fixed range), reducing fatigue in back and thighs.




11
Dual Function Two levers modify:

- Angle of back relative to seat
- Forward tilt (for keyboard-intensive applications).



12
Flex Back Back tilts with pressure. Allows user to recline while keeping seat cushion level to floor. Includes Flex tension Adjustment



13
Multi-Function Three levers to modify angle of back relative to the seat, control tilt and forward tilt for keyboard intensive activities. Tilt is free float or locking within a fixed range. This control may also have ratchet back height adjustments.



14
Auto Adjusting Synchro Tilt This self adjusting control uses your weight to balance the force needed to recline the back. Back tilt is controlled by a single lever which will lock in 5 positions. When tilting the seat tilts at a 4-to-1 ratio to the back.



15
Seat Slider Allows adjustment of seat to move forward and back to its original position.




OFFICE STAR®
PRODUCTS

Furniture for Your World®



CORPORATE OFFICE & WAREHOUSE

P. O. Box 3520, Ontario, CA 91761
p. 909.930.2000 • p. 800.950.7262
f. 909.930.5349



**NEW JERSEY
DISTRIBUTION CENTER**

1 Oxford Drive
Moonachie, NJ 07074
p. 201.393.0900
p. 800.872.3375
f. 201.393.0955

**GEORGIA
DISTRIBUTION CENTER**

850 Aquila Way, Suite 110,
Austell, GA 30168
p. 404.850.8680 • f. 770.948.3618

For the latest updates, follow us on



@OfficeStarProd



/OfficeStarProducts



/OfficeStarProducts

WWW.OFFICESTAR.NET